



Quotation Advert

Opening Date: 2019-05-20 
Closing Date: 2019-06-03 
Closing Time: 11:00

INSTITUTION DETAILS

Institution Name: King Edward VIII hospital 
Province: KwaZulu-Natal
Department or Entity: Department of Health
Division or section: Central Supply Chain Management
Place where goods / services is required: KING EDWARD VIII HOSPITAL MAINTENANCE
Date Submitted: 2019-05-15 

ITEM CATEGORY AND DETAILS

Quotation Number: ZNQ:
KM 42119
Item Category: Services 
Item Description:

CDMF INSPECT MEDICAL AIR COMPRESSORS AS PER SCOPE OF WORK
QUOTES TO BE HANDED OUT AFTER SITE MEETING

Quantity (If supplies) 1

COMPULSORY BRIEFING SESSION / SITE VISIT

Select Type: Compulsory Briefing Session 
Date : 2019-05-24 
Time: 11:00
Venue: KING EDWARD VIII HOSPITAL OUTSIDE MAINTENANCE


QUOTES CAN BE COLLECTED FROM: KHULANI MTHEMBU

QUOTES SHOULD BE DELIVERED TO: KING EDWARD VIII HOSPITAL TENDOR BOX

ENQUIRIES REGARDING THE ADVERT MAY BE DIRECTED TO:

Name: KHULANI MTHEMBU
Email: KHULANI.MTHEMBU@KZNHEALTH.GOV.ZA
Contact Number: 031 360 3446
Finance Manager Name: MISS NOMONDE KCHIME

Finance Manager Signature:



No late quotes will be considered

Scope of work

Item Medical gas machine inspections

Description Inspect the below compressors as listed and complete listed inspection sheets as below as attached to the site meeting documents.

Item	Plant	Equipment	Type	Inspection schedule	Do inspection schedule in the following months		Completed Please tick
1	New Block	Compressor	IR- 2420	MG 3 - 002a	April 2019	Oct 2019	
2	New Block	Compressor	IR- 553	MG 3 - 002a	April 2019	Oct 2019	
3	Laundry	Compressor	IR	MG 3 - 002a	April 2019	Oct 2019	
4	WORK SHOP	Compressor		MG 3 - 002a	April 2019	Oct 2019	
5	RUM medical air	Compressor	10T 3 N,L	MG 3 - 002a	April 2019	Oct 2019	
6	RUM medical air	Compressor	10T 3 N,L	MG 3 - 002a	April 2019	Oct 2019	
7	BOILER HOUSE	Compressor		MG 3 - 002a	April 2019	Oct 2019	
8	ICU	Compressor	5T2N,L	MG 3 - 002a	April 2019	Oct 2019	
9	ICU	Compressor	5T2N,L	MG 3 - 002a	April 2019	Oct 2019	
10	LABOUR WARD	Compressor	5T2N,L	MG 3 - 002a	April 2019	Oct 2019	
11	LABOUR WARD	Compressor	5T2N,L	MG 3 - 002a	April 2019	Oct 2019	

2.4	Tighten all electrical terminals								
2.5	Change over lead - lag units								
2.6	Check and record compressor cut-in and cut-out pressures. Adjust if required								
2.7	Clean out air ways of motor								
2.8	Replace all condensate timers that are non-functional								
2.9	Check and note motor amperages								
2.10	Check pilot lights								
2.11	Clean all electrical panels								
2.12	Complete plant logbook								
2.13	Submit further defects for attention. detailed report.								

NOTE THE FOLLOWING:

- a) Motor amperages
- b) Compressor cut-in and cut-out pressures
- c) Warning light pressure switch settings
- d) Safety valve setting/s
- e) Pressure reducing valve settings
- f) Test pressure (M.O.S. Act) (36 monthly)

I CERTIFY THAT THE SPECIFIED SERVICE WAS CARRIED OUT		OFFICIAL STAMP:
NAME OF SERVICEMAN (BLOCK LETTERS):	SIGNATURE:	
NAME/S OF ASSISTANT/S: SEMI SKILLED:		
NAME/S OF ASSISTANT/S: UNSKILLED:		
COMPANY NAME (BLOCK LETTERS):		

TIME IN:	TIME OUT:	TIME ON SITE:	DATE:	NAME OF RESPONSIBLE OFFICIAL ON SITE:		
FROM:	TO:	KM:	TO:	KM:	TOTAL KM:	SIGNATURE: