



## Quotation Advert

Opening Date: 2019-09-03 

Closing Date: 2019-10-16 

Closing Time: 11:00

### INSTITUTION DETAILS


Institution Name: Benedictine hospital 

Province: KwaZulu-Natal

Department or Entity: Department of Health


Division or section: Central Supply Chain Management

Place where goods / services is required: Maintenance

Date Submitted: 2019-10-02 

### ITEM CATEGORY AND DETAILS

Quotation Number: ZNQ:  
244 / 2019-20

Item Category: Services 

Item Description:


1. Renovation of army house (outside building), guest house building, disable house and transport office

- CIBD grading allowed to tender (2GB plus)
- specification attached

Quantity (if supplies):

### COMPULSORY BRIEFING SESSION / SITE VISIT

Select Type: Both 

Date : 2019-10-09 

Time: 10:00

Venue: Sisters lounge

QUOTES CAN BE COLLECTED FROM: document will only be available on site meeting

QUOTES SHOULD BE DELIVERED TO: Deposit in the tender box

### ENQUIRIES REGARDING THE ADVERT MAY BE DIRECTED TO:

Name: Phakathi AA

Email: hlengiwe.mthembu@kznhealth.gov.za

Contact Number:

# Supply Chain Management - AdvertQuote

Page 2 of 2

**Finance Manager Name:**





035 831 7062

Mdladla GNM

**Finance Manager Signature:**



**No late quotes will be considered**

 Submit |  Save | Save As... |  Close |  Print Preview

 Print this page



**health**

Department:  
Health  
PROVINCE OF KWAZULU-NATAL



**ARMY HOUSE, ARMY HOUSE OUTSIDE  
BUILDING, DISABLED HOUSE, TRANSPORT OFFICE AND  
GUEST HOUSE PAINTING**

**(TECHNICAL SPECIFICATIONS)**

**Artisan Painter: T.N. Zulu**

**Foreman : S.B. Dlamini (Hospital Foreman)**

**Institution : Benedictine Hospital**

## PROJECT SPECIFICATION

The work to be carried out in terms of this section of the project comprises the supply and installation of *all the materials necessary, as per the Schedule of Rates*

### PART 1

#### 1.1. SCOPE OF WORK

- 1.1.1 Cleaning of corrugated iron roof sheets, gutters and downpipes
- 1.1.2 Painting of barge board
- 1.1.3 Cleaning and painting of gutters and down pipes
- 1.1.4 Painting of roof (wave type) sheets
- 1.1.5 Painting of steel window frames, doors and burglary
- 1.1.6 Replacing of all loose and missing roof nails.
- 1.1.7 Replacing of floor and wall tiles
- 1.1.8 Replacing of bath tub
- 1.1.9 Replacing wash hand basins
- 1.1.10 Replacing of water closet toilet

**PAINTING OF ARMY HOUSE, ARMY HOUSE OUTSIDE BUILDING, GUEST HOUSE BUILDING, DISABLED HOUSE AND TRANSPORT OFFICE INSIDE AND OUTSIDE.**

### PART 2

#### 2.1 TECHNICAL SPECIFICATION

This TECHNICAL SPECIFICATION shall be read in conjunction with all other sections of the SPECIFICATION and cognisance shall be taken of the clauses relevant to these particular renovations, whether any specific clauses are referred to or not. **NB. Contract period for this work 10 weeks.**

### Part 3

#### 3.1 Requirements.

- 3.1.1. CIDB grading = 2GB plus
- 3.1.2. The contractor to submit Trade Test Certificate together with documents for the person who will monitor the work. (This will be considered on evaluation and awarding).
- 3.1.3. The contractor to submit work plan since all building will be operating.
- 3.1.4. The contractor to return fully filled Bill of Quantity.
- 3.1.5. The contractor to comply with EPWP projects specification (proof to be submitted)

#### 4.1. MATERIALS:

- 4.1.1 Proprietary materials where specified are to be of the brand specified or other approved by the Department.

4.1.2 All primers, emulsion paints, enamels, stains, varnishes, etc. are to comply with the relevant SANS specification. Paints, etc. shall be suitable for application on the surfaces to which they are being applied and those used externally shall be of exterior quality or suitable for exterior use. For any particular work the priming coat and subsequent coats of paint are to be executed with paints from the same manufacturer and in accordance with that manufacturer's instructions.

4.1.3 The materials are to be brought to the site in unopened containers and no adulteration will be permitted, except thinners of a quantity and quality directed by the manufacturer.

4.1.4 The Department shall at all times be permitted to take samples for testing purposes from open containers of any brand of paint being used on the work.

4.1.5 All materials, if and when required by the Department, will be subject to tests by the South African Bureau of Standards, and the cost of such tests, should the material under test not meet the requirements of this specification, shall be borne by the Contractor. Fillers and stoppings are to be suitable for use with the material being filled or stopped and to the approval of the Department.

#### 4.2. PREPARATORY WORK:

4.2.1 All new and existing surfaces are to be thoroughly dry and are to be cleaned of all dust, dirt, grease, oil, rust, scale, efflorescence, fungus, loose or flaking material, etc. rubbed down, stopped, filled, knotted and sanded smooth as required in accordance with the paint manufacturer's recommendations and to the approval of the Department prior to the application of paint, etc.

4.2.2 Asbestos cement shall be primed with an approved alkali resistant primer before the application of subsequent coats which are not, in themselves, alkali resistant.

4.2.3 Iron, steel and other ferrous metals shall be cleaned in accordance with SANS Code of Practice 064 to remove rust, scale, grease, oil, etc. and the surface brought to a bright metallic condition. Galvanized iron and zinc shall be cleaned in accordance with SANS Code of Practice 062 to remove the manufacturer's temporary protective coating, white rust, etc.

4.2.4 Other non-ferrous metals shall be thoroughly cleaned to remove all milling oils, temporary protective coatings, etc. and the surface abraded with fine water-paper and white spirit.

4.2.4 Woodwork to be painted shall have all knots and resinous areas treated with an approved knotting, the surface shall then be primed and all holes, etc. stopped and rubbed down smooth,

4.2.5 Woodwork to be oiled, stained, varnished, etc. shall be free of all stains, pencil marks and other surface discolorations and all holes, etc. stopped with tinted stopping and rubbed down smooth.

4.2.6 In preparing existing glazed sashes and sash doors, all loose putty is to be removed, the rebates primed and glass re-sprigged and re-puttied as necessary before the painting is commenced.

4.2.7 Previously distempered or lime washed surfaces to receive any other type of paint, are to have the existing distemper or lime wash completely removed by scraping or wire brushing and the surfaces treated with an approved bonding liquid.

- 4.2.8 Where existing paint film are in good condition any flaking or bared patches are to be properly feathered into the surrounding paint and spot primed as necessary.
- 4.2.9 Where existing paint films are in poor condition and require to be removed completely, they are to be removed by means of wire brushing, paint remover, burning off, or other approved method.
- 4.2.10 Paint removers shall be free of wax and caustic substances and shall preferably be of water rinse able type. When burning off paint from wood, care must be taken to avoid charring the wood.
- 4.2.11 The final state of preparatory work to existing decorated surfaces shall in all cases produce in the finished decorated surfaces a condition similar to new work.
- 4.2.12 The Contractor will be held responsible for the proper and adequate preparation of the surfaces and any work which fails to meet the manufacturer's recommendations must be made good at the Contractor's expense to the satisfaction of the Department.

### 4.3. APPLICATION OF PAINTS, ETC.

- 4.3.1 Painting may be carried out by brush, roller or spray as recommended by the manufacturer and to the approval of the Department. All paints, etc. are to be applied in strict accordance with the manufacturer's instructions. Each coat of paint is to be adequately and permanently keyed onto the previous coat or surface and shall be evenly distributed and continuous and shall dry to a smooth film, free from sags, runs or other imperfections. Each coat of paint is to be of a colour distinctive from previous or succeeding coats.
- 4.3.2 All painting must be done in accordance with a colour scheme which will be provided by the Department and rates for painting etc. are to include for all cutting in of contrasting colours and masking as required. No distinction has been made where more than one colour of the same material is required on the walls or ceiling of the same room.
- 4.3.3 Samples of colours for the final coats are to be prepared in all cases to the approval of the Department and all work must be finished to the approved colours.
- 4.3.4 Backs of wood door and similar frames and the surfaces of other new or prefixed joinery in contact with brickwork, etc. and built in as the work proceeds, shall be primed or sealed before building in to prevent moisture seeping into the wood from the mortar bedding.
- 4.3.5 Tongued and grooved and rebated edges of boards in batten doors and other such like inaccessible parts of new joinery shall, before assembly, be primed, or where the joinery is to receive a finish other than paint, be given one coat of such other finishing material.
- 4.3.6 All new external structural timbers shall be primed before the timbers are fixed in position and shall include all surfaces such as backs of fascia's and barge boards.

### 4.4. PAINTWORK TO PREVIOUSLY PAINTED PREPARATORY WORK EXISTING SURFACES

- 4.4.1 All previously painted surfaces must be sanded and thoroughly washed down and allowed to dry completely before paints is applied. Blistering or peeling shall be completely removed and cracks shall be opened, filled with suitable filler and finished smooth.

4.4.2 Previously painted metal surface shall be thoroughly rubbed and cleaned down. Blistered or peeling shall be completely removed.

4.4.3 Previously painted wood surface shall be thoroughly cleaned down, Blistered or peeling paint shall be peeling paint shall be completely removed and cracks and crevices shall be primed, filled with suitable filler and finished smooth.

**4.5. RATES:**

4.5.1 Rates for painting, etc. are to include for all preparatory work, and where spraying is employed, are to include or adequately masking all surrounding areas.

4.5.2 Where diameters of pipes are stated these are the nominal internal diameters, and rates for painting pipes are to include for painting the holder bats, hangers, clips, etc. supporting the pipes.

4.5.3 Rates are to include for providing all necessary dust sheets, covers, etc. taking all necessary precautions to prevent marking the surfaces of joinery, walls, floors, glass, electrical fittings, etc. All surfaces disfigured or otherwise damaged shall be completely renovated or replaced as necessary to the approval of the Department at the Contractor's own expense.

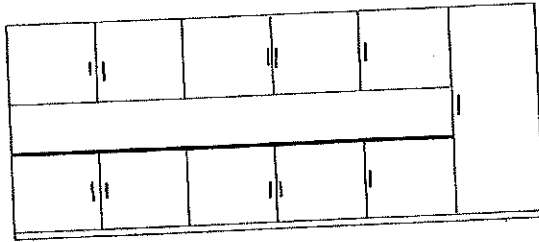
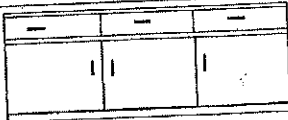
**SCHEDULE OF RATES**

**5. WORK TO BE DONE AND SCHEDULE OF PRICES:  
BENEDICTINE HOSPITAL**

Item	DESCRIPTION	UNI T	QTY	RATE/UNIT		TOTAL	
				R	c	R	c
	<p><b>NOTE:</b> All rates for items contained in this Schedule of Prices must be filled <b>excluding</b> the applicable Value Added Tax. All prices shall include labour and transport. The Administration reserves the right to Negotiate prices in the Bill of Quantities</p> <ol style="list-style-type: none"> <li>1. The contractor to provide their own water and electricity</li> <li>2. The contractor is not allowed to sleep on site</li> <li>3. The contractor is not allowed to work during the weekends</li> <li>4. All rubbles must be removed and the contractor to comply with OHS Act</li> <li>5. The contractor to give a safety plan and work hand in hand with Hospital safety officer(This will be considered on evaluation)</li> <li>6. The contractor to bring safety plan for working on height.</li> </ol>						
<b>INSTITUTION: BENEDICTINE HOSPITAL</b>							

<b>PROPRIETARY ARTICLES:</b> All equipment and material used in this contract shall be that which is specified or other approved.									
<b>ARMY HOUSE (Outside painting)</b>									
1.	Clean roof and gutters with high pressure machine and close roof leaks ABE HYDROPROOF and membrane if they are any leak after cleaning	m <sup>2</sup>	268						
2.	Supply paint and paint 2 coats roof (Paint must much existing).	m <sup>2</sup>	268						
3.	Supply and paint wooden flasher boards (Paint must much existing).	m <sup>2</sup>	18						
4.	Clean also supply paint and paint gutters	m <sup>2</sup>	20						
5.	Supply and paint asbestos down pipes	m <sup>2</sup>	08						
6.	Supply paint and paint outside walls using Mngeni sand (Paint must much existing). 2 Coats.	m <sup>2</sup>	270						
7.	Painting of all still windows by using powder brown enamel paint(preparing by filling creaked putty before painting) G18	M <sup>2</sup>	16						
8.	Painting of all window seal by using powder brown enamel paint G18	M <sup>2</sup>	18						
9.	Painting of all steps by using red stoop paint SABS approved	M <sup>2</sup>	10						
10.	Supply and paint of all main doors with powder brown enamel paint.G18 under coat SUC1 SURE COAT to be used	M <sup>2</sup>	16						
11.	Supply and paint of outside skirting using powder brown enamel paint.G18.	M <sup>2</sup>	40						
12.	Preparing of wall by removing of all pilling paints and closing of all creaks by using Polly filler.								
13.	Supply and replace asbestos gutter with aluminium bracket.	m	06						
14.	Painting of burglar gate with white enamel(UNDERCOAT MUST BE USED)	M <sup>2</sup>	4						
15.	Replace main door with Mirant standard door, Mirant frame and 3 lever union mortise lock. Also painted.	ITE M	2						
<b>INSIDE PAINTING</b>									
16.	<ul style="list-style-type: none"> <li>➤ Prepare wall also supply and paint 4.6 x 4.6 x 3m height sure coat white undercoat SUC1.</li> <li>➤ Supply and paint 2 coats for Cashmere 15 years product guarantee B2-2 Ocean Sault in Ndlanzi room 4.6 x 4.6 x 3m height</li> <li>➤ Prepare and painting of wooden floor 4.6m x 4.6m SABS approved wooden floor paint</li> </ul>								
17.	<ul style="list-style-type: none"> <li>➤ Prepare wall also supply and paint 2.1m x 1.1m x 3m height sure coat white undercoat SUC1.</li> </ul>								





- Prepare floor also supply and install GN 573 330 x 330 Johnson Granite floor tiles including 100mm skirting. 3m x 3m
- Replace mortise lock 2lever union

19.

Room next to kitchen

- Prepare wall also supply and paint 3m x 3m x 3m height sure coat white undercoat SUC1.
- Supply and paint 2 coats for Cashmere 15 years product guarantee B2-2 Ocean Sault in store room 3m x 3m x 3m height
- Prepare, supplying and installation of GN 573 330 x 330 Johnson Granite floor tiles including 100mm skirting 3m x 3m
- Prepare and painting of ceiling board 3m x3m
- 

20.

Xolanes room

- Prepare wall also supply and paint 5.5m x 4.3m x 3m height sure coat white undercoat SUC1.
- Supply and paint 2 coats for Cashmere 15 years product guarantee B2-2 Ocean Sault in store room 5.5m x 4.3m x 3m height
- Prepare and painting of wooden floor using SABS wooden floor paint.
- Prepare and painting of ceiling board 5.5m x 4.3m

21.

Room next to Xolanes room

- Prepare wall also supply and paint 3.6m x 3.3m x 3m height sure coat white undercoat SUC1.
- Supply and paint 2 coats for Cashmere 15 years product guarantee B2-2 Ocean Sault in store room 3.6m x 3.3m x 3m height

	<ul style="list-style-type: none"> <li>➤ Prepare and painting of wooden floor using SABS wooden floor paint.</li> </ul>							
22.	<p>Passage</p> <ul style="list-style-type: none"> <li>➤ Prepare, supplying and installation of GN 573 330 x 330 Johnson Granite floor tiles including 100mm skirting 3m x 3m which is</li> <li>➤ Supply and painting of passage wall 2 coats for Cashmere 15 years product guarantee B2-2 Ocean Sault</li> </ul>	14m <sup>2</sup>						
23.	<p>Room next to Ndlanzi room</p> <ul style="list-style-type: none"> <li>➤ Prepare wall also supply and paint 3.6m x 4.8m x 3m height sure coat white undercoat SUC1.</li> <li>➤ Supply and paint 2 coats for Cashmere 15 years product guarantee B2-2 Ocean Sault in store room 3.6m x 4.8m x 3m height</li> <li>➤ Prepare and painting of wooden floor using SABS wooden floor paint 3.6m x 4.8m.</li> </ul>							
24.	<p>Main Veranda</p> <ul style="list-style-type: none"> <li>➤ Prepare, supplying and installation of GN 573 330 x 330 Johnson Granite floor tiles 6m x 2m including 100mm skirting</li> <li>➤ Also painting of stairs using stoop red sabs approved paint.</li> </ul>							
25.	<p>Chamanes room</p> <ul style="list-style-type: none"> <li>➤ Prepare wall also supply and paint 3.4m x 3.7m x 3m height sure coat white undercoat SUC1.</li> <li>➤ Supply and paint 2 coats for Cashmere 15 years product guarantee B2-2 Ocean Sault in store room 3.4m x 3.7m x 3m height.</li> <li>➤ Prepare, supplying and installation of GN 573 330 x 330 Johnson Granite floor tiles 3.4m x 3.7m including 100mm skirting</li> <li>➤ Also prepare and painting of ceiling board.</li> </ul>							
26.	<p>Diamins room</p> <ul style="list-style-type: none"> <li>➤ Prepare wall also supply and paint 5m x 3.5m x 3m height sure coat white undercoat SUC1.</li> <li>➤ Supply and paint 2 coats for Cashmere 15 years product guarantee B2-2 Ocean Sault in store room 5m x 3.5m x 3m height</li> <li>➤ Prepare and painting of wooden floor using SABS wooden floor paint 3.6m x 4.8m.</li> <li>➤ Also prepare and painting of ceiling board.</li> <li>➤ Supplying and installation of drop-in sink frank 1m</li> </ul>							



**Bedroom**

- Prepare wall also supply and paint 8m x 7m x 2.5m height sure coat white undercoat SUC1.
- Repair of wall cracks also supply and paint 2 coats for Cashmere 15 years product guarantee B2-2 Ocean Sault in store room 8m x 7m x 2.5m height.
- Prepare, supplying and installation of GN 573 330 x 330 Johnson Granite floor tiles 8m x 7m including 100mm skirting
- Repair and painting of ceiling board 8m x 7m with SABS Approved PVA

**Kitchen**

- Prepare wall also supply and paint 5.4m x 4m x 2m height sure coat white undercoat SUC1.
- Repair of wall cracks also supply and paint 2 coats for Cashmere 15 years product guarantee B2-2 Ocean Sault in store room 5.4m x 4m x 2.5m height.
- Prepare, supplying and installation of GN 573 330 x 330 Johnson Granite floor tiles 8m x 7m including 100mm skirting
- Repair and painting of ceiling board 5.4m x 4m with SABS Approved PVA

**Bathroom**

- Prepare wall also supply and paint 5m x 3m x 2.5m height sure coat white undercoat SUC1.
- Repair of wall cracks also supply and paint 2 coats for Cashmere 15 years product guarantee B2-2 Ocean Sault in store room 5m x 3m x 2.5m height.
- Prepare, supplying and installation of GN 573 330 x 330 Johnson Granite floor tiles 5m x 3m including 100mm skirting
- Repair and painting of ceiling board 5m x 3m with SABS Approved PVA

**Shebeleza room**

- Prepare wall also supply and paint 8m x 4m x 3m height sure coat white undercoat SUC1.
- Repair of wall cracks also supply and paint 2 coats for Cashmere 15 years product guarantee B2-2 Ocean Sault in store room 8m x 4m x 3m height.
- Prepare, supplying and installation of GN 573 330 x 330 Johnson Granite floor tiles 8m x 4m including 100mm skirting
- Repair and painting of ceiling board 8m x 4m with

14.

SABS Approved PVA

**Passage**

- Prepare wall also supply and paint 4m x 2.6m x 3m height sure coat white undercoat SUC1.
- Repair of wall cracks also supply and paint 2 coats for Cashmere 15 years product guarantee B2-2 Ocean Sault in store room 4m x 2.6m x 3m height.
- Prepare, supplying and installation of GN 573 330 x 330 Johnson Granite floor tiles 5m x 2.6m including 100mm skirting
- Repair and painting of ceiling board 5m x 2.6m with SABS Approved PVA

**Bathroom**

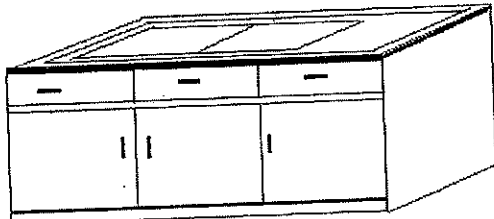
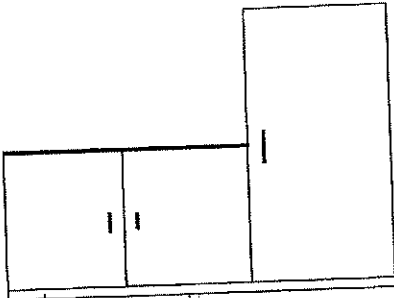
- Remove and replace bath tub and 22mm cobra bath mixer also filling.
- Remove and replace wash hand basin with all installations cobra 15mm taps, brass 40mm basin waste and cobra bottle trap(chromed)
- Remove and replace low level toilet vaal with b2 seat cover.
- Renovate shower, change all galvanise pipes to copper. Chase for the pipe also replace under wall stop cock. On the floor use gray mosaic tiles and replace shower trap and make sure waste water is running smooth.
- Prepare wall also supply and paint 2.4m x 2.4m x 3m height sure coat white undercoat SUC1.
- Repair of wall cracks also supply and paint 2 coats for Cashmere 15 years product guarantee B2-2 Ocean Sault in store room 2.4m x 2.4m x 3m height.
- Prepare, supplying and installation of GN 573 330 x 330 Johnson Granite floor tiles 4m x 4m including 100mm skirting
- Also replacing of missing ceramic wall tiles including the bath tiles 8m<sup>2</sup>
- Repair and painting of ceiling board 5m x 2.6m with SABS Approved PVA
- Replacing of 3lever mortise locks

15

**Buthelezi room**

- Prepare wall also supply and paint 16m x 7m x 2.5m height sure coat white undercoat SUC1.
- Repair of wall cracks also supply and paint 2 coats for Cashmere 15 years product guarantee B2-2

	<ul style="list-style-type: none"> <li>➤ Ocean Sault in store room 16m x 7m x 2.5m height.</li> <li>➤ Prepare, supplying and installation of GN 573 330 x 330 Johnson Granite floor tiles 16m x 7m including 100mm skirting using 6hour tile fix</li> <li>➤ Repair and painting of ceiling board 8m x 4m with SABS Approved PVA</li> </ul>								
16.	<p><b>Mese Room</b></p> <ul style="list-style-type: none"> <li>➤ Prepare wall also supply and paint 10m x 5m x 2.5m height sure coat white undercoat SUC1.</li> <li>➤ Repair of wall cracks also supply and paint 2 coats for Cashmere 15 years product guarantee B2-2</li> </ul> <p>Ocean Sault in store room 10m x 5m x 2.5m height.</p> <ul style="list-style-type: none"> <li>➤ Prepare, supplying and installation of GN 573 330 x 330 Johnson Granite floor tiles 10m x 5m including 100mm skirting using 6hour tile fix</li> <li>➤ Repair and painting of ceiling board 10m x 5m with SABS Approved PVA</li> </ul>								
	<b>Carried To Collection Summary</b>								
	<b>PS 2</b>								
	<b>TOTAL</b>								
<b>GUEST HOUSE BUILDING</b>									
1.	Clean roof and gutters with high pressure machine and close roof leaks ABE HYDROPROOF and membrane if they are any leak after cleaning	m <sup>2</sup>	220						
2.	Supply paint and paint 2 coats roof (Paint must much existing). Including concrete roof slab	m <sup>2</sup>	220						
3.	Supply and paint wooden flasher boards (Paint must much existing).	m <sup>2</sup>	10						
4.	Supply paint and paint gutters.	m <sup>2</sup>	10						
5.	Supply and paint asbestos down pipes	m <sup>2</sup>	03						
6.	Supply paint and paint outside walls using Mngeni sand (Paint must much existing). 2 Coats.	m <sup>2</sup>	156						
7.	Painting of all still windows by using powder brown enamel paint(preparing by filling creaked putty before painting)	m <sup>2</sup>	11						
8.	Painting of all window seal by using powder brown enamel paint	m <sup>2</sup>	13						
9.	Painting of all steps by using red stoop paint.	m <sup>2</sup>	14						
10.	Supply and paint of all main doors with powder brown enamel paint. G18 under coat SUC1 SURE COAT to be used	m <sup>2</sup>	05						

11.	Supply and paint of outside skirting using powder brown enamel paint.G18.	M <sup>2</sup>	26					
12.	Preparing of wall by removing of all pilling paints and closing of all creaks by using Polly filler.							
13.	Supply and replace asbestos gutter with aluminium bracket.	m	6					
14.	Supply and paint concrete roof slab using water proofing paint	m <sup>2</sup>	7					
<b>INTERNAL</b>								
15.	<ul style="list-style-type: none"> <li>➤ Painting of wall using white bathroom and kitchen paint SABS Approved.</li> <li>➤ Prepare and painting of wooden floor using SABS wooden floor paint 4m x 2m.</li> <li>➤ Repairing and painting of ceiling board.</li> </ul>	m <sup>2</sup>	36					
		m <sup>2</sup>	08					
		m <sup>2</sup>	08					
	  <ul style="list-style-type: none"> <li>➤ Supply and install of built in cupboard with 1200mm double bowl sink drop in frank, all doors to be white gloss.</li> <li>➤ 16mm white melamine board to be used.</li> <li>➤ Full overlapping hinge to be installed.</li> <li>➤ On the corner 165 corner hinge to be installed</li> <li>➤ Quarter round Plastic edging both sides 1.5mm to be white.</li> <li>➤ Add ceramic wall tiles on top of the sink.</li> <li>➤ 3, 5 mm x 40mm screws to laminate the cupboard.</li> <li>➤ 3.5 x 16mm for hinges</li> <li>➤ Screws not to be seen on the side preferable to use panel to close the screws.</li> </ul>							

	<ul style="list-style-type: none"> <li>➤ Nylon screws to be used to mount the cabinet on the wall.</li> <li>➤ 192mm x 272mm Steel handles to be used.</li> <li>➤ NB. All the material to be seen before installation.</li> <li>➤ Supply and install kitchen mixer (cobra). Sink to be connected.</li> <li>➤ Also supply and install of another white built in cupboard with 2 doors bottom with white gloss 600mm table top and 01 long cupboard on the side for cleaning material with 01 long door.</li> </ul>						
16.	<p>Passage</p> <ul style="list-style-type: none"> <li>➤ Prepare, supplying and installation of GN 573 330 x 330 Johnson Granite floor tiles including 100mm skirting 14m x 1.6m using 6 hour tile adhesive</li> </ul>	m <sup>2</sup>	23				
17.	<p>Toilet</p> <ul style="list-style-type: none"> <li>➤ Painting of wall using white bathroom and kitchen paint SABS Approved.</li> <li>➤ Replace toilet with vaal close couple with b2 seat cover</li> <li>➤ Prepare, supplying and installation of GN 573 330 x 330 Johnson Granite floor tiles including 100mm skirting 2.2m x 1.1m using 6 hour tile adhesive</li> </ul>	m <sup>2</sup> item	13 01				
18.	<p>Bathroom</p> <ul style="list-style-type: none"> <li>➤ Replace bath tub with and bath mixer cobra</li> <li>➤ Demolishing of existing shower base</li> <li>➤ Prepare, supplying and installation of GN 573 330 x 330 Johnson Granite floor tiles including 100mm skirting 2.2m x 2.3m using 6 hour tile adhesive</li> <li>➤ Tiling of wall with white ceramic tiles 150 x 150</li> </ul>	m <sup>2</sup> m <sup>2</sup>	01 01 05 06				
19.	<p>STORE ROOM</p> <ul style="list-style-type: none"> <li>➤ Prepare, supplying and installation of GN 573 330 x 330 Johnson Granite floor tiles including 100mm skirting 2.2m x 2.3m using 6 hour tile adhesive</li> </ul>	m <sup>2</sup>	5				
20.	<p>Bed room wooden floor painting using wooden floor paint SABS Approved and ceiling board repair and painting</p> <ul style="list-style-type: none"> <li>➤ Room no1 3m x 3m</li> <li>➤ Room no2 3.1m x 3.3m</li> <li>➤ Room no3 3.1m x 3.3m</li> <li>➤ Room no4 3.1m x 3.3m</li> </ul>						

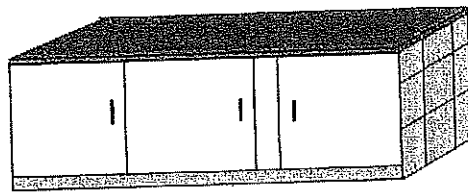
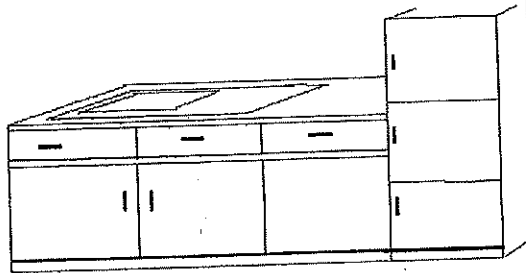


Carried To Collection Summary		PS 3	TOTAL						
<b>DISABLED HOUSE</b>									
1.	Supply and paint wooden flasher boards (Paint must much existing).	m <sup>2</sup>	03						
2.	Cleaning of gutters.	m	13						
3.	Supply paint and paint outside walls using Mngeni sand (Paint must much existing). 2 Coats.	m <sup>2</sup>	120						
4.	Painting of all still windows by using powder brown enamel paint(preparing by filling creaked putty before painting)	m <sup>2</sup>	08						
5.	Painting of all window seal by using powder brown enamel paint	m <sup>2</sup>	09						
6.	Painting of all steps returning wall by using red stoop paint.	m <sup>2</sup>	25						
7.	Supply and paint of all main doors with powder brown enamel paint. G18 under coat SUC1 SURE COAT to be used	m <sup>2</sup>	08						
8.	Supply and paint of outside skirting using powder brown enamel paint.G18.	m <sup>2</sup>	26						
9.	Preparing of wall by removing of all pilling paints and closing of all creaks by using Polly filler.								
10.	Painting of burglar gate with white enamel(UNDERCOAT MUST BE USED)	m <sup>2</sup>	1						
11.	<b>Paraplegic Bathroom</b> <ul style="list-style-type: none"> <li>➤ Remove and replace paraplegic toilet with all hand rails across the cistern also on the side.</li> <li>➤ Remove and replace wash hand basin with elbow action separated taps.</li> <li>➤ Remove and replace shower mixer with hand liver and flexi horse pipe.</li> <li>➤ Replace shower stool</li> <li>➤ Supplying and installation of mosaic 6m<sup>2</sup></li> <li>➤ Supplying and installation of Mirant solid door with abnormal size also install door locker suitable for disabled with hand liver.</li> <li>➤ Preparing, supplying and installation of white wall ceramic tiles 150 x 150 for 10m<sup>2</sup></li> </ul>								
Carried To Collection Summary		PS 4	TOTAL						
<b>TRANSPORT BUILDING</b>									
1.	Clean gutters by removing of all plants and clean with high pressure machine	m	15						
2.	Supply and paint wooden flasher and bash boards (Paint must much existing).	m <sup>2</sup>	04						

3.	Supply paint and paint gutters	m	15				
3.	Supply and paint asbestos down pipes	m <sup>2</sup>	03				
5.	Supply paint and paint outside walls using Mngeni sand (Paint must much existing). 2 Coats.	m <sup>2</sup>	132				
6.	Painting of all still windows and still columns by using powder brown enamel paint(preparing by filling creaked putty before painting)	m <sup>2</sup>	08				
7.	Painting of all window seal by using powder brown enamel paint	m <sup>2</sup>	09				
8.	Painting of all steps and veranda by using red stoop paint.	m <sup>2</sup>	11				
9.	Supply and paint of all main doors with powder brown enamel paint. G18 under coat SUC1 SURE COAT to be used	m <sup>2</sup>	04				
10.	Supply and paint of outside skirting using powder brown enamel paint.G18.	m <sup>2</sup>	15				
11.	<p><b>INTERNAL (reception)</b></p> <ul style="list-style-type: none"> <li>➤ Prepare wall also supply and paint 5.5m x 5.5m x 3m height sure coat white undercoat SUC1.</li> <li>➤ Repair of wall cracks also supply and paint 2 coats for Cashmere 15 years product guarantee B2-2 Ocean Sault in store room 5.5m x 5.5m x 3m height.</li> <li>➤ Prepare, supplying and installation of GN 573 330 x 330 Johnson Granite floor tiles 6m x 6m including 100mm skirting</li> <li>➤ Repair and painting of ceiling board 6m x 6m with SABS Approved PVA</li> <li>➤ Supply and install of built in cupboard with 900mm single bowl sink drop in frank, all doors to be white gloss. 3 doors, 3 drawers and 01 long with 1 door</li> <li>➤ 16mm white melamine board to be used.</li> <li>➤ Full overlapping hinge to be installed.</li> <li>➤ On the corner 165 corner hinge to be installed</li> <li>➤ Quarter round Plastic edging both sides 1.5mm to be white.</li> <li>➤ Add ceramic wall tiles on top of the sink.</li> <li>➤ 3, 5 mm x 40mm screws to laminate the cupboard.</li> <li>➤ 3.5 x 16mm for hinges</li> <li>➤ Screws not to be seen on the side preferable to use panel to close the screws.</li> <li>➤ Nillon screws to be used to mount the cabinet on the wall.</li> <li>➤ 192mm x 272mm Steel handles to be used.</li> <li>➤ NB. Al the material to be seen before installation.</li> <li>➤ Supply and install kitchen mixer (cobra). Sink to be</li> </ul>	<p>m<sup>2</sup> 66</p> <p>m<sup>2</sup> 66</p> <p>m<sup>2</sup> 36</p> <p>m<sup>2</sup> 36</p> <p>item</p> <p>item</p> <p>item</p> <p>item</p> <p>item</p> <p>item</p> <p>m<sup>2</sup> 0.5</p>					

connected.

- Also supply and install of another white built in cupboard with 3 doors bottom with white gloss 600mm table top and 01 long cupboard on the side for cleaning material with 01 long door.



12.

**Office no.1**

- Prepare wall also supply and paint 3.6m x 3.6m x 3m height sure coat white undercoat SUC1.
- Repair of wall cracks also supply and paint 2 coats for Cashmere 15 years product guarantee B2-2 Ocean Sault in store room 3.6m x 3.6m x 3m height.
- Prepare, supplying and painting of wooden floor with SABS Approved paint 3.6m x 3.6m including 100mm skirting.
- Repair and painting of ceiling board 3.6m x 3.6m with SABS Approved PVA

13.

**Office no.2**

- Prepare wall also supply and paint 4m x 4m x 3m height sure coat white undercoat SUC1.
- Repair of wall cracks also supply and paint 2 coats for Cashmere 15 years product guarantee B2-2 Ocean Sault in store room 4m x 4m x 3m height.
- Prepare, supplying and painting of wooden floor with SABS Approved paint 4m x 4m including 100mm skirting.
- Repair and painting of ceiling board 4m x 4m with SABS Approved PVA

14.

**Passage**

- Prepare wall also supply and paint 7m x 1.5m x 3m

	<p>height sure coat white undercoat SUC1.</p> <ul style="list-style-type: none"> <li>➤ Repair of wall cracks also supply and paint 2 coats for Cashmere 15 years product guarantee B2-2 Ocean Sault in store room 7m x 1.5m x 3m height.</li> <li>➤ Prepare, supplying and installation of GN 573 330 x 330 Johnson Granite floor tiles 7m x 1.5m including 100mm skirting</li> <li>➤ Repair and painting of ceiling board 4m x 4m with SABS Approved PVA</li> </ul>						
15.	<p><b>Bathroom</b></p> <ul style="list-style-type: none"> <li>➤ Prepare wall also supply and paint 2m x 2m x 0.8m height sure coat white undercoat SUC1.</li> <li>➤ Repair of wall cracks also supply and paint 2 coats for Cashmere 15 years product guarantee B2-2 Ocean Sault in store room 2m x 2m x 0.8m height.</li> <li>➤ Prepare, supplying and installation of GN 573 330 x 330 Johnson Granite floor tiles 2m x 2m including 100mm skirting</li> <li>➤ Repair and painting of ceiling board 2m x 2m with SABS Approved PVA</li> </ul>						
11.	Preparing of wall by removing of all pilling paints and closing of all creaks by using Polly filler.						
12.	Supply and paint concrete roof slab using water proofing paint	m <sup>2</sup>	06				
<b>Carried To Collection Summary</b>		<b>PS 5</b>	<b>TOTAL</b>				

**COLLECTION SUMMARY**

**INSTITUTION:** BENEDICTINE HOSPITAL

**PROJECT:** PAINTING OF ARMY HOUSE, ARMY HOUSE OUTSIDE BUILDING AND GUEST HOUSE BILDING.

**NOTE:**

THIS COLLECTION SUMMARY MUST BE COMPLETED IN FULL BY THE CONTRACTOR AND RETURNED TOGETHER WITH THE TENDER FORM.

Collection Summary	PS 1	R		
Collection Summary	PS 2	R		
Collection Summary	PS 3	R		
Collection Summary	PS 4	R		
Collection Summary	PS 5	R		
SUB-TOTAL		R		
ADD Provision for Value Added Tax Allow 15% of SUB-TOTAL				
<b><u>TOTAL:</u> CARRIED TO FORM</b>		R		