






Quotation Advert

Opening Date: 2020-07-21 
Closing Date: 2020-07-30 
Closing Time: 11:00

INSTITUTION DETAILS



Institution Name: Select... 
Province: KwaZulu-Natal
Department or Entity: Department of Health
Division or section: Central Supply Chain Management
Place where goods / services is required eDumbe CHC, Stand no. 463, eDumbe Main Street, Paulpietersburg
Date Submitted 2020-07-20 

ITEM CATEGORY AND DETAILS

Quotation Number: ZNQ:
131/20/21
Item Category: Goods 
Item Description: Replacement of ceramic super white c ose couple toilet
Sending data to the server...
Quotation price page and specification attached

Quantity (if supplies)

COMPULSORY BRIEFING SESSION / SITE VISIT

Select Type: Compulsory Briefing Session 
Date : 2020-07-22 
Time: 12:00
Venue: eDumbe CHC , SCM offices

QUOTES CAN BE COLLECTED FROM: Documents will be issued on site

QUOTES SHOULD BE DELIVERED TO: Email: ntokozi.mnyezima@kznhealth.gov.za OR
Fax: 034 995 8556 OR 

ENQUIRIES REGARDING THE ADVERT MAY BE DIRECTED TO:

Name: H.S Shabalala
Email: ntokozi.mnyezima@kznhealth.gov.za
Contact Number: 034 995 8557/ 53/ 41
Finance Manager Name: Mr V. Mvejase

Finance Manager Signature: 

No late quotes will be considered

**PROVINCE OF KWAZULU-NATAL
DEPARTMENT OF HEALTH
ZULULAND DISTRICT**



REPLACEMENT OF CLOSE COUPLE TOILETS AT EDUMBE CHC

(TECHNICAL SPECIFICATIONS)

Institution: EDUMBE CHC

Date : 01 APRIL 2020

PROJECT SPECIFICATION

The work to be carried out in terms of this section of the project comprises the supply and installation of *all the materials necessary, as per the Schedule of Rates*

PART 1

1. SCOPE OF WORK

- 1.1. Remove existing toilets and replace with Super white 'Viking' close couple type toilets complete with all necessary fittings and material.... See attachment.
- 1.2. Cistern to be secured to the wall using fixation bolts not smaller than 8mm and clear silicone to be used.
- 1.3. Seal, plaster and paint after installation, where necessary.
- 1.4. Poor workmanship and sub standard work will not be accepted.

PART 2

2.1 TECHNICAL SPECIFICATION

This TECHNICAL SPECIFICATION shall be read in conjunction with all other sections of the SPECIFICATION and cognisance shall be taken of the clauses relevant to this particular work, whether any specific clauses are referred to or not.

PART 3

3.1. MATERIALS:

- 3.1.1. Proprietary materials where specified are to be of the brand specified or other approved by the Department (**Viking close couple toilet, patent no: P2015/06505**)
- 3.1.2. All the material to be used is to comply with the relevant **SANS** specification and in accordance with that manufacturer's instructions and be **SABS** approved.
- 3.1.3. Dimensions: Height-768mm, Length -690mm, Width-416mm, Weight-7.2kg, Code -570AP

3.2. PREPARATORY WORK:

- 3.2.1 All the preparatory work is to be included on pricing.

3.2.3 TOOLS AND EQUIPMENT

- The contractor is to be in possession of all necessary tools and equipment to carry out this project.
- The hospital tools, equipment and facilities will not be at the contractors disposal
- All tools and equipment brought onto site by the contractor shall conform to the requirements of the occupational health and safety act (act 85 of 1993 as amended)

3.2.20 SITE CONDITION- The site is to be kept tidy at all times during the course of the project. On completion of the project the site shall be left neat and tidy with all rubbish and rubble removed from site by the contractor.

3.2.21 OCCUPATION- Contractors are to note that the facility will be occupied and fully functional during the course of the project. The successful contractor will be responsible to liaise with the maintenance manager to determine which areas can be tackled and completed with the least inconvenience to the patients and staff.

3.2.22 WORKING HOURS- Normal working hours is defined as being between 07h00 and 16h30 during weekdays only. All contract work shall be carried out during normal hospital working hours. Should the contractor wish to work after hours, weekends or public holidays, a written request must be submitted to the hospital maintenance manager for authority to work out of normal working hours. Under no circumstances will overtime rates be paid to the contractor should he elect to work out of normal hospital working hours.

3.2.23 CONTRACT PERIOD- The contract period for the completion of the works will be determined by the supplier and indicated as Delivery Period on the official bid document.

3.5. RATES:

3.5.1 Rates are to include all preparatory work.

3.5.2 Rates are to include for providing all necessary material, taking all necessary precautions to prevent marking the surfaces of joinery, walls, floors, glass, electrical fittings, etc. All surfaces disfigured or otherwise damaged shall be completely renovated or replaced as necessary to the approval of the Department at the Contractor's own expense.

3.6. GUARANTEE

The guarantee/maintenance period for the completed works will be Six (6) months calculated from the date of official acceptance of the works by the KZN DEPARTMENT OF HEALTH (First Delivery Certificate/Final Delivery)

Any faults or defects found during this period will be rectified by the contractor at no cost to, and, to the complete satisfaction of the KZN Department of Health.

PART 4

4. NOTE TO THE BIDDERS

- 4.1 CIDB grading 1 GB or more is eligible to tender.
- 4.2 Contractor must have done similar work before, at least one reference and a valid Completion Certificate with official stamp to be sent with bid documents.
- 4.3 Qualified and/or experienced artisans to be utilized on site, proof to be submitted with bid documents.
- 4.4 No contractors will be allowed to sleep on site.
- 4.5 Contractors to comply to Health and Safety Act for the duration of the contractor.
- 4.6 Contractor to ensure that the proper security of their material is being provided throughout the entire project.
- 4.7 This project is very tight since there may not be a decanting plan.
- 4.8 Since the facility is operational 24 hours, disruption of services will be limited and work may need to be conducted on weekends and during night.
- 4.9 Company representatives attending site briefings and appending signatures on Site Briefing Registers should have reasonable knowledge of the work/s being undertaken.
- 4.10 Company Representatives attending Site Briefings and appending signatures on Site Briefing Registers are duly appointed representatives of the company.
- 4.11 It's the responsibility of the successful contractor to have the specification on commencement date of work.
- 4.12 It's the responsibility of the contractors official to check and ensure the work as it progresses, is according to the specifications.

NB: SITE MEETING IS COMPULSORY.

SCHEDULE OF RATES

5. WORK TO BE DONE AND SCHEDULE OF PRICES:

Item	DESCRIPTION	UNIT	QTY	RATE/ UNIT		TOTAL	
				R	c	R	c
	<p>NOTE: All rates for items contained in this Schedule of Prices must be filled excluding the applicable Value Added Tax. All prices shall include labour and transport. The Administration reserves the right to Negotiate prices in the Bill of Quantities</p>						
	INSTITUTION: EDUMBE CHC						
	<p>PROPRIETARY ARTICLES: All equipment and material used in this contract shall be that which is specified or other approved.</p> <ul style="list-style-type: none"> • Board room females toilet (Door 84) • Rest room Toilets (Door 89) • Maternity ward female toilet (Door 77) • OPD Public female toilets (Door 14) • OPD staff toilet (Door 5A) • OPD female staff toilets (Door 48) • OPD Public male toilets (Door 52) 		1 2 1 1 1 2 2				
	TOTAL		10				
Carried To Collection Summary PS 1						R	

COLLECTION SUMMARY

INSTITUTION: EDUMBE CHC

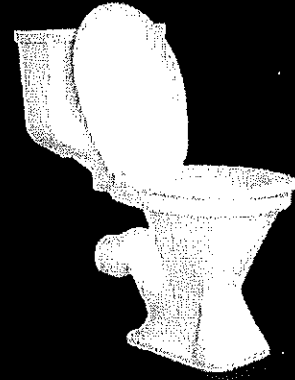
REPLACEMENT OF CLOSE COUPLE TOILETS AT EDUMBE CHC

NOTE:
THIS COLLECTION SUMMARY MUST BE COMPLETED IN FULL BY THE CONTRACTOR AND RETURNED TOGETHER WITH THE TENDER FORM.

Collection Summary PS 1	R		
SUB-TOTAL	R		
ADD Provision for Value Added Tax Allow 15% of SUB-TOTAL			
TOTAL: CARRIED TO FORM	R:		

For all technical enquiries contact Maintenance Component.
Mr S.T. Ngema
034 995 8540

VIKING™



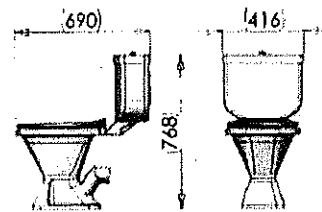
Close Coupled Toilet | 570AP / 570APS

Description

The new Viking™ Close Coupled Toilet (patent no. P2015/06505) has set new industry standards with its all-in-one design and follows on the success of the Viking™ Basin, Urinal and Pan, providing exceptional finishes and attention to detail. Aimed at reducing manufacturing costs, labour costs, alleviating problems associated with leakage between the cistern and collecting bowl, this innovative toilet overcomes problems traditionally associated with installation of toilets.

Specification

CODE	WIDTH	LENGTH	HEIGHT	WEIGHT
570AP	416mm	690mm	768mm	7.2kg



Tooling Required

- 1) Spirit level
- 2) Power drill and correctly sized drill bits
- 3) Ratchet set and correctly sized sockets
- 4) Tape measure and marker
- 5) General plumbing hand tools
- 6) Marine silicone (colour - clear)
- 7) Fixation bolts no smaller than 8mm

Installation Guide

- 1) Ensure that the installation area on floor is clean and level without any items that may impact the level of the pan.
- 2) Using the pan collar as your centre point, align the pan with the collar using a tape measure, measure from the centre of the toilet seat holes to the wall in order to ensure equal distances.
- 3) Once these measurements have been determined mark the holes on the base of the pan with your marker leaving a clear indication on the floor.
- 4) Using your power drill, drill the indicated areas to the correct depth taking into account the base of the toilet pan.
- 5) Place a generous amount of silicone around the base of the pan along with the fixation bolts and place into drilled holes.
- 6) Secure the bolts without over tightening them, as this may cause damage to the base of the pan.
- 7) Once the unit is securely set clean all excess silicone with a damp cloth creating a smooth seal between floor and the pan.
- 8) Once all waste and water points have been connected test the joints by flushing the toilet and ensure a leak free installation.

Accessories needed:

- 1) 110mm Pan Connector

Available Flushing Options:

- 1) 017502 – Dutton CCF1 UNIV CC Bibi Front Flush Cistern Mechanism
- 2) 017508 – Dutton CCDF UNIV CC Dual Flush 2 Cistern Mechanism
- 3) 006824 – Parker Hibiscus Paraplegic F/F LL Mechanism