


SharePoint

Mbanjwa Innocent ▾ ?



KZN Health Intranet

Search this site 🔍


KZN HEALTH

[HOME](#) [CORPORATE INFORMATION](#) [COMPONENTS](#) [DIRECTORY](#) [DISTRICT OFFICES](#) [HEALTH FACILITIES](#)

KZN Health > Components > Supply Chain Management

AdvertQuote

Submit Save Save As... Close Print Preview



Quotation Advert

Opening Date: 2020-11-25

Closing Date: 2020-12-02

Closing Time: 11:00

INSTITUTION DETAILS

Institution Name: Harry Gwala district office ▾

Province: KwaZulu-Natal

Department or Entity: Department of Health

Division or section: Central Supply Chain Management

Place where goods / services is required: Harry Gwala District Office, 111 Main Street, Ixopo 3276

Date Submitted: 2020-11-20

ITEM CATEGORY AND DETAILS

Quotation Number: ZNQ:
ZNQ 58/2020-21

Item Category: Goods ▾

Item Description: Installation of lights and power supply to newly built carport at UMzikulu EMS Base

Quantity (if supplies)

COMPULSORY BRIEFING SESSION / SITE VISIT

Select Type: Compulsory Briefing Session ▾

Date : 2020-11-27


Time: 11:00

Venue: EMS UMZIMKULU BASE





QUOTES CAN BE COLLECTED FROM: Harry Gwala District Office, 111 Main Street, Ixopo 3276

QUOTES SHOULD BE DELIVERED TO: Harry Gwala District Office, 111 Main Street, Ixopo 3276

ENQUIRIES REGARDING THE ADVERT MAY BE DIRECTED TO:

Name:	Mbanjwa I.N
Email:	innocent.mbanjwa@kznhealth.gov.za
Contact Number:	0398348213
Finance Manager Name:	Ms. N.G Phakathi
Finance Manager Signature:	

No late quotes will be considered

 Submit |  Save | Save As... |  Close |  Print Preview

Print this page

Note:

1. The completed Quotation Advert must be printed and signed by the Finance manager.
2. A signed copy of the Quotation Advert must be scanned and emailed to web administration: SCM.Advert@kznhealth.gov.za for uploading to the department website.
3. N.B if the scanned copy submitted is not a signed copy (by the finance manager), the advert/award WILL NOT be uploaded.

Site Updated: 20 November, 2020, 09:32 am

The materials on this website may be copied for non-commercial use as long as our copyright notice and website address are included.

Copyright © KwaZulu-Natal Department of Health, 2000

Contact the Web Administrator

STANDARD QUOTE DOCUMENTATION SUPPLY CHAIN MANAGEMENT OVER R30 000.00

YOU ARE HEREBY INVITED TO QUOTE FOR REQUIREMENTS AT: HARRY GWALA HEALTH DISTRICT OFFICE

DATE ADVERTISED: 25/11/2020 CLOSING DATE: 02/12/2020 CLOSING TIME: 11:00

FACSIMILE NUMBER: 039 834 0075 E-MAIL ADDRESS: HarryGwalaDO.scm@kznhealth.gov.za

PHYSICAL ADDRESS: 111 MAIN STREET, IXOPO, 2376

ZNQ NUMBER: ZNQ58/2020-21

DESCRIPTION: INSTALLATION OF LIGHTS AND POWER SUPPLY TO THE NEWLY BUILT CARPORT AT UMZIMKULU EMS BASE

CONTRACT PERIOD **ONCE OFF**
(if applicable) VALIDITY PERIOD 60 Days SARS PIN.....

CENTRAL SUPPLIER DATABASE REGISTRATION (CSD) NO.

UNIQUE REGISTRATION REFERENCE

DEPOSITED IN THE QUOTE BOX SITUATED AT (STREET ADDRESS)

111 MAIN STREET

IXOPO,3276

Bidders should ensure that quotes are delivered timeously to the correct address. If the quote is late, it will not be accepted for consideration.

The quote box is open from 08:00 to 15:30.

ALL QUOTES MUST BE SUBMITTED ON THE OFFICIAL FORMS – (NOT TO BE RE-TYPED)

THIS QUOTE IS SUBJECT TO THE PREFERENTIAL PROCUREMENT POLICY FRAMEWORK ACT AND THE PREFERENTIAL PROCUREMENT REGULATIONS, 2011, THE GENERAL CONDITIONS OF CONTRACT (GCC) AND, IF APPLICABLE, ANY OTHER SPECIAL CONDITIONS OF CONTRACT.

THE FOLLOWING PARTICULARS MUST BE FURNISHED
(FAILURE TO DO SO WILL RESULT IN YOUR QUOTE BEING DISQUALIFIED)

NAME OF BIDDER
----------------	-------

POSTAL ADDRESS

STREET ADDRESS

TELEPHONE NUMBER CODE.....NUMBER..... FACSIMILE NUMBER CODE.....NUMBER.....

CELLPHONE NUMBER

E-MAIL ADDRESS

VAT REGISTRATION NUMBER (If VAT vendor)

HAS A B-BBEE STATUS LEVEL VERIFICATION CERTIFICATE BEEN SUBMITTED? (SBD 6.1)

YES		NO	
-----	--	----	--

[A B-BBEE STATUS LEVEL VERIFICATION CERTIFICATE/SWORN AFFIDAVIT (FOR EMEs & QSEs) MUST BE SUBMITTED IN ORDER TO QUALIFY FOR PREFERENCE POINTS FOR B-BBEE]

ZNQ NUMBER: ZNQ58/2020-21

DESCRIPTION: INSTALLATION OF LIGHTS AND POWER SUPPLY TO THE NEWLY BUILT CARPORT AT UMZIMKULU EMS BASE

SIGNATURE OF BIDDER DATE.....
[By signing this document I hereby agree to all terms and conditions]

CAPACITY UNDER WHICH THIS QUOTE IS SIGNED.....

[illegible]

Does This Offer Comply With The Specification?	Does The Article Conform To The S.A.N.S. / S.A.B.S. Specification?
Is The Price Firm?	State Delivery Period E.G. <i>E.G. 1day, 1week</i>

Enquiries regarding technical information may be directed to:

Contact Person: **Ms. T.P DLAMINI** Tel: 0938348250..

E-Mail Address: innocent.mbaniwa@kznhealth.gov.za

DECLARATION OF INTEREST

1. Any legal person, including persons employed by the state¹, or persons having a kinship with persons employed by the state, including a blood relationship, may make an offer or offers in terms of this invitation to quote (includes a price quotation, advertised competitive quote, limited quote or proposal). In view of possible allegations of favouritism, should the resulting quote, or part thereof, be awarded to persons employed by the state, or to persons connected with or related to them, it is required that the bidder or his/her authorised representative declare his/her position in relation to the evaluating/adjudicating authority where-
- the bidder is employed by the state; and/or
 - the legal person on whose behalf the bidding document is signed, has a relationship with persons/a person who are/is involved in the evaluation and or adjudication of the quote(s), or where it is known that such a relationship exists between the person or persons for or on whose behalf the declarant acts and persons who are involved with the evaluation and or adjudication of the quote.
2. In order to give effect to the above, the following questionnaire must be completed and submitted with the quote.

- 2.1. Full Name of bidder/representative..... 2.4. Company Registration Number:
 2.2. Identity Number: 2.5. Tax Reference Number:
 2.3. Position occupied in the Company (director, trustee, shareholder²):..... 2.6. VAT Registration Number:

- 2.7. The names of all directors / trustees / shareholders / members, their individual identity numbers, tax reference numbers and, if applicable, employee / persal numbers must be indicated in paragraph 3 below. [TICK APPLICABLE]

- 2.8. Are you or any person connected with the bidder presently employed by the state? YES ☐ NO ☐

- 2.8.1. If so, furnish the following particulars:

Name of person / director / trustee / shareholder/ member:

Name of state institution at which you or the person connected to the bidder is employed:.....

Position occupied in the state institution:Any other particulars:.....

- 2.8.2. If you are presently employed by the state, did you obtain the appropriate authority to undertake remunerative work outside employment in the public sector? YES ☐ NO ☐

- 2.8.2.1. If yes, did you attach proof of such authority to the quote document?

(Note: Failure to submit proof of such authority, where applicable, may result in the disqualification of the quote.)

- 2.8.2.2. If no, furnish reasons for non-submission of such proof:

- 2.9. Did you or your spouse, or any of the company's directors / trustees / shareholders / members or their spouses conduct business with the state in the previous twelve months? YES ☐ NO ☐

- 2.9.1. If so, furnish particulars:.....

- 2.10. Do you, or any person connected with the bidder, have any relationship (family, friend, other) with a person employed by the state and who may be involved with the evaluation and or adjudication of this quote? YES ☐ NO ☐

- 2.10.1. If so, furnish particulars:.....

- 2.11. Are you, or any person connected with the bidder, aware of any relationship (family, friend, other) between any other bidder and any person employed by the state who may be involved with the evaluation and or adjudication of this quote? YES ☐ NO ☐

- 2.11.1. If so, furnish particulars:.....

- 2.12. Do you or any of the directors / trustees / shareholders / members of the company have any interest in any other related companies whether or not they are bidding for this contract? YES ☐ NO ☐

- 2.12.1. If so, furnish particulars:.....

3. Full details of directors / trustees / members / shareholders.

NB: The Department Of Health will validate details of directors / trustees / members / shareholders on CSD. It is the suppliers' responsibility to ensure that their details are up-to-date and verified on CSD. If the Department cannot validate the information on CSD, the quote will not be considered and passed over as non-compliant according to National Treasury Instruction Note 4 (a) 2016/17.

4 DECLARATION

I, THE UNDERSIGNED (NAME).....CERTIFY THAT THE INFORMATION FURNISHED IN PARAGRAPHS 2.

I ACCEPT THAT THE STATE MAY REJECT THE QUOTE OR ACT AGAINST ME SHOULD THIS DECLARATION PROVE TO BE FALSE.

..... Name of bidder Signature Position Date
-------------------------	--------------------	-------------------	---------------

¹"State" means -

- a) any national or provincial department, national or provincial public entity or constitutional institution within the meaning of the Public Finance Management Act, 1999 (Act No. 1 of 1999);

- b) any municipality or municipal entity;

- c) provincial legislature;

- d) national Assembly or the national Council of provinces; or

- e) Parliament.

²"Shareholder" means a person who owns shares in the company and is actively involved in the management of the enterprise or business and exercises control over the enterprise.

SPECIAL CONTRACT CONDITIONS OF QUOTATIONS

1. AMENDMENT OF CONTRACT

- 1.1. Any amendment to or renunciation of the provisions of the contract shall at all times be done in writing and shall be signed by both parties.

2. CHANGE OF ADDRESS

- 2.1. Bidders must advise the Department of Health (institution where the offer was submitted) should their address (*domicilium citandi et executandi*) details change from the time of bidding to the expiry of the contract.

3. GENERAL CONDITIONS ATTACHED TO THIS QUOTATION

- 3.1. The institution is under no obligation to accept the lowest or any quote.
- 3.2. The price quoted must include VAT (if VAT vendor). However, it must be noted that the department reserves the right to evaluate all quotations excluding VAT as some bidders may not be VAT vendors.
- 3.3. The bidder must ensure the correctness & validity of quote:
- (i) *that the price(s), rate(s) & preference quoted cover all for the work/item (s) & accept that any mistakes regarding the price (s) & calculations will be at the bidder's risk*
- 3.4. The bidder must accept full responsibility for the proper execution & fulfilment of all obligations conditions devolving on under this agreement, as the Principal (s) liable for the due fulfilment of this contract.
- 3.5. This quotation will be evaluated based on the 80/20 points system, specification & correctness of information. All required documentation must be completed in full and submitted.
- 3.6. Offers must comply strictly with the specification.
- 3.7. Only offers that meet or are greater than the specification will be considered.
- 3.8. Late quotes will not be considered.
- 3.9. Expired product/s will not be accepted. All products supplied must be valid for a minimum period of six months.
- 3.10. A bidder not registered on the Central Suppliers Database or verification has failed will not be considered.
- 3.11. All delivery costs must be included in the quote price, for delivery at the prescribed destination.
- 3.12. Only firm prices will be accepted. Such prices must remain firm for the contract period. Non-firm prices (including rates of exchange variations) will not be considered.
- 3.13. In cases where different delivery points influence the pricing, a separate pricing schedule must be submitted for each delivery point.
- 3.14. In the event of a bidder having multiple quotes, only the cheapest according to specification will be considered. Furthermore a verification will be done to identify if bidders have multiple companies and are quoting (cover-quoting) for this bid. In such instances only the cheapest bid according to specification will be considered.

4. SPECIAL INSTRUCTIONS AND NOTICES TO BIDDERS REGARDING THE COMPLETION OF THIS QUOTATION.

- 4.1. Unless inconsistent with or expressly indicated otherwise by the context, the singular shall include the plural and vice versa and with words importing the masculine gender shall include the feminine and the neuter.
- 4.2. Under no circumstances whatsoever may the quotation/bid forms be retyped or redrafted. Photocopies of the original bid documentation may be used, but an original signature must appear on such photocopies.
- 4.3. The bidder is advised to check the number of pages and to satisfy himself that none are missing or duplicated.
- 4.4. Quotation submitted must be complete in all respects.
- 4.5. Any alteration made by the bidder must be initialled.
- 4.6. Use of correcting fluid is prohibited
- 4.7. Quotation will be opened in public as soon as practicable after the closing time of quotation.
- 4.8. Where practical, prices are made public at the time of opening quotations.
- 4.9. If it is desired to make more than one offer against any individual item, such offers should be given on a photocopy of the page in question. Clear indication thereof must be stated on the schedules attached.

5. SPECIAL INSTRUCTIONS REGARDING HAND DELIVERED QUOTATIONS

- 5.1. Quotation shall be lodged at the address indicated not later than the closing time specified for their receipt, and in accordance with the directives in the quotation documents.
- 5.2. Each quotation shall be addressed in accordance with the directives in the quotation documents and shall be lodged in a separate sealed envelope, with the name and address of the bidder, the quotation number and closing date indicated on the envelope. The envelope shall not contain documents relating to any quotation other than that shown on the envelope. If this provision is not complied with, such quotations/bids may be rejected as being invalid.
- 5.3. All quotations received in sealed envelopes with the relevant quotation numbers on the envelopes are kept unopened in safe custody until the closing time of the quotation/bids. Where, however, a quotation is received open, it shall be sealed. If it is received without a quotation/bid number on the envelope, it shall be opened, the quotation number ascertained, the envelope sealed and the quotation number written on the envelope.
- 5.4. A specific box is provided for the receipt of quotations, and no quotation found in any other box or elsewhere subsequent to the closing date and time of quotation will be considered.

- 5.5. No quotation/bid sent through the post will be considered if it is received after the closing date and time stipulated in the quotation documentation, and proof of posting will not be accepted as proof of delivery.
- 5.6. Quotation documents must not be included in packages containing samples. Such quotations may be rejected as being invalid.

6. SAMPLES

- 6.1. In the case of the quote document stipulating that samples are required, the supplier will be informed in due course when samples should be provided to the institution. (This decreases the time of safety and storage risk that may be incurred by the respective institution). The bidders sample will be retained if such bidder wins the contract.
- (i) If a company/s who has not won the quote requires their samples, they must advise the institution in writing of such.
- (ii) If samples are not collected within three months of close of quote the institution reserves the right to dispose of them at their discretion.
- 6.2. **Samples must be made available when requested in writing or if stipulated on the document.**
- (i) If a Bidder fails to provide a sample of their product on offer for scrutiny against the set specification when requested, their offer will be rejected. All testing will be for the account of the bidder.

7. COMPULSORY SITE INSPECTION / BRIEFING SESSION

- 7.1. Bidders who fail to attend the compulsory meeting will be disqualified from the evaluation process.

- (i) The institution has determined that a compulsory site meeting ☒ YES take place
- (ii) Date 11/27/20 Time 11:00 Place EMS UMZIMKULU BASE

Institution Stamp:	Institution Site Inspection / briefing session Official
	Full Name:
	Signature:
	Date:

8. STATEMENT OF SUPPLIES AND SERVICES

- 8.1. The contractor shall, when requested to do so, furnish particulars of supplies delivered or services executed. If he/she fails to do so, the Department may, without prejudice to any other rights which it may have, institute inquiries at the expense of the contractor to obtain the required particulars.

9. SUBMISSION AND COMPLETION OF SBD 6.1

- 9.1. Should a bidder wish to qualify for preference points they must complete a SBD 6.1 document. Failure by a bidder to provide all relevant information required, will result in such a bidder not being considered for preference point's allocation. The preferences applicable on the closing date will be utilized. Any changes after the closing date will not be considered for that particular quote.

10. TAX COMPLIANCE REQUIREMENTS

- 10.1. In the event that the tax compliance status has failed on CSD, **it is the suppliers' responsibility to provide a SARS pin in order for the institution to validate the tax compliance status of the supplier.**
- 10.2. In the event that the institution cannot validate the suppliers' tax clearance on SARS as well as the Central Suppliers Database, **the quote will not be considered and passed over as non-compliant according to National Treasury Instruction Note 4 (a) 2016/17.**

11. TAX INVOICE

- 11.1. A tax invoice shall be in the currency of the Republic of South Africa and shall contain the following particulars:

- | | |
|--|--|
| (i) the name, address and registration number of the supplier; | (iv) a description and quantity or volume of the goods or services supplied; |
| (ii) the name and address of the recipient; | (v) the official department order number issued to the supplier; |
| (iii) an individual serialized number and the date upon which the tax invoice is issued; | (vi) the value of the supply, the amount of tax charged; |
| | (vii) the words tax invoice in a prominent place. |

12. PATENT RIGHTS

The supplier shall indemnify the **KZN Department of Health** (hereafter known as the purchaser) against all third-party claims of infringement of patent, trademark, or industrial design rights arising from use of the goods or any part thereof by the purchaser.

13. PENALTIES

- 13.1. If at any time during the contract period, the service provider is unable to perform in a timely manner, the service provider must notify the institution in writing/email of the cause of and the duration of the delay. Upon receipt of the notification, the institution should evaluate the circumstances and, if deemed necessary, the institution may extend the service provider's time for performance.
- 13.2. In the event of delayed performance that extends beyond the delivery period, the institution is entitled to purchase commodities of a similar quantity and quality as a substitution for the outstanding commodities, without terminating the contract, as well as return commodities delivered at a later stage at the service provider's expense.
- 13.3. Alternatively, the institution may elect to terminate the contract and procure the necessary commodities in order to complete the contract. In the event that the contract is terminated the institution may claim damages from the service provider in the form of a penalty. The service provider's performance should be captured on the service provider database in order to determine whether or not the service provider should be awarded any contracts in the future.
- 13.4. If the supplier fails to deliver any or all of the goods or to perform the services within the period(s) specified in the contract, the purchaser shall, without prejudice to its other remedies under the contract, deduct from the contract price, as a penalty, a sum calculated on the delivered price of the delayed goods or unperformed services using the current prime interest rate calculated for each day of the delay until actual delivery or performance.

14. TERMINATION FOR DEFAULT

- 14.1. The purchaser, without prejudice to any other remedy for breach of contract, by written notice of default sent to the supplier, may terminate this contract in whole or in part:
 - (i) if the supplier fails to deliver any or all of the goods within the period(s) specified in the contract,
 - (ii) if the supplier fails to perform any other obligation(s) under the contract; or
 - (iii) if the supplier, in the judgment of the purchaser, has engaged in corrupt or fraudulent practices in competing for or in executing the contract.
- 14.2. In the event the purchaser terminates the contract in whole or in part, the purchaser may procure, upon such terms and in such manner as it deems appropriate, goods, works or services similar to those undelivered, and the supplier shall be liable to the purchaser for any excess costs for such similar goods, works or services.
- 14.3. Where the purchaser terminates the contract in whole or in part, the purchaser may decide to impose a restriction penalty on the supplier by prohibiting such supplier from doing business with the public sector for a period not exceeding 10 years.

15. FAILURE TO COMPLY WITH ABOVE WILL RESULT IN YOUR QUOTE BEING PASSED OVER.

PREFERENCE POINTS CLAIM FORM IN TERMS OF THE PREFERENTIAL PROCUREMENT REGULATIONS 2017

This preference form must form part of all quotes invited. It contains general information and serves as a claim form for preference points for Broad-Based Black Economic Empowerment (B-BBEE) Status Level of Contribution

NB: BEFORE COMPLETING THIS FORM, BIDDERS MUST STUDY THE GENERAL CONDITIONS, DEFINITIONS AND DIRECTIVES APPLICABLE IN RESPECT OF B-BBEE, AS PRESCRIBED IN THE PREFERENTIAL PROCUREMENT REGULATIONS, 2017.

1. GENERAL CONDITIONS

1.1 The following preference point systems are applicable to all quotes:

- the 80/20 system for requirements with a Rand value of up to R50 000 000 (all applicable taxes included); and

1.2 The value of this quote is estimated to not exceed R50 000 000 (all applicable taxes included) and therefore the 80/20 preference point system shall be applicable.

1.3 Points for this quote shall be awarded for:

- (a) Price; and
- (b) B-BBEE Status Level of Contributor.

1.4 The maximum points for this quote is allocated as follows:

	POINTS
PRICE	80
B-BBEE STATUS LEVEL OF CONTRIBUTOR	20
Total points for Price and B-BBEE must not exceed	100

1.5 Failure on the part of a bidder to submit proof of B-BBEE Status level of contributor together with the quote, will be interpreted to mean that preference points for B-BBEE status level of contribution are not claimed.

1.6 The purchaser reserves the right to require of a bidder, either before a quote is adjudicated or at any time subsequently, to substantiate any claim in regard to preferences, in any manner required by the purchaser.

2. DEFINITIONS

- (a) **"B-BBEE"** means broad-based black economic empowerment as defined in section 1 of the Broad-Based Black Economic Empowerment Act;
- (b) **"B-BBEE status level of contributor"** means the B-BBEE status of an entity in terms of a code of good practice on black economic empowerment, issued in terms of section 9(1) of the Broad-Based Black Economic Empowerment Act;
- (c) **"bid"** means a written offer in a prescribed or stipulated form in response to an invitation by an organ of state for the provision of goods or services, through price quotations, advertised competitive bidding processes or proposals;
- (d) **"Broad-Based Black Economic Empowerment Act"** means the Broad-Based Black Economic Empowerment Act, 2003 (Act No. 53 of 2003);
- (e) **"EME"** means an Exempted Micro Enterprise in terms of a code of good practice on black economic empowerment issued in terms of section 9 (1) of the Broad-Based Black Economic Empowerment Act;
- (f) **"functionality"** means the ability of a tenderer to provide goods or services in accordance with specifications as set out in the tender documents.
- (g) **"prices"** includes all applicable taxes less all unconditional discounts;
- (h) **"proof of B-BBEE status level of contributor"** means:
 - 1) B-BBEE Status level certificate issued by an authorized body or person;
 - 2) A sworn affidavit as prescribed by the B-BBEE Codes of Good Practice;
 - 3) Any other requirement prescribed in terms of the B-BBEE Act;
- (i) **"QSE"** means a qualifying small business enterprise in terms of a code of good practice on black economic empowerment issued in terms of section 9 (1) of the Broad-Based Black Economic Empowerment Act;
- (j) **"rand value"** means the total estimated value of a contract in Rand, calculated at the time of bid invitation, and includes all applicable taxes;

3. POINTS AWARDED FOR PRICE

3.1 THE 80/20 PREFERENCE POINT SYSTEMS

A maximum of 80 points is allocated for price on the following basis:

$$P_s = 80 \left(1 - \frac{P_t - P_{\min}}{P_{\min}} \right) \text{ Where}$$

P_s = Points scored for price of bid under consideration
 P_t = Price of bid under consideration
 P_{\min} = Price of lowest acceptable bid

4. POINTS AWARDED FOR B-BBEE STATUS LEVEL OF CONTRIBUTOR

4.1 In terms of Regulation 6 (2) and 7 (2) of the Preferential Procurement Regulations, preference points must be awarded to a bidder for attaining the B-BBEE status level of contribution in accordance with the table below:

B-BBEE Status Level of Contributor	Number of points (80/20 system)
1	20
2	18
3	14
4	12
5	8
6	6
7	4
8	2
Non-compliant contributor	0

5. BID DECLARATION

5.1 Bidders who claim points in respect of B-BBEE Status Level of Contribution must complete the following:

6. B-BBEE STATUS LEVEL OF CONTRIBUTOR CLAIMED IN TERMS OF PARAGRAPHS 1.4 AND 4.1

6.1 B-BBEE Status Level of Contributor: =(maximum of 20 points)

(Points claimed in respect of paragraph 7.1 must be in accordance with the table reflected in paragraph 4.1 and must be substantiated by relevant proof of B-BBEE status level of contributor.

7. SUB-CONTRACTING

(Tick applicable box)

7.1 Will any portion of the contract be sub-contracted?

YES		NO	
-----	--	----	--

7.1.1 If yes, indicate:

- What percentage of the contract will be subcontracted.....%
- The name of the sub-contractor.....
- The B-BBEE status level of the sub-contractor.....

8. Whether the sub-contractor is an EME or QSE

(Tick applicable box)

iv) Specify, by ticking the appropriate box, if subcontracting with an enterprise in terms of Preferential Procurement Regulations, 2017:

YES		NO	
-----	--	----	--

Designated Group: An EME or QSE which is at least 51% owned by:	EME ✓	QSE ✓
Black people		
Black people who are youth		
Black people who are women		
Black people with disabilities		
Black people living in rural or underdeveloped areas or townships		
Cooperative owned by black people		
Black people who are military veterans		
OR		
Any EME		
Any QSE		

9. **DECLARATION WITH REGARD TO COMPANY/FIRM**

9.1 Name of company/firm:.....

9.2 VAT registration number:.....

9.3 Company registration number:.....

9.4 TYPE OF COMPANY/ FIRM [TICK APPLICABLE BOX]

- ☐ Partnership/Joint Venture / Consortium
- ☐ One person business/sole propriety
- ☐ Close corporation
- ☐ Company
- ☐ (Pty) Limited

9.5 DESCRIBE PRINCIPAL BUSINESS ACTIVITIES

9.6 COMPANY CLASSIFICATION [TICK APPLICABLE BOX]

- ☐ Manufacturer
- ☐ Supplier
- ☐ Professional service provider
- ☐ Other service providers, e.g. transporter, etc.

9.7 Total number of years the company/firm has been in business:.....

9.8 I/we, the undersigned, who is / are duly authorised to do so on behalf of the company/firm, certify that the points claimed, based on the B-BBE status level of contributor indicated in paragraphs 1.4 and 6.1 of the foregoing certificate, qualifies the company/ firm for the preference(s) shown and I / we acknowledge that:

- i) The information furnished is true and correct;
- ii) The preference points claimed are in accordance with the General Conditions as indicated in paragraph 1 of this form;
- iii) In the event of a contract being awarded as a result of points claimed as shown in paragraphs 1.4 and 6.1, the contractor may be required to furnish documentary proof to the satisfaction of the purchaser that the claims are correct;
- iv) If the B-BBEE status level of contributor has been claimed or obtained on a fraudulent basis or any of the conditions of contract have not been fulfilled, the purchaser may, in addition to any other remedy it may have –
 - (a) disqualify the person from the bidding process;
 - (b) recover costs, losses or damages it has incurred or suffered as a result of that person's conduct;
 - (c) cancel the contract and claim any damages which it has suffered as a result of having to make less favourable arrangements due to such cancellation;
 - (d) recommend that the bidder or contractor, its shareholders and directors, or only the shareholders and directors who acted on a fraudulent basis, be restricted by the National Treasury from obtaining business from any organ of state for a period not exceeding 10 years, after the *audi alteram partem* (hear the other side) rule has been applied; and
 - (e) forward the matter for criminal prosecution.

WITNESSES

1.

2.

.....
SIGNATURE(S) OF BIDDERS(S)

DATE:

ADDRESS.....

.....
.....

DECLARATION OF INTEREST

1. Any legal person, including persons employed by the state¹, or persons having a kinship with persons employed by the state, including a blood relationship, may make an offer or offers in terms of this invitation to bid (includes a price quotation, advertised competitive bid, limited bid or proposal). In view of possible allegations of favouritism, should the resulting bid, or part thereof, be awarded to persons employed by the state, or to persons connected with or related to them, it is required that the bidder or his/her authorised representative declare his/her position in relation to the evaluating/adjudicating authority where-
 - the bidder is employed by the state; and/or
 - the legal person on whose behalf the bidding document is signed, has a relationship with persons/a person who are/is involved in the evaluation and or adjudication of the bid(s), or where it is known that such a relationship exists between the person or persons for or on whose behalf the declarant acts and persons who are involved with the evaluation and or adjudication of the bid.
2. **In order to give effect to the above, the following questionnaire must be completed and submitted with the bid.**
 - 2.1 Full Name of bidder or his or her representative:
 - 2.2 Identity Number:
 - 2.3 Position occupied in the Company (director, trustee, shareholder²):
 - 2.4 Company Registration Number:
 - 2.5 Tax Reference Number:
 - 2.6 VAT Registration Number:
 - 2.6.1 The names of all directors / trustees / shareholders / members, their individual identity numbers, tax reference numbers and, if applicable, employee / persal numbers must be indicated in paragraph 3 below.

¹"State" means –

- (a) any national or provincial department, national or provincial public entity or constitutional institution within the meaning of the Public Finance Management Act, 1999 (Act No. 1 of 1999);
- (b) any municipality or municipal entity;
- (c) provincial legislature;
- (d) national Assembly or the national Council of provinces; or
- (e) Parliament.

²"Shareholder" means a person who owns shares in the company and is actively involved in the management of the enterprise or business and exercises control over the enterprise.

2.7 Are you or any person connected with the bidder presently employed by the state? YES / NO

2.7.1 If so, furnish the following particulars:

Name of person / director / trustee / shareholder/ member:

Name of state institution at which you or the person connected to the bidder is employed :

Position occupied in the state institution:

Any other particulars:

.....

.....

.....

2.7.2 If you are presently employed by the state, did you obtain the appropriate authority to undertake remunerative work outside employment in the public sector? YES / NO

2.7.2.1 If yes, did you attached proof of such authority to the bid document? YES / NO

(Note: Failure to submit proof of such authority, where applicable, may result in the disqualification of the bid.

2.7.2.2 If no, furnish reasons for non-submission of such proof:

.....

.....

.....

2.8 Did you or your spouse, or any of the company's directors / trustees / shareholders / members or their spouses conduct business with the state in the previous twelve months? YES / NO

2.8.1 If so, furnish particulars:

.....

.....

.....

2.9 Do you, or any person connected with the bidder, have any relationship (family, friend, other) with a person employed by the state and who may be involved with the evaluation and or adjudication of this bid? YES / NO

2.9.1 If so, furnish particulars.

2.10 Are you, or any person connected with the bidder, aware of any relationship (family, friend, other) between any other bidder and any person employed by the state who may be involved with the evaluation and or adjudication of this bid?

2.10.1 If so, furnish particulars.

2.11 Do you or any of the directors / trustees / shareholders / members of the company have any interest in any other related companies whether or not they are bidding for this contract?

YES/NO

2.11.1 If so, furnish particulars:

3 Full details of directors / trustees / members / shareholders.

[illegible]

4 DECLARATION

I, THE UNDERSIGNED (NAME).....

CERTIFY THAT THE INFORMATION FURNISHED IN PARAGRAPHS 2 and 3 ABOVE IS CORRECT.
I ACCEPT THAT THE STATE MAY REJECT THE BID OR ACT AGAINST ME IN TERMS OF
PARAGRAPH 23 OF THE GENERAL CONDITIONS OF CONTRACT SHOULD THIS DECLARATION
PROVE TO BE FALSE.

.....
Signature

.....
Date

.....
Position

.....
Name of bidder

May 2011

SECTION M**CERTIFICATE OF INDEPENDENT BID DETERMINATION**

- 1 This Standard Bidding Document (SBD) must form part of all bids¹ invited.
- 2 Section 4 (1) (b) (iii) of the Competition Act No. 89 of 1998, as amended, prohibits an agreement between, or concerted practice by, firms, or a decision by an association of firms, if it is between parties in a horizontal relationship and if it involves collusive bidding (or bid rigging).² Collusive bidding is a *pe se* prohibition meaning that it cannot be justified under any grounds.
- 3 Treasury Regulation 16A9 prescribes that accounting officers and accounting authorities must take all reasonable steps to prevent abuse of the supply chain management system and authorizes accounting officers and accounting authorities to:
 - a. disregard the bid of any bidder if that bidder, or any of its directors have abused the institution's supply chain management system and or committed fraud or any other improper conduct in relation to such system.
 - b. cancel a contract awarded to a supplier of goods and services if the supplier committed any corrupt or fraudulent act during the bidding process or the execution of that contract.
- 4 This SBD serves as a certificate of declaration that would be used by institutions to ensure that, when bids are considered, reasonable steps are taken to prevent any form of bid-rigging.
- 5 In order to give effect to the above, the attached Certificate of Bid Determination (SBD 9) must be completed and submitted with the bid:

¹ Includes price quotations, advertised competitive bids, limited bids and proposals.

² Bid rigging (or collusive bidding) occurs when businesses, that would otherwise be expected to compete, secretly conspire to raise prices or lower the quality of goods and / or services for purchasers who wish to acquire goods and / or services through a bidding process. Bid rigging is, therefore, an agreement between competitors not to compete.

CERTIFICATE OF INDEPENDENT BID DETERMINATION

I, the undersigned, in submitting the accompanying bid:

(Bid Number and Description)

in response to the invitation for the bid made by:

(Name of Institution)

do hereby make the following statements that I certify to be true and complete in every respect:

I certify, on behalf of: _____ that:

(Name of Bidder)

1. I have read and I understand the contents of this Certificate;
2. I understand that the accompanying bid will be disqualified if this Certificate is found not to be true and complete in every respect;
3. I am authorized by the bidder to sign this Certificate, and to submit the accompanying bid, on behalf of the bidder;
4. Each person whose signature appears on the accompanying bid has been authorized by the bidder to determine the terms of, and to sign the bid, on behalf of the bidder;
5. For the purposes of this Certificate and the accompanying bid, I understand that the word "competitor" shall include any individual or organization, other than the bidder, whether or not affiliated with the bidder, who:
 - (a) has been requested to submit a bid in response to this bid invitation;
 - (b) could potentially submit a bid in response to this bid invitation, based on their qualifications, abilities or experience; and
 - (c) provides the same goods and services as the bidder and/or is in the same line of business as the bidder

6. The bidder has arrived at the accompanying bid independently from, and without consultation, communication, agreement or arrangement with any competitor. However communication between partners in a joint venture or consortium³ will not be construed as collusive bidding.
7. In particular, without limiting the generality of paragraphs 6 above, there has been no consultation, communication, agreement or arrangement with any competitor regarding:
 - (a) prices;
 - (b) geographical area where product or service will be rendered (market allocation)
 - (c) methods, factors or formulas used to calculate prices;
 - (d) the intention or decision to submit or not to submit, a bid;
 - (e) the submission of a bid which does not meet the specifications and conditions of the bid; or
 - (f) bidding with the intention not to win the bid.
8. In addition, there have been no consultations, communications, agreements or arrangements with any competitor regarding the quality, quantity, specifications and conditions or delivery particulars of the products or services to which this bid invitation relates.
9. The terms of the accompanying bid have not been, and will not be, disclosed by the bidder, directly or indirectly, to any competitor, prior to the date and time of the official bid opening or of the awarding of the contract.

³ Joint venture or Consortium means an association of persons for the purpose of combining their expertise, property, capital, efforts, skill and knowledge in an activity for the execution of a contract.

10. I am aware that, in addition and without prejudice to any other remedy provided to combat any restrictive practices related to bids and contracts, bids that are suspicious will be reported to the Competition Commission for investigation and possible imposition of administrative penalties in terms of section 59 of the Competition Act No 89 of 1998 and or may be reported to the National Prosecuting Authority (NPA) for criminal investigation and or may be restricted from conducting business with the public sector for a period not exceeding ten (10) years in terms of the Prevention and Combating of Corrupt Activities Act No 12 of 2004 or any other applicable legislation.

.....
Signature

.....
Date

.....
Position

.....
Name of Bidder

Js914w 2

PROVINCE OF KWAZULU-NATAL**DEPARTMENT OF HEALTH****TECHNICAL SPECIFICATIONS****FOR INSTALLATION OF LIGHTING AT CAR PORT****AT EMS UMZIMKULU****ZNQ****CIDB COMPLIANCE**

**Amendments: Functionality in different contracting strategies
In line with regulation 4.3.3 of the CIDB regulations, where
Functionality is evaluated, at least three persons who are fully
Conversant with the technical aspects of the scope of works shall
Undertake such evaluation.**

1. TECHNICAL SPECIFICATION**1.1 GENERAL**

This TECHNICAL SPECIFICATION shall be read in conjunction with all other sections of the SPECIFICATION and cognisance shall be taken of the clauses relevant to this particular installation, whether any specific clauses are referred to or not.

1.2 EXTENT OF WORK

- 1.2.1** The Contractor shall supply, install and connect up an armoured cable from the existing main distribution board at the adjacent building to the new carport. The tender shall cover the cost of supplying, installing and making the necessary connections. Most of the cable shall be laid underground.

The contractor shall supply and install, in the carport, an electrical distribution board to provide electrical power to the following :

- Internal and external carport lights.
- 5 x 15 amp wall socket outlets
- Water pump

The tendered sum shall include provision of sleeves, conduits, power skirting and power trunking from the exterior of the buildings to the cable trench. The contractor shall not use joined cable for this work.

Only material of first class quality shall be used and all material shall be subjected to approval by the Department. The material is to comply SABS.

NB. Only approved plugging materials such as aluminium inserts, fibre plugs, plastic plugs etc., and round head screws shall be used for fixing saddles, switches, socket outlets, etc., to walls, wood plugs and the plugging in joints in brick wall are no acceptable.

SCHEDULE OF RATES

2.1 ITEMS AND PRICING

The Department reserves the right to place an order for any quantities of items included in the Schedules. The Schedule of Rates must also not be assumed to include and describe every detail of the supply requirement, but must be taken and read in conjunction with the other parts of the document. Thus the supplier shall not have claim for further payment in respect of any order which may be described or implied in the contract, although apparently no corresponding items are given in the Schedule of Rates. The supplier shall be deemed to have satisfied himself before quoting as to the correctness and sufficiency of his quote for the contract and of the rates and prices stated in the Schedule of Rates.

2.2 TAX AND DUTIES

Prices, quoted and paid, must include all customs, excise and import duties, and any other tariffs or taxes levied by the government or statutory body having jurisdiction on the goods provided under this contract, including Value Added Tax (applicable to the current rate).

2.3 RATES

Except where provision is made in the Schedule of Rates, the rates and prices inserted shall be the full rates and prices for the service delivered described under the respective items and shall cover all labour, transport, overhead charges and profit, etc. as well as the general liabilities, obligations and risks arising out of the Conditions of Contract, the overhead charges and profit being spread proportionately over the rates of the relative items in the Schedule of Rates.

SCHEDULE OF RATES

ZNQ:

INSTITUTION: EMS UMZIMKULU**WORK TO BE DONE AS PER SCHEDULE OF PRICES:**

DESCRIPTION: INSTALLATION OF LIGHTING AT CAR PORT					
<p>NOTE:</p> <p>All rates for items contained in this Schedule of Prices must be computed excluding the applicable Value Added Tax.</p> <p>The Administration reserves the right to Negotiate prices in the quotation</p> <p>The work has to be approved by District Engineer before processing the payment</p>					
<p>SERVICE: Installation of lighting and electrification of high pressure cleaner for wash bay</p> <p>All rates quoted shall be inclusive of transport, labor and profit.</p> <p>The bidders are advised that the above service to be finished within a 1month from the day of the official order.</p>					
No.	Description	Unit	Quantity	Rate	Total
1.	<u>Excavation and back-filling cable trenches</u> 450mm wide x 750mm deep, as per specification. (including soft soil layer around cable)	M	65		
	Provide and install UPVC sleeves 50mm	M	5		
2	<u>Supply and connect 12way DB</u>				
2.1	Distribution board with earth leakage (main), 2 x10A (lights), 1 x 10A (by-pass), 1 x 30A (water pump) and 1 x 20A (plugs) circuit breakers.	Item	1		
2.2	Tidy wiring and strap with cable ties, label switchgear and distribution board with engraved laminated labels. Provide danger signs. Name the DB and label it and where is it fed from.	Item	1		
3	Wiring (it shall be in conduit throughout see attached specification). Switch and socket outlets shall be Crabtree diamond range and be of weather proof. All exposed and surface conduit and conduit accessories shall be galvanized screwed conduit or galvanized plain conduit (SABS 162, 163 and 1007 respectively).Socket outlet shall be on earth leakage and fed from 20A circuit breaker (CB) shall be wired wire in a 2.5mm ² PVC insulated conductors and 2,5mm ² earth wire. Light circuits shall be wired in 1.5mm ² PVC insulated conductors and 1.5mm ² earth wire. All joints (cable / conductors) shall only be allowed on the outlet points and switches with enough cable slag.				
3.1	Supply and connect 16mm ² 2core armored supply cable. Which will	M	70		

	be supplied from adjacent building main DB board using a 60A CB .Layout will be through conduit, sleeve and trench to the supplied new building.				
3.2	Supply connect and wire a photo cell to the outside lights control circuit supplied from a 10A CB and use other 10A CB as the by-pass .	Item	1		
3.3	Supply, connect and light outside the carports with Emergency LED Bulkhead lead 70w light fittings (of the same or more quality as M44 Emergency), fitting must be spaced evenly. (On column 3, 6, 9,25,28,31 for both front and back and also two fittings on each sides.	Item	10		
3.4	Supply, connect and wire intermediate switching to the inside lights control circuit supplied from a 10A CB. The switches will be at column 1, 5, and 8.	Item	1		
3.5	Supply, connect and light inside each car port with a set of fluorescent light fittings (set of one normal and one 1hr emergency fitting), 5ft double electronic, dustproof, IP65. Ensure that the space between the set of light fitting is equal on each carport.	Set of 2	10		
3.6	Supply, connect and wire to 15A sockets outlets from 20A CB. (plugs will be at column 12,14,16,18,20nd 23)	item	6		
3.7	Connect an 40A water pump isolator on column number 24 from a 30A CB using a 6mm ² conductors and 4mm ² earth wire	Item	1		
3.8	Provide and install all outlet points and switches label. The sticker label letters/numbers shall be 5mm high and 4mm wide and wide and refer to the DB, CB and outlet point number.	item	1		
4	<u>Earthing of installation including earth conductors, etc.</u>				
4.1	70mm ² 1.5m earth electrode with integrated clamp, to a depth of 600mm				
4.2	Supply and connect earth mat 1m x1m and consist of 4mm diameter hard drawn bare copper wires at 250mm centres, brazed at all intersections.				

4.3	Supply and connect stranded bare copper conductor for underground cable	item	1		
4.4	All waste, cold water and hot water pipes shall be separately connected to a proper earth by means of a 12mm x 1.6mm perforated or solid copper strapping	item	1		
4.5	Earthing of roof, DB, circuits, conduit as per attached specification	item	1		
5	<u>As built drawing information.</u> Compile and supply as built information on site including dimensions etc. as per specification	item			
6	<u>Certificate of compliance</u> On completion of the service, a COC must be issued to the Department's Inspectorate staff in terms of the Occupational health and Safety Act 1993	item	1		
7	<u>Repair lights on the drive way.</u> <u>Flood lights)</u>	item	1		
	SUB TOTAL				R
	VAT				R
	GRAND TOTAL				R

List of documents to be attached: ZNQ:

- Copy of CIDB 1GB OR 1CE OOR 1SK and above
- Letter of good standing
- Correctly filled specification / schedule of rates with calculations tallying
- Attach proof of three verifiable orders above of similar work of (preferably state department).
- Attach completion certificate of abovementioned orders.

On appointment compliance with the following:


- Submission of site specific health and safety file.
- Covid 19 compliance
- Signing of site hand over certificate.
- Contractors staff to have identifiable workwear.
- Compliance with EPWP requirements.
- Submission of contractors program.
- Penalties will be imposed on defaulting contractors, formula as follows $(0.00275 \times \text{total cost}) = \text{cost per day}$
- Contractors are requested to sign this document.

Functionality points allocation as follows:

Criteria	Deliverables	Point allocation	Sub points	Contractors points allocated
Experience of the tenderer on similar type of projects.	Attach proof of verifiable order of similar work with completion certificates. Maximum of 3 orders allowed.	30	10 points for each order with completion submitted. 0 for none submitted	
Qualification	Attach proof of accreditation and current registration by Department of Labour under Installation Regulations made under Occupational Health and Safety Act Or Proof of current registration from electrical board of SA as Installation Electrician (minimum qualification for this job)	35	10 points for director or shareholder with relevant.	
Youth	Director /shareholder falling into the youth category. Attach copy of identity document.	10	10 points for youth director 0 points for directors over the youth category	

Documentation	Attachment of the following documents (letter of good standing(5), relevant copy of active CIDB.(5) , 10)	10	5 points for letter of good standing. 5 points for active CIDB.	
Locality	Submission of proof of location (physical address of the premises) and distance away from the various sites in the event of various facilities.	10	10 points for proof of location of 0-100 05 points for proof of 101 to 250.	
Job creation	EPWP attendance register and payment certificate.	5	10 points will be allocated for verifiable register and payments certificate and verifiable contracts. 0 points for non-submission.	
Minimum points for qualification		100	70	

Contractor signature: _____

A handwritten signature in black ink, appearing to be 'R. Govender', written over a horizontal line.

Compiled by: R GOVENDER _____

A handwritten signature in black ink, appearing to be 'B.J. Zindele', written over a horizontal line.

Approved by: B.J ZINDELA _____

2020/10/09

SPECIFICATION FOR ELECTRICAL WORK

PART 1

GENERAL

TABLE OF CONTENTS

CLAUSE	DESCRIPTION	PAGE
4.1	NOTICE AND FEES	4.2
4.2	SCHEDULE OF FITTINGS	4.2
4.3	QUALITY OF MATERIALS	4.2
4.4	CONDUIT AND ACCESSORIES	4.2
4.5	CONDUIT IN ROOF SPACES	4.3
4.6	SURFACE MOUNTED CONDUIT	4.4
4.7	CONDUIT IN CONCRETE SLABS	4.5
4.8	FLEXIBLE CONNECTIONS FOR CONNECTING UP OF STOVES, MACHINES, ETC	4.5
4.9	WIRING	4.5
4.10	SWITCHES AND SOCKET OUTLETS	4.6
4.11	SWITCHGEAR	4.6
4.12	SWITCHBOARDS	4.6
4.13	WORKMANSHIP AND STAFF	4.6
4.14	CERTIFICATE OF COMPLIANCE	4.7
4.15	EARTHING OF INSTALLATION	4.7
4.16	MOUNTING AND POSITIONING OF LIGHT FITTINGS	4.8
4.17	DEPARTMENTAL MATERIAL	4.9
4.18	DELAY	4.9

4. SPECIFICATION FOR ELECTRICAL WORK

PART 1

GENERAL

4.1 NOTICES AND FEES

The contractor shall give all notices required by and pay all necessary fees, including any inspection fees, which may be due to the local Supply Authority.

On production of the official account, only the net amount of the fee charged by the Supply Authority for connection of the installation to the supply mains, will be refunded to the contractor by the Department.

4.2 SCHEDULE OF FITTINGS

In all instances where schedules of light, socket outlet and power points are attached or included on the drawings, these schedules are to be regarded as forming part of the specification.

4.3 QUALITY OF MATERIALS

Only materials of first class quality shall be used and all materials shall be subject to the approval of the Department. Departmental specifications for various materials to be used on this contract are attached to and form part of this specification.

Wherever applicable the material is to comply with the relevant South African Bureau of Standards specifications, or to British Standard Specifications, where no SABS specifications exist.

Materials wherever possible, must be of South African manufacture.

4.4 CONDUIT AND ACCESSORIES

The type of conduit and accessories required for the service, i.e. whether the conduit and accessories shall be of the screwed type, plain-end type or of the non-metallic type and whether metallic conduit shall be black enamelled or galvanised, is specified in Part 2 of this specification.

Unless other methods of installation are specified for certain circuits, the installation shall be in conduit throughout. No open wiring in roof spaces or elsewhere will be permitted.

The conduit and conduit accessories shall comply fully with the applicable SABS specifications as set out below and the conduit shall bear the mark of approval of the South African Bureau of Standards.

[a] Screwed metallic conduit and accessories: SABS 162.

[b] Plain-end metallic conduit and accessories: SABS 1007

[c] Non-metallic conduit and accessories: SABS 950

Where cast metal conduit accessories are used, these shall be of malleable iron. **Zinc base fittings will not be allowed.**

Bushes used for metallic conduit shall be brass and shall be provided in addition to locknuts at all points where the conduit terminates at switchboards, switch-boxes, draw-boxes, etc.

Draw-boxes are to be provided in accordance with the "Wiring Code" and wherever necessary to facilitate easy wiring.

For light and socket outlet circuits, the conduit used shall have an external diameter of 20 mm. In all other instances the sizes of conduit shall be in accordance with the "Wiring code" for the specified number and size of conductors, unless otherwise directed in part 2 of this specification or indicated on the drawings.

In order to ensure that maximum mechanical and electrical continuity is maintained throughout the installation, only one manufacture of conduit and conduit accessories will be permitted throughout the installation. The conduit installation shall not be relied upon alone for earth continuity and shall be supplemented by the drawing in of earth conductors as specified elsewhere.

Running joints in screwed conduit are to be avoided as far as possible and all conduit systems shall be set or bent to the required angles. The use of normal bends must be kept to a minimum with exception of larger diameter conduits where the use of such bends is essential.

All metallic conduit shall be manufactured of mild steel with a minimum thickness of 1,2 mm for plain-end conduit and 1,6 mm in respect of screwed conduit.

Note

Under no circumstances will conduit having a wall thickness of less than 1,6 mm be allowed in screeding OR laid on top of concrete slabs.

Bending and setting of conduit must be done with special bending apparatus manufactured for the purpose and which are obtainable from the manufacturers of the conduit systems. Damage to conduit resulting from the use of incorrect bending apparatus or methods applied must on indication by the Department's inspectorate staff, be completely removed and rectified and any wiring already drawn into such damaged conduits must be completely renewed at the contractor's expense.

Conduit and conduit accessories used for flame-proof or explosion proof installations and for the suspension of luminaries as well as all load bearing conduit shall in all instances be of the metallic screwed type.

All conduit and accessories used in areas within 50 km of the coast shall be galvanised to SABS 764.

Tenderers must ensure that general approval of the proposed conduit system to be used is obtained from the local electricity supply authority prior to the submission of their tender. Under no circumstances will consideration be given by the Department to any claim submitted by the contractor which may result from a lack of knowledge in regard to the supply authority's requirements.

4.5 CONDUIT IN ROOF SPACES

Conduit in roof spaces shall be installed parallel or at right angles to the roof members and shall be secured at intervals not exceeding 1,5 m by means of saddles screwed to the roof timbers.

Nails or crampets will not be allowed.

Where non metallic conduit has been specified for a particular service, the conduit shall be supported and fixed with saddles with a maximum spacing of 450 mm throughout the installation. The contractor shall supply and install all additional supporting timbers in the roof space as required.

Under flat roofs, in false ceilings or where there is less than 0,9 m of clearance, or should the ceilings be insulated with glass wool or other insulating material, the conduit shall be installed in such a manner as to allow for all wiring to be executed from below the ceilings.

Conduit runs from distribution boards shall, where possible, terminate in fabricated sheet steel draw-boxes installed directly above or in close proximity to the boards.

4.6 SURFACE MOUNTED CONDUIT

Wherever possible, the conduit installation is to be concealed in the building work; however, where unavoidable or otherwise specified under Part 2 of the specification, conduit installed on the surface must be plumbed or levelled and only straight lengths shall be used.

The use of inspection bends is to be avoided and instead the conduit shall be set uniformly and inspection couplings used where necessary.

No threads will be permitted to show when the conduit installation is complete, except where running couplings have been employed.

Running couplings are only to be used where unavoidable, and shall be fitted with a sliced coupling as a locknut.

Conduit is to be run on approved spacer saddles rigidly secured to the walls.

Alternatively, fittings, tees, boxes, couplings etc., are to be cut into the surface to allow the conduit to fit flush against the surface. Conduit is to be bedded into any wall irregularities to avoid gaps between the surface and the conduit.

Crossing of conduits is to be avoided, however, should it be necessary, purpose-made metal boxes are to be provided at the junction. The finish of the boxes and positioning shall be in keeping with the general layout.

Where several conduits are installed side by side, they shall be evenly spaced and grouped under one purpose-made saddle.

Distribution boards, draw-boxes, industrial switches and socket outlets etc., shall be neatly recessed into the surface to avoid double sets.

In situations where there are no ceilings the conduits are to be run along the wall plates and tie beams.

In buildings where building operations are to be carried out, all surface conduit will be painted by the building contractor.

In all other instances the electrical contractor shall allow for painting of surface conduit with two coats of good quality enamel paint, and the colour shall match the surrounding building finish.

Only approved plugging materials such as aluminium inserts, fibre plugs, plastic plugs, etc., and round-head screws shall be used for fixing saddles, switches, socket outlets, etc., to walls, wood plugs and the plugging in joints in brick walls are not acceptable.

4.7 CONDUIT IN CONCRETE SLABS

In order not to delay building operations the contractor must ensure that all conduits and other electrical equipment which are to be cast in the concrete columns and slabs are installed in good time.

The contractor shall have a representative in attendance at all times when the casting of concrete takes place.

Draw-boxes, expansion joint boxes and round conduit boxes are to be provided where necessary. Sharp bends of any nature will not be allowed in concrete slabs.

Draw and/or inspection boxes shall be grouped under one common cover plate, and must preferably be installed in passages or male toilets.

All boxes, etc., are to be securely fixed to the shuttering to prevent displacement when concrete is cast. The conduit shall be supported and secured at regular intervals and installed as close as possible and to the neutral axis of concrete slabs and/or beams.

Before any concrete slab is cast, all conduit droppers to switchboards shall be neatly spaced and rigidly fixed.

4.8 FLEXIBLE CONNECTIONS FOR CONNECTING UP OF STOVES, MACHINES, ETC

Flexible tubing connections shall be of galvanised steel construction, and in damp situations of the plastic sheathed galvanised steel type. Other types may only be used subject to the prior approval of the Department's site electrical representative.

Connectors for coupling onto the flexible tubing shall be of the gland or screw-in types, manufactured of either brass or cadmium or zinc plated mild steel, and the connectors after having been fixed onto the tubing, shall be durable and mechanically sound.

Note: Aluminium and zinc alloy connectors will not be acceptable.

4.9 WIRING

Except where otherwise specified in Part 2 of the specification, wiring shall be carried out in conduit throughout. Only one circuit per conduit will be permitted.

No wiring shall be drawn into conduit until the conduit installation has been completed and all conduit ends provided with bushes. All conduit to be clear of moisture and debris before wiring is commenced.

Unless otherwise specified in Part 2 of this specification or indicated on the service drawings, the wiring of the installation shall be carried out in accordance with the "Wiring Code". Further to the requirements concerning the installation of earth conductors to certain light points as set out in the "Wiring Code", it is a specific requirement of this document that where plain-end metallic conduit or non-metallic conduit has been used, earth conductors must be provided and drawn into the conduit with the main conductors to all points, including all lighting points throughout the installation.

Wiring for lighting circuits is to be carried out with 1,5 mm² conductors and a 1,5 mm² earth conductor. For socket outlet circuits the wiring shall comprise 4 mm² conductors and a 2,5 mm² earth conductor. In certain instances, as will be directed in Part 2 of this specification, the sizes of the aforementioned conductors may be increased for specified circuits. Sizes of conductors to be drawn into conduits in all other instances, such as feeders to distribution boards, power points etc., shall be as specified elsewhere in this specification or indicated on the drawings. Sizes of conductors not specified must be determined in accordance with the "Wiring Code".

The loop-in system shall be followed throughout, and no joints of any description will be permitted.

The wiring shall be done in PVC insulated 600/1 000 V grade cable to SABS 150.

Where cable ends connect onto switches, fittings etc., the end strands must be neatly and tightly twisted together and firmly secured. Cutting away of wire strands of any cable will not be allowed.

4.10 SWITCHES AND SOCKET OUTLETS

All switches and switch-socket outlet combination units shall conform to the Department Quality Specifications which form part of this specification.

No other than 16 A 3 pin sockets are to be used, unless other special purpose types are distinctly specified or shown on the drawings.

All light switches shall be installed at 1,4 m above finished floor level and all socket outlets as directed in the Schedule of Fittings which forms part of this specification or alternatively the height of socket outlets may be indicated on the drawings.

4.11 SWITCHGEAR

Switchgear, which includes circuit breakers, iron-clad switches, interlocked switch-socket outlet units, contactors, time switches, etc., is to be in accordance with the Departmental Quality Specifications which form part of this specification and shall be equal and similar in quality to such brands as may be specified.

For uniform appearance of switchboards, only one approved make of each of the different classes of switchgear mentioned in the Quality Specifications shall be used throughout the installations.

4.12 SWITCHBOARDS

All boards shall be in accordance with the types as specified, be constructed according to the detail or type drawings and must be approved by the Department before installation.

In all instances where provision is to be made on boards for the supply authority's main switch and/or metering equipment the contractor must ensure that all requirements of the authorities concerned in this respect are met.

Any construction, or standard type board proposed as an alternative to that specified, must have the prior approval of the Department.

All busbars, wiring, terminals, etc., are to be adequately insulated and all wiring is to enter the switchgear from the back of the board. The switchgear shall be mounted within the boards to give a flush front panel. Cable end boxes and other ancillary equipment must be provided where required.

Clearly engraved labels are to be mounted on or below every switch. The wording of the labels is to be according to the layout drawings or as directed by the Department's representative and must be confirmed on site. Flush mounted boards to be installed with the top of the board 2,0 m above the finished floor level.

4.13 WORKMANSHIP AND STAFF

All work on the service shall be carried out by, or under the strict supervision of, registered installation electricians.

The workmanship shall be of the highest grade and to the satisfaction of the Department.

All inferior work shall, on indication by the Department's inspecting officers, immediately be removed and rectified by and at the expense of the electrical contractor.

CERTIFICATE OF COMPLIANCE

On completion of the service, a certificate of compliance must be issued to the Department's representative / agent in terms of the Occupational Health and Safety Act 1993 (Act 85 of 1993)

EARTHING OF INSTALLATION

The type of main earthing must be as required by the supply authority, if other than the Department, and in any event as directed by the Department's representative, who may require additional earthing to meet test standards.

Where required an earth mat shall be provided, the minimum size, unless otherwise specified, being 1,0 m x 1,0 m and consisting of 4 mm diameter hard drawn bare copper wires at 250 mm centres, brazed at all intersections.

Alternatively or additionally earth rods or trench earths may be required as specified or directed by the Department's authorised representative.

Installations shall be effectively earthed in accordance with the "Wiring Code" and to the requirements of the supply authority. All earth conductors shall be stranded copper with or without green PVC insulation.

Connection from the main earth bar on the main board must be made to the cold water main, the incoming service earth conductor, if any and the earth mat or other local electrode by means of 12 mm x 1,6 mm solid copper strapping or 16 mm² stranded [not solid] bare copper wire or such conductor as the Department's representative may direct. Main earth copper strapping where installed below 3 m from ground level, must be run in 20 mm diameter conduit securely fixed to the walls.

All other hot and cold water pipes shall be connected with 12 mm x 0,8 mm perforated or solid copper strapping [not conductors] to the nearest switchboard. The strapping shall be fixed to the pipework with brass nuts and bolts and against walls with brass screws at 150 mm centres. In all cases where metal water pipes, down pipes, flues, etc. are positioned within 1,6 m of switchboards an earth connection consisting of copper strapping shall be installed between the pipework and the board. In vertical building ducts accommodating both metal water pipes and electrical cables, all the pipes shall be earthed at each distribution board.

ROOFS

Where service connections consist of overhead conductors, all metal parts of roofs gutters and down pipes shall be earthed. One bare 10mm² copper conductor shall be installed over the full length of the ceiling void, fixed to the top purlin and connected to the main earth conductor of each switchboard. The roof and gutters shall be connected at 15 m intervals to this conductor by means of 12 mm x 0,8mm copper strapping [not conductors] and galvanised bolts and nuts. Selftapping screws are not acceptable. Where service connections consist of underground supplies, the above requirements are not applicable.

Sub-distribution Boards

A separate earth connection shall be supplied between the earth busbar in each sub-distribution board and the earth busbar in the Main Switchboard. These connections shall consist of bare or insulated stranded copper conductors installed along the same routes as the supply cables or in the same conduit as the supply conductors. Alternatively armoured cables with earth continuity conductors included in the armouring may be utilised where specified or approved.

Sub-circuits

The earth conductors of all sub-circuits shall be connected to the earth busbar in the supply board in accordance with SABS 0142.

Ring Mains

Common earth conductors may be used where various circuits are installed in the same wireway in accordance with SABS 0142. In such instances the sizes of earth conductors shall be equivalent to that of the largest current carrying conductor installed in the wireway, alternatively the size of the conductor shall be as directed by the Engineer. Earth conductors for individual circuits branching from the ring main shall be connected to the common earth conductor with T-ferrules or soldered. The common earth shall not be broken.

Non-metallic Conduit

Where non-metallic conduit is specified or allowed, the installation shall comply with the Department's standard quality specification for "CONDUIT AND CONDUIT ACCESSORIES". Stranded copper earth conductors shall be installed in the conduits and fixed securely to all metal appliances and equipment, including metal switch boxes, socket-outlet boxes, draw boxes, switchboards, luminaires, etc. The securing of earth conductors by means of self-threading screws will not be permitted.

Flexible Conduit

An earth conductor shall be installed in all non-metal flexible conduit. This earth conductor shall not be installed externally to the flexible conduit but within the conduit with the other conductors. The earth conductor shall be connected to the earth terminals at both ends of the circuit.

Connections

Under no circumstances shall any connection points, bolts, screws, etc. used for earthing be utilised for any other purpose. It will be the responsibility of the Contractor to supply and fit earth terminals or clamps on equipment and materials that must be earthed where these are not provided. Unless earth conductors are connected to proper terminals, the end shall be tinned and lugged.

4.16 MOUNTING AND POSITIONING OF LIGHT FITTINGS

The electrical contractor is to note that in the case of boards and acoustic tile ceilings, i.e. as opposed to concrete slabs, close co-operation with the building contractor is necessary to ensure that as far as possible the light fittings are symmetrically positioned with regard to the ceiling pattern.

The layout of the fittings as indicated on the drawings must be adhered to as far as possible, but the exact positions must be confirmed with the Department's representative.

Fluorescent fittings installed against concrete ceilings shall be screwed to the outlet boxes and in addition 2 x 6 mm expansion or other approved type fixing bolts are to be provided. The bolts are to be 3/4 of the length of the fittings apart.

Fluorescent fittings to be mounted on board ceilings shall be secured by means of two 40 mm x No 10 round head screws and washers. The fittings shall also be bonded to the circuit conduit by means of locknuts and brass bushes. The fixing screws are to be placed 3/4 of the length of the fitting apart.

Earth conductors must be drawn in with the circuit wiring and connected to the earthing terminal of all fluorescent fittings as well as other fittings exposed to the weather in accordance with the "Wiring Code".

Incandescent fittings are to be screwed directly to outlet boxes in concrete slabs. Against board ceilings the fittings shall be secured to the bracing or joists by means of two 40 mm x No 8 round head screws.

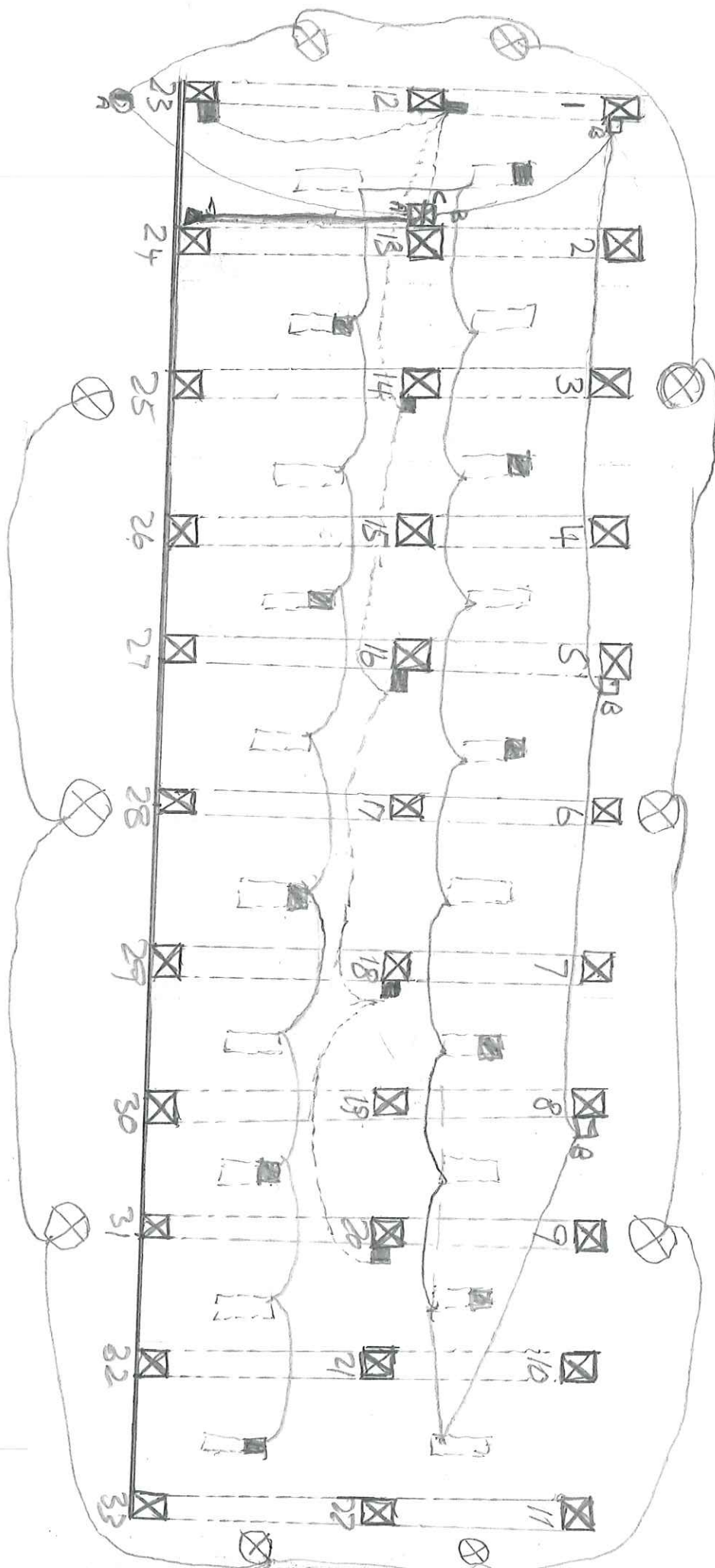
4.17 DEPARTMENTAL MATERIAL

When certain materials are supplied by the Department to the contractor for installation, the contractor must arrange for taking delivery and providing safe storage for these materials.


The contractor will be held responsible for all damage to or loss of such material while it is in his custody.


4.18 DELAY


If the electrical contractor's work should cause any delay to building operations, he will be held responsible for any claims arising out of such delay.




 day night switch

 58 W Fluorescent Light fitting

 Emergency 58w Fluorescent

 Bulk head Light fitting

 DB

 Sockets outlets

 Light switch

 Isolator