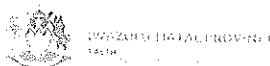


KZN Health

Christ the King Hospital Advert



KZN Health

KZN Health Intranet

Christ the King

33

HOME CORPORATE INFORMATION COMPONENTS TENDERS DISTRICT OFFICES HEALTH FACILITIES

KZN Health &gt; Components &gt; Supply Chain Management

AdvertQuote



KWAZULU-NATAL PROVINCE  
HEALTH  
REPUBLIC OF SOUTH AFRICA

## Quotation Advert

Opening Date: 2021-08-02

Closing Date: 2021-08-09

Closing Time: 11:00

## IN SITUATION DETAILS

Institution Name: Christ the King hospital

Province: KwaZulu-Natal

Department or Entity: Department of Health

Division or section: Central Supply Chain Management

Place where goods / services is required: CHRIST THE KING HOSPITAL

Date Submitted: 2021-07-30

## ITEM CATEGORY AND DETAILS

Quotation Number: ZNQ:  
CTK92-2021-22

Item Category: Services

Item Description: INSTALLATION OF BALL -O- STOP AND REPAIRS TO LEAKING WATER PIPE AT IXOPO CLINIC

## Quantity (if supplies)

## COMPULSORY BRIEFING SESSION / SITE VISIT

Select Type: Compulsory Briefing Session

Date: 2021-08-04

Time: 12H00

Venue: IXOPO CLINIC

QUOTES CAN BE COLLECTED FROM: NB:QUOTE IS ATTACHED ON THE ADVERT

QUOTES SHOULD BE DELIVERED TO: NB QUOTATION MUST BE HAND DELIVERED TO CHRIDI THE KING TENDER BOX NEXT TO THE SECURITY GATE

## ENQUIRIES REGARDING THE ADVERT MAY BE DIRECTED TO:

Name: NG TSHENDU

Email: OUR @MAILS ARE NOT WORKING

Contact Number: 039 834 7519

Finance Manager Name: NH DLAMINI

Finance Manager Signature:

No late quotes will be considered

STANDARD QUOTE DOCUMENTATION SUPPLY CHAIN MANAGEMENT OVER R30 000.00

YOU ARE HEREBY INVITED TO QUOTE FOR REQUIREMENTS AT: CHRIST THE KING HOSPITAL

DATE ADVERTISED: 2021-07-30 CLOSING DATE: 2021-08-09 CLOSING TIME: 11:00

FACSIMILE NUMBER: 039 834 2131 E-MAIL ADDRESS: @MAILS ARE NOT WORKING

PHYSICAL ADDRESS: CHRIST THE KING HOSPITAL, 1 PETER HAUFF DRIVE,,IXOPO,3276

ZNQ NUMBER: CTK92-2021-2022

DESCRIPTION: INSTALLATION OF BALL-0- STOP AND REPAIRS TO LEAKING PIPE AT IXOPO

CONTRACT PERIOD: ONCE OFF (if applicable) VALIDITY PERIOD 60 Days SARS PIN:

CENTRAL SUPPLIER DATABASE REGISTRATION (CSD) NO. [Grid]

UNIQUE REGISTRATION REFERENCE [Grid]

DEPOSITED IN THE QUOTE BOX SITUATED AT (STREET ADDRESS)

Bidders should ensure that quotes are delivered timeously to the correct address. If the quote is late, it will not be accepted for consideration.

The quote box is open from 08:00 to 15:30.

ALL QUOTES MUST BE SUBMITTED ON THE OFFICIAL FORMS – (NOT TO BE RE-TYPED)

THIS QUOTE IS SUBJECT TO THE PREFERENTIAL PROCUREMENT POLICY FRAMEWORK ACT AND THE PREFERENTIAL PROCUREMENT REGULATIONS, 2011, THE GENERAL CONDITIONS OF CONTRACT (GCC) AND, IF APPLICABLE, ANY OTHER SPECIAL CONDITIONS OF CONTRACT.

THE FOLLOWING PARTICULARS MUST BE FURNISHED (FAILURE TO DO SO WILL RESULT IN YOUR QUOTE BEING DISQUALIFIED)

NAME OF BIDDER

POSTAL ADDRESS

STREET ADDRESS

TELEPHONE NUMBER CODE.....NUMBER..... FACSIMILE NUMBER CODE.....NUMBER.....

CELLPHONE NUMBER

E-MAIL ADDRESS

VAT REGISTRATION NUMBER (If VAT vendor)

HAS A B-BBEE STATUS LEVEL VERIFICATION CERTIFICATE BEEN SUBMITTED? (SBD 6.1) YES NO

[A B-BBEE STATUS LEVEL VERIFICATION CERTIFICATE/SWORN AFFIDAVIT (FOR EMES& QSEs) MUST BE SUBMITTED IN ORDER TO QUALIFY FOR PREFERENCE POINTS FOR B-BBEE]

OFFICIAL PRICE PAGE FOR QUOTATIONS

ZNQ NUMBER: CTK92-2021-2022

DESCRIPTION: INSTALLATION OF BALL-0- STOP AND REPAIRS TO LEAKING WATER PIPE AT IXOPO

SIGNATURE OF BIDDER \_\_\_\_\_ DATE \_\_\_\_\_  
 [By signing this document I hereby agree to all terms and conditions]

CAPACITY UNDER WHICH THIS QUOTE IS SIGNED \_\_\_\_\_

Item No	Quantity	Description	Brand & model	Country of manufacture	Price	
					R	c
		INSTALLATION OPF BALL-0-STOP AND REPAIRS				
		TO WATER PIPE AT IXOPO CLINIC				
	NB	CIDB CATEGORY: 1GB AND ABOVE				
		SEE SPECIFICATION ATTACHED AND COMPLY				
		VENUE: SITE MEETING AT IXOPO CLINIC: 12H:00				
VALUE ADDED TAX @ 15% (Only if VAT Vendor)						
TOTAL QUOTATION PRICE (VALIDITY PERIOD 60 Days)						

Does This Offer Comply With The Specification?	Does The Article Conform To The S.A.N.S. / S.A.B.S. Specification?
Is The Price Firm?	State Delivery Period E.G. <i>E.G. 1day, 1week</i>

Enquiries regarding the <u>quote</u> may be directed to: Contact Person: <u>NG TSHENDU</u> Tel: <u>039.834.7516</u> E-Mail Address: <u>scm.ctk@kznhealth.gov.za</u>	Enquiries regarding <u>technical information</u> may be directed to: Contact Person: <u>T MAGUBEN</u> Tel: <u>039.834.7509</u>
---	---

DECLARATION OF INTEREST

1. Any legal person, including persons employed by the state<sup>1</sup>, or persons having a kinship with persons employed by the state, including a blood relationship, may make an offer or offers in terms of this invitation to quote (includes a price quotation, advertised competitive quote, limited quote or proposal). In view of possible allegations of favouritism, should the resulting quote, or part thereof, be awarded to persons employed by the state, or to persons connected with or related to them, it is required that the bidder or his/her authorised representative declare his/her position in relation to the evaluating/adjudicating authority where-
  - the bidder is employed by the state; and/or
  - the legal person on whose behalf the bidding document is signed, has a relationship with persons/a person who are/is involved in the evaluation and or adjudication of the quote(s), or where it is known that such a relationship exists between the person or persons for or on whose behalf the declarant acts and persons who are involved with the evaluation and or adjudication of the quote.
2. In order to give effect to the above, the following questionnaire must be completed and submitted with the quote.

- 2.1. Full Name of bidder/representative.....
- 2.2. Identity Number: .....
- 2.3. Position occupied in the Company (director, trustee, shareholder<sup>2</sup>): .....
- 2.4. Company Registration Number: .....
- 2.5. Tax Reference Number: .....
- 2.6. VAT Registration Number: .....

2.7. The names of all directors / trustees / shareholders / members, their individual identity numbers, tax reference numbers and, if applicable, employee / persal numbers must be indicated in paragraph 3 below. [TICK APPLICABLE]

2.8. Are you or any person connected with the bidder presently employed by the state? YES  NO

2.8.1. If so, furnish the following particulars:  
 Name of person / director / trustee / shareholder/ member: .....  
 Name of state institution at which you or the person connected to the bidder is employed:.....  
 Position occupied in the state institution: ..... Any other particulars:.....

2.8.2. If you are presently employed by the state, did you obtain the appropriate authority to undertake remunerative work outside employment in the public sector? YES  NO

2.8.2.1. If yes, did you attach proof of such authority to the quote document?

*(Note: Failure to submit proof of such authority, where applicable, may result in the disqualification of the quote.)*

2.8.2.2. If no, furnish reasons for non-submission of such proof: .....

2.9. Did you or your spouse, or any of the company's directors / trustees / shareholders / members or their spouses conduct business with the state in the previous twelve months? YES  NO

2.9.1. If so, furnish particulars:.....

2.10. Do you, or any person connected with the bidder, have any relationship (family, friend, other) with a person employed by the state and who may be involved with the evaluation and or adjudication of this quote? YES  NO

2.10.1. If so, furnish particulars:.....

2.11. Are you, or any person connected with the bidder, aware of any relationship (family, friend, other) between any other bidder and any person employed by the state who may be involved with the evaluation and or adjudication of this quote? YES  NO

2.11.1. If so, furnish particulars:.....

2.12. Do you or any of the directors / trustees / shareholders / members of the company have any interest in any other related companies whether or not they are bidding for this contract? YES  NO

2.12.1. If so, furnish particulars:.....

3. Full details of directors / trustees / members / shareholders.

NB: The Department Of Health will validate details of directors / trustees / members / shareholders on CSD. It is the suppliers' responsibility to ensure that their details are up-to-date and verified on CSD. If the Department cannot validate the information on CSD, the quote will not be considered and passed over as non-compliant according to National Treasury Instruction Note 4 (a) 2016/17.

4 DECLARATION

I, THE UNDERSIGNED (NAME).....CERTIFY THAT THE INFORMATION FURNISHED IN PARAGRAPHS 2.

I ACCEPT THAT THE STATE MAY REJECT THE QUOTE OR ACT AGAINST ME SHOULD THIS DECLARATION PROVE TO BE FALSE.

..... Name of bidder	..... Signature	..... Position	..... Date
-------------------------	--------------------	-------------------	---------------

<sup>1</sup>"State" means –

- |   |   |
|---|---|
| a) any national or provincial department, national or provincial public entity or constitutional institution within the meaning of the Public Finance Management Act, 1999 (Act No. 1 of 1999); | c) provincial legislature;                                    |
| b) any municipality or municipal entity;  | d) national Assembly or the national Council of provinces; or |
|   | e) Parliament.  |

<sup>2</sup>"Shareholder" means a person who owns shares in the company and is actively involved in the management of the enterprise or business and exercises control over the enterprise.

## SPECIAL CONTRACT CONDITIONS OF QUOTATIONS

### 1. AMENDMENT OF CONTRACT

- 1.1. Any amendment to or renunciation of the provisions of the contract shall at all times be done in writing and shall be signed by both parties.

### 2. CHANGE OF ADDRESS

- 2.1. Bidders must advise the Department of Health (institution where the offer was submitted) should their address (*domicilium citandi et executandi*) details change from the time of bidding to the expiry of the contract.

### 3. GENERAL CONDITIONS ATTACHED TO THIS QUOTATION

- 3.1. The institution is under no obligation to accept the lowest or any quote.
- 3.2. The price quoted must include VAT (if VAT vendor). However, it must be noted that the department reserves the right to evaluate all quotations excluding VAT as some bidders may not be VAT vendors.
- 3.3. The bidder must ensure the correctness & validity of quote:
- (i) *that the price(s), rate(s) & preference quoted cover all for the work/item (s) & accept that any mistakes regarding the price (s) & calculations will be at the bidder's risk*
- 3.4. The bidder must accept full responsibility for the proper execution & fulfilment of all obligations conditions devolving on under this agreement, as the Principal (s) liable for the due fulfilment of this contract.
- 3.5. This quotation will be evaluated based on the 80/20 points system, specification & correctness of information. All required documentation must be completed in full and submitted.
- 3.6. Offers must comply strictly with the specification.
- 3.7. Only offers that meet or are greater than the specification will be considered.
- 3.8. Late quotes will not be considered.
- 3.9. Expired product/s will not be accepted. All products supplied must be valid for a minimum period of six months.
- 3.10. A bidder not registered on the Central Suppliers Database or verification has failed will not be considered.
- 3.11. All delivery costs must be included in the quote price, for delivery at the prescribed destination.
- 3.12. Only firm prices will be accepted. Such prices must remain firm for the contract period. Non-firm prices (including rates of exchange variations) will not be considered.
- 3.13. In cases where different delivery points influence the pricing, a separate pricing schedule must be submitted for each delivery point.
- 3.14. In the event of a bidder having multiple quotes, only the cheapest according to specification will be considered. Furthermore a verification will be done to identify if bidders have multiple companies and are quoting (cover-quoting) for this bid. In such instances only the cheapest bid according to specification will be considered.

### 4. SPECIAL INSTRUCTIONS AND NOTICES TO BIDDERS REGARDING THE COMPLETION OF THIS QUOTATION.

- 4.1. Unless inconsistent with or expressly indicated otherwise by the context, the singular shall include the plural and vice versa and with words importing the masculine gender shall include the feminine and the neuter.
- 4.2. Under no circumstances whatsoever may the quotation/bid forms be retyped or redrafted. Photocopies of the original bid documentation may be used, but an original signature must appear on such photocopies.
- 4.3. The bidder is advised to check the number of pages and to satisfy himself that none are missing or duplicated.
- 4.4. Quotation submitted must be complete in all respects.
- 4.5. Any alteration made by the bidder must be initialled.
- 4.6. Use of correcting fluid is prohibited
- 4.7. Quotation will be opened in public as soon as practicable after the closing time of quotation.
- 4.8. Where practical, prices are made public at the time of opening quotations.
- 4.9. If it is desired to make more than one offer against any individual item, such offers should be given on a photocopy of the page in question. Clear indication thereof must be stated on the schedules attached.

### 5. SPECIAL INSTRUCTIONS REGARDING HAND DELIVERED QUOTATIONS

- 5.1. Quotation shall be lodged at the address indicated not later than the closing time specified for their receipt, and in accordance with the directives in the quotation documents.
- 5.2. Each quotation shall be addressed in accordance with the directives in the quotation documents and shall be lodged in a separate sealed envelope, with the name and address of the bidder, the quotation number and closing date indicated on the envelope. The envelope shall not contain documents relating to any quotation other than that shown on the envelope. If this provision is not complied with, such quotations/bids may be rejected as being invalid.
- 5.3. All quotations received in sealed envelopes with the relevant quotation numbers on the envelopes are kept unopened in safe custody until the closing time of the quotation/bids. Where, however, a quotation is received open, it shall be sealed. If it is received without a quotation/bid number on the envelope, it shall be opened, the quotation number ascertained, the envelope sealed and the quotation number written on the envelope.
- 5.4. A specific box is provided for the receipt of quotations, and no quotation found in any other box or elsewhere subsequent to the closing date and time of quotation will be considered.

- 5.5. No quotation/bid sent through the post will be considered if it is received after the closing date and time stipulated in the quotation documentation, and proof of posting will not be accepted as proof of delivery.
- 5.6. Quotation documents must not be included in packages containing samples. Such quotations may be rejected as being invalid.

**6. SAMPLES**

- 6.1. In the case of the quote document stipulating that samples are required, the supplier will be informed in due course when samples should be provided to the institution. (This decreases the time of safety and storage risk that may be incurred by the respective institution). The bidders sample will be retained if such bidder wins the contract.
  - (i) If a company/s who has not won the quote requires their samples, they must advise the institution in writing of such.
  - (ii) If samples are not collected within three months of close of quote the institution reserves the right to dispose of them at their discretion.
- 6.2. **Samples must be made available when requested in writing or if stipulated on the document.**
  - (i) If a Bidder fails to provide a sample of their product on offer for scrutiny against the set specification when requested, their offer will be rejected. All testing will be for the account of the bidder.

**7. COMPULSORY SITE INSPECTION / BRIEFING SESSION**

- 7.1. Bidders who fail to attend the compulsory meeting will be disqualified from the evaluation process.
  - (i) The institution has determined that a compulsory site meeting  YES take place
  - (ii) Date 08/04/21 Time \_\_\_\_\_ Place CHRIST THE KING HOSPITAL

Institution Stamp:	Institution Site Inspection / briefing session Official  Full Name: ..... Signature: ..... Date: .....
--------------------	--

**8. STATEMENT OF SUPPLIES AND SERVICES**

- 8.1. The contractor shall, when requested to do so, furnish particulars of supplies delivered or services executed. If he/she fails to do so, the Department may, without prejudice to any other rights which it may have, institute inquiries at the expense of the contractor to obtain the required particulars.

**9. SUBMISSION AND COMPLETION OF SBD 6.1**

- 9.1. Should a bidder wish to qualify for preference points they must complete a SBD 6.1 document. Failure by a bidder to provide all relevant information required, will result in such a bidder not being considered for preference point's allocation. The preferences applicable on the closing date will be utilized. Any changes after the closing date will not be considered for that particular quote.

**10. TAX COMPLIANCE REQUIREMENTS**

- 10.1. In the event that the tax compliance status has failed on CSD, *it is the suppliers' responsibility to provide a SARS pin in order for the institution to validate the tax compliance status of the supplier.*
- 10.2. In the event that the institution cannot validate the suppliers' tax clearance on SARS as well as the Central Suppliers Database, *the quote will not be considered and passed over as non-compliant according to National Treasury Instruction Note 4 (a) 2016/17.*

**11. TAX INVOICE**

- 11.1. A tax invoice shall be in the currency of the Republic of South Africa and shall contain the following particulars:
  - (i) the name, address and registration number of the supplier;
  - (ii) the name and address of the recipient;
  - (iii) an individual serialized number and the date upon which the tax invoice is issued;
  - (iv) a description and quantity or volume of the goods or services supplied;
  - (v) the official department order number issued to the supplier;
  - (vi) the value of the supply, the amount of tax charged;
  - (vii) the words tax invoice in a prominent place.

**12. PATENT RIGHTS**

The supplier shall indemnify the KZN Department of Health (hereafter known as the purchaser) against all third-party claims of infringement of patent, trademark, or industrial design rights arising from use of the goods or any part thereof by the purchaser.

### 13. PENALTIES

- 13.1. If at any time during the contract period, the service provider is unable to perform in a timely manner, the service provider must notify the institution in writing/email of the cause of and the duration of the delay. Upon receipt of the notification, the institution should evaluate the circumstances and, if deemed necessary, the institution may extend the service provider's time for performance.
- 13.2. In the event of delayed performance that extends beyond the delivery period, the institution is entitled to purchase commodities of a similar quantity and quality as a substitution for the outstanding commodities, without terminating the contract, as well as return commodities delivered at a later stage at the service provider's expense.
- 13.3. Alternatively, the institution may elect to terminate the contract and procure the necessary commodities in order to complete the contract. In the event that the contract is terminated the institution may claim damages from the service provider in the form of a penalty. The service provider's performance should be captured on the service provider database in order to determine whether or not the service provider should be awarded any contracts in the future.
- 13.4. If the supplier fails to deliver any or all of the goods or to perform the services within the period(s) specified in the contract, the purchaser shall, without prejudice to its other remedies under the contract, deduct from the contract price, as a penalty, a sum calculated on the delivered price of the delayed goods or unperformed services using the current prime interest rate calculated for each day of the delay until actual delivery or performance.

### 14. TERMINATION FOR DEFAULT

- 14.1. The purchaser, without prejudice to any other remedy for breach of contract, by written notice of default sent to the supplier, may terminate this contract in whole or in part:
  - (i) if the supplier fails to deliver any or all of the goods within the period(s) specified in the contract,
  - (ii) if the supplier fails to perform any other obligation(s) under the contract; or
  - (iii) if the supplier, in the judgment of the purchaser, has engaged in corrupt or fraudulent practices in competing for or in executing the contract.
- 14.2. In the event the purchaser terminates the contract in whole or in part, the purchaser may procure, upon such terms and in such manner as it deems appropriate, goods, works or services similar to those undelivered, and the supplier shall be liable to the purchaser for any excess costs for such similar goods, works or services.
- 14.3. Where the purchaser terminates the contract in whole or in part, the purchaser may decide to impose a restriction penalty on the supplier by prohibiting such supplier from doing business with the public sector for a period not exceeding 10 years.

### 15. FAILURE TO COMPLY WITH ABOVE WILL RESULT IN YOUR QUOTE BEING PASSED OVER.

PREFERENCE POINTS CLAIM FORM IN TERMS OF THE PREFERENTIAL PROCUREMENT REGULATIONS 2017

SBD 6.1

This preference form must form part of all quotes invited. It contains general information and serves as a claim form for preference points for Broad-Based Black Economic Empowerment (B-BBEE) Status Level of Contribution

**NB: BEFORE COMPLETING THIS FORM, BIDDERS MUST STUDY THE GENERAL CONDITIONS, DEFINITIONS AND DIRECTIVES APPLICABLE IN RESPECT OF B-BBEE, AS PRESCRIBED IN THE PREFERENTIAL PROCUREMENT REGULATIONS, 2017.**

**1. GENERAL CONDITIONS**

1.1 The following preference point systems are applicable to all quotes:

- the 80/20 system for requirements with a Rand value of up to R50 000 000 (all applicable taxes included); and

1.2 The value of this quote is estimated to not exceed R50 000 000 (all applicable taxes included) and therefore the 80/20 preference point system shall be applicable.

1.3 Points for this quote shall be awarded for:

- (a) Price; and
- (b) B-BBEE Status Level of Contributor.

1.4 The maximum points for this quote is allocated as follows:

	POINTS
PRICE	80
B-BBEE STATUS LEVEL OF CONTRIBUTOR	20
Total points for Price and B-BBEE must not exceed	100

1.5 Failure on the part of a bidder to submit proof of B-BBEE Status level of contributor together with the quote, will be interpreted to mean that preference points for B-BBEE status level of contribution are not claimed.

1.6 The purchaser reserves the right to require of a bidder, either before a quote is adjudicated or at any time subsequently, to substantiate any claim in regard to preferences, in any manner required by the purchaser.

**2. DEFINITIONS**

- (a) "B-BBEE" means broad-based black economic empowerment as defined in section 1 of the Broad-Based Black Economic Empowerment Act;
- (b) "B-BBEE status level of contributor" means the B-BBEE status of an entity in terms of a code of good practice on black economic empowerment, issued in terms of section 9(1) of the Broad-Based Black Economic Empowerment Act;
- (c) "bid" means a written offer in a prescribed or stipulated form in response to an invitation by an organ of state for the provision of goods or services, through price quotations, advertised competitive bidding processes or proposals;
- (d) "Broad-Based Black Economic Empowerment Act" means the Broad-Based Black Economic Empowerment Act, 2003 (Act No. 53 of 2003);
- (e) "EME" means an Exempted Micro Enterprise in terms of a code of good practice on black economic empowerment issued in terms of section 9 (1) of the Broad-Based Black Economic Empowerment Act;
- (f) "functionality" means the ability of a tenderer to provide goods or services in accordance with specifications as set out in the tender documents.
- (g) "prices" includes all applicable taxes less all unconditional discounts;
- (h) "proof of B-BBEE status level of contributor" means:
  - 1) B-BBEE Status level certificate issued by an authorized body or person;
  - 2) A sworn affidavit as prescribed by the B-BBEE Codes of Good Practice;
  - 3) Any other requirement prescribed in terms of the B-BBEE Act;
- (i) "QSE" means a qualifying small business enterprise in terms of a code of good practice on black economic empowerment issued in terms of section 9 (1) of the Broad-Based Black Economic Empowerment Act;
- (j) "rand value" means the total estimated value of a contract in Rand, calculated at the time of bid invitation, and includes all applicable taxes;



3. POINTS AWARDED FOR PRICE

3.1 THE 80/20 PREFERENCE POINT SYSTEMS

A maximum of 80 points is allocated for price on the following basis:

$$P_s = 80 \left( 1 - \frac{P_t - P_{\min}}{P_{\min}} \right) \text{ Where}$$

- Ps = Points scored for price of bid under consideration
- Pt = Price of bid under consideration
- Pmin = Price of lowest acceptable bid

4. POINTS AWARDED FOR B-BBEE STATUS LEVEL OF CONTRIBUTOR

4.1 In terms of Regulation 6 (2) and 7 (2) of the Preferential Procurement Regulations, preference points must be awarded to a bidder for attaining the B-BBEE status level of contribution in accordance with the table below:

B-BBEE Status Level of Contributor	Number of points (80/20 system)
1	20
2	18
3	14
4	12
5	8
6	6
7	4
8	2
Non-compliant contributor	0

5. BID DECLARATION

5.1 Bidders who claim points in respect of B-BBEE Status Level of Contribution must complete the following:

6. B-BBEE STATUS LEVEL OF CONTRIBUTOR CLAIMED IN TERMS OF PARAGRAPHS 1.4 AND 4.1

6.1 B-BBEE Status Level of Contributor: = .....(maximum of 20 points)

(Points claimed in respect of paragraph 7.1 must be in accordance with the table reflected in paragraph 4.1 and must be substantiated by relevant proof of B-BBEE status level of contributor.

7. SUB-CONTRACTING

(Tick applicable box)

7.1 Will any portion of the contract be sub-contracted?

YES	<input type="checkbox"/>	NO	<input type="checkbox"/>
-----	--------------------------	----	--------------------------

7.1.1 If yes, indicate:

- i) What percentage of the contract will be subcontracted.....%
- ii) The name of the sub-contractor.....
- iii) The B-BBEE status level of the sub-contractor.....

8. Whether the sub-contractor is an EME or QSE

(Tick applicable box)

iv) Specify, by ticking the appropriate box, if subcontracting with an enterprise in terms of Preferential Procurement Regulations,2017:

YES	<input type="checkbox"/>	NO	<input type="checkbox"/>
-----	--------------------------	----	--------------------------

Designated Group: An EME or QSE which is at last 51% owned by:	EME √	QSE √
Black people		
Black people who are youth		
Black people who are women		
Black people with disabilities		
Black people living in rural or underdeveloped areas or townships		
Cooperative owned by black people		
Black people who are military veterans		
OR		
Any EME		
Any QSE		

9. DECLARATION WITH REGARD TO COMPANY/FIRM

9.1 Name of company/firm:.....

9.2 VAT registration number:.....

9.3 Company registration number:.....

9.4 TYPE OF COMPANY/ FIRM [TICK APPLICABLE BOX]

- Partnership/Joint Venture / Consortium
- One person business/sole propriety
- Close corporation
- Company
- (Pty) Limited

9.5 DESCRIBE PRINCIPAL BUSINESS ACTIVITIES

.....  
.....

9.6 COMPANY CLASSIFICATION [TICK APPLICABLE BOX]

- Manufacturer
- Supplier
- Professional service provider
- Other service providers, e.g. transporter, etc.

9.7 Total number of years the company/firm has been in business:.....

9.8 I/we, the undersigned, who is / are duly authorised to do so on behalf of the company/firm, certify that the points claimed, based on the B-BBE status level of contributor indicated in paragraphs 1.4 and 6.1 of the foregoing certificate, qualifies the company/ firm for the preference(s) shown and I / we acknowledge that:

- i) The information furnished is true and correct;
- ii) The preference points claimed are in accordance with the General Conditions as indicated in paragraph 1 of this form;
- iii) In the event of a contract being awarded as a result of points claimed as shown in paragraphs 1.4 and 6.1, the contractor may be required to furnish documentary proof to the satisfaction of the purchaser that the claims are correct;
- iv) If the B-BBEE status level of contributor has been claimed or obtained on a fraudulent basis or any of the conditions of contract have not been fulfilled, the purchaser may, in addition to any other remedy it may have –
  - (a) disqualify the person from the bidding process;
  - (b) recover costs, losses or damages it has incurred or suffered as a result of that person's conduct;
  - (c) cancel the contract and claim any damages which it has suffered as a result of having to make less favourable arrangements due to such cancellation;
  - (d) recommend that the bidder or contractor, its shareholders and directors, or only the shareholders and directors who acted on a fraudulent basis, be restricted by the National Treasury from obtaining business from any organ of state for a period not exceeding 10 years, after the *audi alteram partem* (hear the other side) rule has been applied; and
  - (e) forward the matter for criminal prosecution.

WITNESSES	
1.	.....
2.	.....

..... SIGNATURE(S) OF BIDDERS(S)
DATE: .....
ADDRESS..... ..... .....

PROVINCE OF KWAZULU-NATAL  
DEPARTMENT OF HEALTH

ZNQ –

IXOPO CLINIC – INSTALLATION OF BALL - O - STOP AND REPAIRS TO LEAKING  
WATER PIPE AND AT IXOPO CLINIC.

**1.1 SCOPE OF CONTRACT**

This Contract is for the execution of the project indicated above.

**1.2 CONTRACT DRAWINGS**

Drawings attached

**1.3 CONDITIONS OF CONTRACT AND PRELIMINARIES**

**1.3.1 PERIOD OF CONTRACT**

One (01) *Weeks* as the Contract Period for the completion of the Work from date of  
Site handover.

**1.3.2 CONTRACT GUARANTEE:**

The Successful Bidder will **NOT** be required to submit a contract guarantee.

**1.3.3 GUARANTEE PERIOD**

The guarantee period for the completion of the Structural work and all materials  
must be a minimum of Three (3) Calendar Months from the date of first delivery.

**1.3.4 SITE AND MODE OF PROCEDURE**

The work contained in this contract will be carried out on the site of the existing at  
**Ixopo Clinic.**

The Bidder is advised that the existing premises will be occupied throughout the  
period of the contract, and that the minimum amount of disruption to services is of  
the utmost importance.

Damage to the existing buildings - Bidders to note that any damages done or  
occurring to any of the buildings will be repaired at the expense of the contractor/  
Bidder.

The repairs must be to the satisfaction of the Kwazulu- Natal Department of Health.  
Bidders are advised to visit the site prior to tendering and to acquaint  
themselves with the nature of the work to be done and access to the siting of  
the existing buildings etc., as no claim whatsoever will be allowed on the  
grounds of ignorance of the conditions under which the work will be executed.

***NB: Bidders are advised to examine the drawings and visit the site prior to  
quoting and to acquaint themselves with the nature of the work to be done  
and access to the siting of the existing buildings etc., as no claim will be***

*allowed on the grounds of ignorance of the conditions under which the work will be executed.*

### **1.3.5 SATISFACTORY INSTALLATION**

The whole of the installation shall be carried out in accordance with the South African Bureau of Standards Code of Practice for the application of National Building Regulations, the KZNPA Standard Preambles to all Trades, the KZNPA General Electrical Specification, ICASA, Telecommunications regulations, the South African Bureau of Standards Code of Practice for the Wiring of Premises SABS 0142 and the Occupational Health and Safety Act and Regulations 85/1993 as amended.

Copies of the KZNPA Standard Preambles to all Trades and the KZNPA General Electrical Specification are available at the office of the Secretary for Health – KwaZulu-Natal and can be obtained on request.

**PROVINCE OF KWAZULU-NATAL  
DEPARTMENT OF HEALTH**

ZNQ -

IXOPO CLINIC - INSTALLATION OF BALL - O - STOP AND REPAIRS TO LEAKING  
WATER PIPE AND AT IXOPO CLINIC.

**TECHNICAL SPECIFICATIONS**

**2. TECHNICAL SPECIFICATION**

**2.1 GENERAL**

This TECHNICAL SPECIFICATION shall be read in conjunction with all other sections of the SPECIFICATION and cognisance shall be taken of the clauses relevant to this particular installation, whether any specific clauses are referred to or not.

**2.2 *Standard Preambles***

This is available from the department on request.


**2.3 *Health and Safety Specification***

Health and Safety Plan with Risk assessment schedule is to be compiled taking cognisance of the specific type of patient's that walk around the institution all day. All areas are to be protected at all times from patients falling in. All new and old materials are to be securely stored during construction to eliminate any person from rolling them around or playing inside them.

Grading: 1 GB and above

**CIDB COMPLIANCE**

- 2.4 Amendments: Functionality in different contracting strategies in line with regulations 4.3.3 of the CIDB regulations, where functionality is evaluated, at least three Persons who are fully conversant with the Technical aspects of the scope of works shall undertake such evaluation.**



**PROVINCE OF KWAZULU-NATAL  
DEPARTMENT OF HEALTH**

ZNQ –

IXOPO CLINIC – INSTALLATION OF BALL - O - STOP AND REPAIRS TO LEAKING  
WATER PIPE AND AT IXOPO CLINIC.

**3. SCOPE OF WORK**

The work to be carried out under this contract includes the supply of all materials, and including all labour to carry out all electrical work and leaving in service condition to the satisfaction of the Secretary for Health: KwaZulu-Natal.

- 3.1.** The work comprises of  
**3.2** Supply and install the following
- a) Alterations (removal of concrete benches etc.).
  - b) Construction of two consulting rooms.

**Note: All work to be re measured on Completion.**

**ALTERATIONS**

All Notes, Preambles, etc. applicable for the various trades in the Bills of Quantities, will apply equally to the trades in this Bill. Tenderers are advised to visit the site and satisfy themselves as to the nature and extent of the work to be done, and also to examine the condition of the existing building.

Tenderers are advised that all materials from the pulling down (except where described to be re-used or handed over to the Department) will become the property of the Contractor, and all these materials, together with all rubbish and debris, must be immediately carted away, and the site left clean and unencumbered. Materials, etc. which are described to be handed over to the Department are to be carefully dismantled where necessary, and neatly stacked where directed on site. Items described as removed shall be removed from site. Credit for the value of the materials from the pulling down may be allowed for on the Final Summary page.

Prior to the removal of any timbers from the site, they are to be inspected by the Government Entomologist as laid down in Section 32 of the Government Forest and Veld Conservation Act of 1941 (Act 13 of 1941) as amended. If any of the timbers are infested with wood destroying agencies, they are to be disposed of in the manner prescribed by the Government Entomologist.

The Contractor is to give ample notice to the Department and Local Authorities regarding any disconnections necessary prior to the removal or interruption of electric light or telephone cables, water and sanitary services, etc.

Tenderers are advised that adjacent sections of this building will be occupied during the building operations, and the Contractor is required to carry out the work with as little noise, dust and disturbance as possible. Undisturbed access is to be given to patients, staff and

visitors.

The Contractor is advised to check all dimensions affecting the existing building as he will be held solely responsible for all new work being of the correct size. All sizes stated are approximate and under no circumstances will claims be entertained should actual sizes of existing items on site vary marginally from the sizes stated in this document.

The Contractor will be held solely responsible for any damage to persons, property, and equipment and for the safety of the structure throughout the whole of the Contract, and must make good at his own expense any damage that may occur.

The Contractor must obey the instructions of the Department in carrying out any portion of the work which in his opinion requires expediting, and the Contractor shall give priority to such work as and when directed.

In taking down and removing existing work, the utmost care is to be observed to avoid any structural or other damage to the remaining portions of the building. The Contractor must also protect all work not removed, such as walls, floors, doors, windows or joinery, loose and fixed fittings and electrical equipment, appliances, etc. from damage during the progress on the works and provide all necessary materials in so doing.

STANDARD PREAMBLES TO ALL TRADES 92

## **DRAINAGE AND PLUMBING**

**GENERALLY:** —The Standard Preambles for other trades, with reference to Excavations, Concrete, Brickwork and Plastering, and, in particular for the full description intent and meaning of the classification for excavations, are to apply equally to this trade.

**LICENSED DRAINLAYERS AND PLUMBERS:** — Only licensed drain layers shall be employed on any drainage work and licensed plumbers on plumbing work.

### **SUBSOIL DRAINS**

**Unplasticised polyvinyl chloride (UPVC) slotted drainage pipes and fittings:** — shall be of approved manufacture jointed in accordance with the manufacturer's instructions.

**Pitch-fibre perforated or slotted drainage pipes and fittings:** shall comply with SANS Specification 921 and shall be jointed in accordance with the manufacturer's instructions.

**Filter fabric:** — shall be non-woven, spun bonded, needle punched and continuous polyester fabric, resistant to the effects of alkalis, acids, saline solution and sunlight.

### **STORMWATER AND SOIL DRAIN PIPES**

**Reinforced concrete non-pressured pipes:** shall comply, with SANS Specification 677 and must be Type SC of the class specified with spigot and socket ends with rubber insertion ring or with ogee joints with approved rubber collars. Pipes must be marked with the manufacturer's name, trade name or registered trade mark, nominal bore, class and type, date of manufacture, the letter "R" denoting reinforced and the SANS mark. Joints shall be made in accordance with SANS Code of Practice 058.

**Unplasticised polyvinyl chloride (UPVC) drain and sewer pipes and fittings:** — shall comply with SANS Specification 791. Joints shall be made with fittings in accordance with SANS Code of Practice 058.

**CONCRETE BEDS AND ENCASEMENT TO DRAIN PIPES:** — Where pipes are required to be bedded on concrete, the bed of concrete shall be Class B, a minimum of 500mm wider than the diameter of the pipe, laid to correct falls and levels with recesses formed in same for pipe joints including all necessary formwork and any additional excavation. The barrel of the pipe shall then be bedded on a thin cement mortar (1:3) bed and laid to falls.



After jointing, the recesses previously formed shall be filled in with concrete Class B and the haunching or surrounding completed.

Where pipes are fixed vertically they shall be encased in concrete Class B having a minimum thickness of 150mm around the pipe and carried up to ground level and shall include for any necessary formwork.

**PIPE LAYING:** — All drain and sewer pipes are to be laid to a straight line to even gradients and jointed in accordance with SANS Code of Practice 058 except in the case of polyethylene or unplasticised polyvinyl chloride drain and sewer piping which is to be in accordance with SANS Code of Practice 01 12.

Before laying, each pipe shall be examined to ensure that the bore is clean and free of any foreign matter and shall be tested for soundness by striking with a wooden mallet, and any cracked or damaged pipes shall be rejected. Ends of all pipes must be clean before

STANDARD PREAMBLES TO ALL TRADES 64  
Rev 3 January 2009

jointing. Immediately after jointing a tight fitting wad or scraper shall be drawn several times through the bore of the pipe to ensure that it is left clean and free from obstructions.

Whenever work is suspended, the open ends of pipes and junctions must be temporarily plugged to prevent the entrance of rubbish during construction.

**GULLEY TRAPS:** — Gulley trap assemblies must be of the material specified with "P" or "S" trap, jointed to drain and with hopper head with vertical and side inlets, the head fitted with 190mm diameter cast iron gulley grating complying with SANS Specification 1115 laid loose in socket. The trap, hopper head and vertical pipe shall be set on and encased in concrete Class B having a minimum thickness of 150mm at any one part, carried up 75mm above ground level as kerb, dished down to grating and finished on all exposed surfaces in 1:3 cement plaster with angles rounded, including necessary excavation and formwork.

**GREASE TRAPS:** — Grease trap assemblies of vitrified clay must consist of outlet junction jointed to trap with side inlet. Access openings of trap and junction shall be fitted with vitrified clay stoppers laid loose in socket of trap and set in bitumen in socket of junction. The trap and junction and vertical pipe shall be set on and encased in concrete Class B having a minimum thickness of 150mm at any one part, carried up 75mm above ground level as kerb, dished down to grating and finished, on all exposed surfaces in 1:3 cement plaster with angles rounded, including necessary excavation and formwork.

**RODDING EYES:** — Where pipes are carried up in ramps for rodding eyes, the head of the pipe at ground level must be fitted with an "A.B.C." cast iron cover and frame, complying with SANS Specification 746, jointed to pipe, the frame rebated for and including cover with raised letters "CE" cast on same, secured to frame with gun-metal screws and with the whole encased in concrete Class B having a minimum thickness of 150mm at any one part, carried up 75mm above ground level and finished on all exposed surfaces in 1:3 cement plaster with angles rounded, including necessary excavation and formwork,

**INSPECTION EYE BLOCKS:** — Where inspection eye fittings are provided in pipelines, the position of these inspection eyes must be registered and demarcated with concrete Class C. block size 300 x 300 x 50mm thick finished on all exposed surfaces with 1:3 cement plaster with angles rounded and with sunk letters "I.E." formed in top and set in ground, including necessary excavation and formwork.

**SURFACE WATER CHANNELS:** — Concrete open surface water channels shall be formed with concrete Class B with segmental channel formed in same to the size and shape specified and finished on exposed surfaces in 1:3 cement plaster, steel towelled to a smooth even surface with all angles rounded, cast in lengths not exceeding 2m and laid to falls, including necessary excavation and formwork.

**GRATINGS FOR GULLEYS AND STORMWATER DRAINS AND CAST IRON SURFACE BOXES AND MANHOLE COVERS AND FRAMES:** — Cast iron or Polymer gratings for gulleys and storm water drains shall comply with SANS Specification 1115 and SANS 1882:2003 respectively.

Cast iron surface boxes and manhole covers and frames shall comply with SANS Specification 558.

All cast iron gratings, cast iron surface boxes and cast iron manhole covers and frame must be coated with approved preservative solution before leaving the manufacturer's works. The masses stated are the combined mass of the grating and frame or the combined mass of the cover and frame.

**STORM WATER SUMPS, JUNCTION BOXES, MANHOLES, INSPECTION CHAMBERS, CABLE INSPECTION CHAMBERS AND VALVE CHAMBERS:** — shall be of the internal size specified and are to be constructed of one brick sides, unless otherwise specified, built in 1:3 cement mortar on a 150mm thick concrete Class C bottom and finished on top with an 85mm thick pre-cast concrete Class C cover slab, reinforced as detailed and bedded in STANDARD PREAMBLES TO ALL TRADES 65

Rev 3 January 2009

cement mortar. The cover slab, except to junction boxes, is to have a rebated opening formed in same, suitable for and fitted with a cast iron orating and frame, or cover and frame, of the size and mass specified with the frame bedded in cement mortar. The bottom of the sump, manhole, etc. and the exposed surfaces of the cover slab are to be finished smooth in 1:3 cement plaster with angles rounded. The internal brick surfaces are to be faced with smooth facing bricks and pointed with flush joints.

Inspection chambers and manholes with an invert not exceeding 1m shall have an internal dimension of 470mm x 700mm and those exceeding 1m shall have an internal dimension of 920mm X 920mm. Where the invert of the hole exceeds 1m, a 150mm thick reinforced concrete Class C corbel slab, reinforced as detailed, with opening size 470mm x 700mm formed in same and finished smooth off the formwork, is to be built into the brick sides at a height not exceeding 1, 5 inches above the concrete bottom with the reduced manhole shaft built off the top of the corbel slab. Cast iron step irons spaced at 300mm staggered centres vertically are to be built into one side of all manholes with an invert exceeding 1m. Where measured in number, rates for all sumps, manholes, etc. are to include for excavating to the depths required, taking precautions against collapse of sides of excavations, staging, ramming, pumping and baling to keep excavations free from water or mud, filling around and ramming and depositing and levelling spoil on site or carted away as directed. Ends of pipes are to be built through the sides of the sumps, manholes, etc. and rates are to include for this.

**SOIL DRAIN MANHOLES AND INSPECTION CHAMBERS:** —are to be of the internal diameter and inverts specified and are to be constructed of pre-cast reinforced concrete manhole ring sections with walls a minimum of 50mm thick, pre-cast reinforced concrete cover slabs and spacer pieces complying with SANS Specification 677. The joints for the ring sections shall be of the ogee type. The bottom shall be of concrete Class C-cast insitu. The placing of the concrete bottom and benching shall be carried out in three stages with the initial stage being the laying of the concrete bottom projecting 100mm beyond the external diameter of the manhole on which is laid the inspection eye pipe, branches, etc. The second stage comprises the laying of concrete within the manhole to the height of the pipes and around the perimeter of the bottom to a height of not less than 25mm above the collar of the pipe at the highest end. This annular base is to be shuttered to provide a horizontal setting for the first ring section which is to be firmly bedded in the wet concrete. The third stage comprises the laying of the benching within the initial ring section and finished in 1:3 cement plaster with all angles rounded. Thereafter, the ring sections of the required standard height are joined together to form the required depth, with all joints primed with "Bituprime" and sealed with "Bitujoint Putty". A 125mm thick pre-cast reinforced concrete cover slab, rebated on underside to suit ring sections and with opening size 600mm x 600mm formed in same is to be bedded on top of the ring section. The shaft above the cover slab is to be constructed of either pre-cast reinforced concrete spacer units to suit the type of cast iron cover and frame specified, or one brick kerb walls faced internally with smooth facing bricks jointed with flush joints, and finished on top with an

85mm thick pre-cast concrete Class C cover slab, reinforced as detailed and bedded in cement mortar with the exposed surfaces finished smooth in 1:3 cement plaster with all angles rounded. The cover slab is to have a rebated opening formed in same suitable for and fitted with cast iron cover and frame of the size and mass specified, with the frame bedded in cement mortar.

**MANHOLE COVERS AND FRAMES:-** Cast iron, Concrete or Cultured Polymer covers and frames to be suitable for the area of usage.

**SOAK PITS:** — shall be of the lengths and widths specified and shall be a minimum of 900mm deep below the invert of the inlet pipe. A perforated pitch-fibre drainpipe, jointed to the inlet pipe and with other end capped, is to be laid level in a 19mm stone packing of a minimum thickness of 15mm below and at sites of pipe and a minimum thickness of 150mm below the top of the pipe. The remainder of the soak pit is to be filled with stone graded STANDARD PREAMBLES TO ALL TRADES 66

Rev 3 January 2009

from 50mm to 75mm, to a level of 50mm above the top of the pipe. The stone is to be covered with corrugated asbestos cement sheets extending 150mm beyond the walls of the soak pit all round. The trench shall be backfilled above the sheeting to a minimum depth of 300mm lightly rammed with the final 100mm of backfilling being approved topsoil from the excavations.

**SEPTIC TANKS:** —shall be of the internal sizes specified and are to be constructed of one brick sides built in 1:3 cement mortar on 150mm thick concrete Class C bottom laid to falls. A half brick baffle wall finished 75mm below underside of concrete cover slab and with opening size 150 x 150mm high formed in wall is to be built in 1:3 cement mortar on the concrete bottom. A 115mm thick reinforced concrete Class C cover slab, reinforced as detailed, is to be cast in-situ on removable formwork and is to have two openings formed in same, each suitable either for and fitted with 600 x 450mm x 38 kg cast iron single seal manhole cover and frame, or for the shaft of the inspection chamber built off the cover slab in one, brick walls in 1:3 cement mortar with smooth face bricks internally, finished on top with 85mm thick pre-cast concrete Class C cover slab, reinforced as detailed and rebated for and fitted with 600 X 450mm X 38-kg cast iron single seal manhole cover and frame. The bottom and sides of the septic tank are to be finished in 1:3 cement plaster, 19mm thick, with an approved waterproofing compound added, with all internal angles covered to 50mm radius. Inlet and outlet chambers attached at either end of the septic tank shall be size 600 x 450mm internally, of the depth required and each shall be constructed of one brick walls built in 1:3 cement mortar on a concrete Class C bottom 150mm thick, or where extended above the top of the septic tank cover, built off the cover and finished on top with 85mm thick pre-cast concrete Class C cover slab, reinforced as detailed and bedded in cement mortar with the exposed surfaces finished smooth in 1:3 cement plaster with angles rounded. The cover slab is to have a rebated opening formed in same suitable for and fitted with a 600 x 450mm x 38 kg cast iron single seal manhole cover and frame. Chambers shall be provided with inspection eye pipes or bends, straight or curved channel sections, benched up to sides of chambers in concrete Class C, finished in 1:3 cement plaster with all angles rounded.

The inlet and outlet of the septic tank shall be formed of cast iron square junction piece with tail-pipe extending 300mm below water level in tank, built in through end walls and jointed to channels in inlet and outlet chambers.

**TESTING OF DRAINS, MANHOLES AND INSPECTION CHAMBERS:** — All drains, manholes and inspection chambers with the exception of subsoil drains shall be constructed so as to be watertight. No trenches shall be backfilled or pipes encased in concrete until the drains have been tested and approved. Any drains covered by the Contractor prior to testing shall be exposed at the Contractor's expense.

The Contractor shall give at least 24 hours notice of any particular length between manholes ready for testing. The drains shall not be tested until a period of 24 hours, or such other period as may be required, has been allowed for the pipe joints to set. The

Contractor shall provide all necessary testing apparatus, expanding plugs, stoppers, water and any other materials and all labour that may be required for carrying out the tests.

The whole of the drainage system shall be tested using one or more of the following tests:-

(a) **Visual test**— Each length of pipe shall be inspected for invert level grade, direction and line. Internal inspection of the bore of the pipes shall be made using mirrors and a powerful source of light. The drains must be free of invert lips and the bases of the pipes must be straight.

(b) **Air test** — All openings in the drain shall be plugged and sealed and all associated traps filled with water and air pumped into the drains until a manometric pressure of 40mm is indicated, after which, without further pumping, the pressure shall not drop below 25mm for a period of at least 30 seconds.

After the entire drainage system has been completed, all plumbing fittings installed and permanently connected up, and traps filled with water, a final air test shall be applied to the whole system.

STANDARD PREAMBLES TO ALL TRADES 67

Rev 3 January 2009

(c) **Water test**— All openings-in the drain, except the highest one, shall be plugged and sealed and the drain filled with water so that every part of the system is tested under a head of water of not less than 1.5m and not more than 3.5m. After allowing period of 10 minutes for initial absorption, the amount of water it shall be necessary to add to maintain the water level over the next 15 minutes shall not exceed a rate of 25 litres for 100mm diameter pipe and 3,75 litres for 150mm diameter pipe for 100m of drain and an equivalent rate for larger drains. In carrying out the water test, the head of water shall be obtained by providing temporary pipes, fittings, etc. wherever necessary or by such other method as may be approved.

In cases where the maximum head of water, owing to the gradient of the drains, would be exceeded in any section, inspection eyes at suitable intervals may be provided and the drain plugged, in order not to subject the lower portion of the drain to a greater head of water than that required. Drains must be free of air before testing.

(d) **Manhole and Inspection Chamber test** — The inlet and outlet pipe hose shall be plugged and sealed and the inspection chamber filled with water. After allowing the water to stabilise due to absorption, the water level should not fall more than 5mm in 2 hours.

**DEFECTS TO BE MADE GOOD:** — Should the drain system fail to withstand the above tests, all defects shall be made good and the tests repeated at the Contractor's expense until the whole system is sound and passed to the satisfaction of the Department. In making good, all defective parts shall be cut out and replaced with new. No patching of pipes, joints or connections will be permitted.

**SHEET METALWORK:** — generally is to be lapped 75mm at ends and 150mm at angles, unless otherwise specified. Rates for sheet metalwork shall include for all labour, cutting and waste, laps, seams, welts, angles, clips, tacks, soldered dots, riveting, soldering, brazing, burning, nailing, dressing and wedging as required. All measurements are net with no allowance being made for laps, seams, welts, angles, clips and tacks or waste in cutting. Where stepped flashings are described as to flat slope, the pitch of the roof to which they apply does not exceed 40 degrees

(a) **Galvanized sheet iron:** — shall be of an approved brand of the thickness specified after galvanising and having a galvanized coating of "Isacor Coating Designation Z450". Corroded or otherwise defective sheets shall not be used. All nailing or screwing shall be done with galvanized nails or screws.

(b) **Sheet aluminium:** — shall be of the thickness and quality specified. All nailing shall be done with aluminium alloy nails and all screwing done with stainless steel screws.

(c) **Sheet copper:** — shall be cold rolled sheet of the thickness and temper specified. Sheet copper for covering flat roofs and for valley and gutter linings, flashings, soakers, etc. shall

be of dead-soft temper and for eaves gutters, rainwater pipes and other unsupported or semi self-supported work shall be of half-hard temper. All nailing shall be done with copper or copper alloy nails and all screwing done with brass screws.

(d) **Sheet lead:** — shall be best milled sheet lead of the full mass specified and of equal thickness throughout and must comply with SANS Specification 1178.

**LININGS TO VALLEYS:** — shall be of the material specified, lapped 200mm at ends and dressed up on to purlins or battens at sides of valleys with edges bent back to form open beads.

**LININGS TO SECRET GUTTERS:** — at back of chimney stacks and wall abutments and at raking intersections of walls and roofs shall be of the material specified, turned 100mm up vertical surfaces and dressed 250mm up roof slope and on to purlin or batten at edge.

STANDARD PREAMBLES TO ALL TRADES 68

Rev 3 January 2009

**SOAKERS:** — to slate covered roofs shall be of galvanized sheet iron or sheet copper of 0.6mm thickness, 450mm wide to closed valleys and 250mm wide to raking intersections of roofs with vertical wall and chimney stack abutments and turned 75mm up vertical surfaces. Soakers shall be 75mm longer than the gauge of the slate roofing.

**UNDER-FLASHINGS:** — to all iron roofs and where specified to slate or tiled roofs shall be 0.6mm thickness galvanized sheet iron. Flashings to asbestos cement roofs shall be asbestos cement preformed units fitted in accordance with the manufacturer's instructions. Where specified, copper flashings shall be formed from sheet of 0.6mm thickness and aluminium flashings shall be formed from 1200-H4 quality sheet of 0.6mm thickness. Lead flashings, where specified, shall be formed from sheet having a mass of 24 kg/in<sup>2</sup>.

**COVER FLASHINGS:** — shall be either galvanized sheet iron, copper or aluminium, as specified, of 0.6mm thickness fitted over under-flashing, stepped where required on rake and with top edge bent and wedged 25mm deep into joint of brickwork or groove formed in concrete face and flush pointed in 1:3 cement mortar.

#### **FLASHINGS AROUND PIPES THROUGH ROOF COVERINGS**

(a) Pipes through preformed sheet steel roofing shall be flashed around with 0.6mm galvanized sheet iron apron pop-riveted to top of roofing with edges cut and dressed to profile of roofing, soldered all round and with conical sheet iron 'u' stand, riveted and soldered at joint and at base to apron. The top of the conical upstand is to be fixed around the pipe with 25mm x 3mm galvanized mild steel strap wrapped around the pipe and fixed with a galvanized steel gutter bolt.

(b) Pipes through fibre cement roofing shall be flashed around with 24 kg/in<sup>2</sup> lead apron dressed into corrugations, bedded in mastic and bolted to roof sheeting with galvanized steel gutter bolts and with conical lead upstand, wiped on at joint with apron, and secured around pipe with copper wire.

(c) Pipes through slate or tile roofing shall be flashed around with 24 kg/in<sup>2</sup> lead apron dressed to profile of slates or tiles with top edge of lead apron dressed over back edge of slate or tile under overlap of slates or tiles. A conical lead upstand, wiped on at joint with apron, is to be secured around the pipe with copper wire.

(d) Pipes through pre-printed or embossed sheet steel or aluminium roofing shall be flashed around with flexible glass-fibre reinforced waterproofing dressed to profile of roofing, pop-riveted around edges to roofing and dressed up and around pipe. The waterproof is to be finished in a colour to match that of the roofing material.

#### **RAINWATER PIPES**

##### **GENERALLY:**

Full bore outlets for flat roofs are not allowed. Where flat roofs are specified, it is preferred to have a drain along the edges into a common outlet. Where roof cover is of 'Chromodek' sheets, the preferred guttering is of the same material in the same colour in continuous lengths.

(a) **Unplasticised polyvinyl chloride (UPVC) rainwater pipes and accessories** shall comply with SANS Specification 967 and must be fixed clear of the finished wall face on

stock pattern brackets in accordance with the manufacturer's instructions.

(b) **Galvanized mild steel rainwater pipes**, shall be medium quality screwed and socketed normalised welded mild steel pipes, galvanized inside and outside, and shall comply with SANS Specification 62.

Fittings for galvanized mild steel pipes shall comply with SANS Specification 509. The screwed joints must be made with lead paint and hemp or approved thread sealing tape. The pipes must be fixed clear of the finished wall face with galvanized cast iron hinged  
STANDARD PREAMBLES TO ALL TRADES 69

Rev 3 January 2009

holderbats built into walls at not exceeding 2m centres in 1:3 cement mortar.

#### **EAVES GUTTERS**

a) **Galvanized sheet iron gutters, rainwater heads, etc.** shall be formed from 0.6mm sheet and must have beaded edges with all laps riveted and soldered. Corners must be reinforced with 0.6mm X 50mm wide galvanized sheet iron strips and must be soldered across the inside of the angles.

Gutters must be laid to even falls on approved galvanized mild steel gutter brackets screwed to roof timbers at approximately 1m centres. Half round pattern gutters shall be bolted to each bracket with 6mm galvanized gutter bolt fitted close to the beaded edge. Rectangular pattern gutters shall be fixed at each bracket with galvanized mild steel  
longscrew

with 1mm thick galvanized sheet iron spacer tube.

(b) **Fibre cement gutters and accessories** shall be of approved manufacture, not less than 6mm thick, with spigot and socket joints made in an approved mastic compound in accordance with the manufacturer's instructions. Gutters must be laid to even falls on approved aluminium alloy or stock asbestos cement brackets screwed to roof timbers at the manufacturer's recommended spacings.

(c) **Unplasticised polyvinyl chloride (UPVC) gutters and accessories** shall comply with SANS Specification 11 and must be laid to falls and fixed on brackets in accordance with the manufacturer's instructions.

#### **SANITARY PLUMBING AND FITTINGS, WASTE, VENTILATION AND ANTI-SIPHON PIPES**

(a) **Unplasticised polyvinyl chloride (UPVC) pipes and fittings** shall be of approved manufacture marked with the manufacturer's name and trade name, the nominal bore and the South African Bureau of Standards mark and shall comply with SANS Specification 967. Joints shall be made with injection moulded fittings in accordance with the manufacturer's instructions and SANS Code of Practice 0112. The pipes must be fixed clear of the finished wall face with aluminium alloy holderbats fitted with plastic cushion strips with the holderbats fixed to plugs in wall.

(b) **Polypropylene pipes and fittings** shall be of approved manufacture and shall have a mechanical form of jointing. Pipes and fittings are to be fixed and jointed in accordance with the manufacturer's instructions.

(c) **Multilayered pipes** shall be of approved manufacture and shall have a mechanical form of jointing. Pipes and fittings are to be fixed and jointed in accordance with the manufacturer's instructions.

**SANITARY FITTINGS:** — All sanitary ware must comply with SANS 497 Specifications and be fitted with Ball-O-Cock valves in supply lines.

**Wash hand basins** shall be of white glazed fireclay or vitreous china of the type and size specified. Basins shall have an integral overflow to non patient treatment facilities and be fitted with 32mm chromium plated waste union with flange and grating, rubber plug on chromium plated brass chain and, where required, tap hole stopper cemented in.

**WC pans** shall be of white glazed fireclay or vitreous china of the type specified with 'S' or 'P' trap with straight or side outlet and shall be fitted with single or double flap plastic seat as required, secured to pan with concealed brass holding down bolts. Pans shall be bedded on the concrete floors in 1:3 cement mortars. Pans in seclusion rooms and other

public areas to be 'Gypsy' vandal proof – or other approved.

**Glazed ceramic urinals** of the bowl or stall type shall be of white glazed fireclay or vitreous china. Bowl urinals shall be fitted with 40mm chromium plated waste union, with flange and

STANDARD PREAMBLES TO ALL TRADES 70

Rev 3 January 2009

domical grating and with spreader with flush pipe connector. Stall urinals shall be fitted with 75mm chromium plated waste union with flange and hinged domed grating and with spreader with flush pipe connector.

**Flushing cisterns** shall be as specified, either of white porcelain enamelled cast iron, white glazed fireclay, vitreous china or black plastic complying with SANS Specification 821, each with body and cover. Cisterns shall be a maximum of 11 litre capacity and the flushing apparatus shall be of brass, copper or other corrosion resistant metal, PVC or other approved plastic or of an approved ceramic material. All cistern lids must be able to be **screwed** down. Connections for flush pipe, inlet and overflow pipe must be provided in the body. Cisterns shall be fitted with 15mm brass ball valve with copper, PVC or polystyrene ball and with either chromium plated operating lever handle or galvanized steel pull chain and handle. A galvanized, white enamelled or chromium plated steel or copper flush pipe, of the required length, as specified, is to be jointed to the flush pipe connection on the body of the cistern and in the case of WC pans is to be fixed to the inlet of the pan with an approved patent adaptor. From the overflow connection on each cistern a 22mm copper overflow pipe, bent as required, shall be taken through wall to discharge externally, with ends splay cut and projecting 50mm beyond wall face, or where this is not possible, bent to discharge into WC pan.

**Baths** shall be enamelled cast iron baths of the type and size specified, holed for and fitted with chromium plated brass overflow union with grating, 40mm chromium plated brass waste union with flange and grating, rubber plug on chromium plated brass chain and fitted with adjustable cast iron feet. The fall along bottom of baths from head ends to outlets must be adequate for complete emptying.

Stainless steel sinks and drainers shall be of the types and sizes specified with exposed surfaces buffed to a satin finish and sound deadened on underside by application of an approved sound deadening coating. Splashbacks with tiling keys shall be provided at back and at ends against walls or as specified. Sink bowls are to be pressed out of single sheets with complete drainage to outlets and each bowl is to be fitted with integral built-in overflow with chromium plated brass grating and 40mm recessed waste outlets with chromium plated brass waste union with grating, rubber plug and chromium plated brass chain. Sink bowls, unless otherwise specified, are to be 450 x 355 x 140mm deep. Drainers are to be pressed out of single sheets and are to have pressed flutes to give complete drainage.

(a) For domestic use — Sinks shall comply with SANS Specification 242 and shall be manufactured from A.I.S.I. Type 430 stainless steel 0.8mm thick for units not exceeding 2,4m long and from stainless steel 1.2mm thick for units exceeding 2,4m Long. -

(b) For hospital use and laboratories — Sinks shall be manufactured from A.I.S.I. Type 304 stainless steel 0.9mm thick for units not exceeding 2.4m long and from stainless steel 1.2mm thick for units exceeding 2.4m long.

**Stainless steel wash hand basins and wash troughs** shall be of the types and sizes specified complying with SANS Specification 906, with exposed surfaces buffed to a satin finish and sound deadened on underside by application of an approved sound deadening coating. Each basin or wash trough in non patient treatment area's are to be fitted with integral built-in overflow with chromium plated brass grating and 40mm recessed waste outlet with chromium plated brass waste union with grating, rubber plug and chromium plated brass chain.

**Stainless steel urinals** shall be of the types and sizes specified complying with SANS Specification 924 and shall be manufactured from A.I.S.I. Type 304 stainless steel, 1.2mm thick, buffed to a satin finish and sound deadened at back by application of an approved sound deadening coating. The back and sides of urinals are to be made rigid by means of

integral pressed ribs or by bowing. Edges at sides and top are to have plaster key. Tread plates are to be ribbed and the front edges are to be stiffened and bent to form key for floor finish. The trough shall be a minimum of 125mm wide and half round in section with all corners radiused and shall fall to ensure complete drainage to 75mm recessed outlet with STANDARD PREAMBLES TO ALL TRADES 71

Rev 3 January 2009

chromium plated domed hinged grating and frame.

**RATES FOR SANITARY WARE:** — shall include for the supply and fixing of the units as specified and for cleaning, washing and leaving in a satisfactory condition on completion.

#### **BELOW GROUND WATER RETICULATION**

**Unplasticised polyvinyl chloride (UPVC) piping and fittings** shall be of approved manufacture complying with SANS Specification 966. Pipes must be of the class specified and must be marked with the manufacturer's name, trade name or registered trademark, nominal diameter, class reference and the SANS mark. Pipes shall be laid and jointed in accordance with the manufacturer's instructions.

**High density polyethylene (HDPE) piping** shall be of approved manufacture complying with SANS Specification 533 and shall be of the class specified, laid and jointed in accordance with the manufacturer's instructions. Piping must be jointed with compression fittings with compression rings and coupling nuts.

**High Density Polyethylene / Polypropylene / Multilayered piping** shall be of approved manufacture, complying with SANS Specification 15875-1-2004 & 2/2003 & 1315, laid and jointed in accordance with the manufacturer's instructions.

**Copper piping** shall be of approved manufacture complying with SANS Specification 460 and shall be of Class 2. Pipes must be jointed with brass compression fittings with compression rings and coupling nuts complying with SANS Specification 1067 Part I Type 'A'. Copper piping must be bent, where required, with an approved bending machine.

#### **ABOVE GROUND WATER SUPPLIES**

**Colour Coding Cold Water Supply** the exposed piping for this non potable (recycled) water shall be colour banded Brilliant Green (B49) / Yellow Band(H10).

The other exposed piping for potable (drinkable) water shall be colour banded Brilliant Green (B49) / Blue Band(F29)

**Galvanized mild steel piping for water supplies** shall be medium quality screwed and socketed normalised welded mild steel pipe, galvanized inside and outside, and shall comply with SANS Specification 62.

Fittings to galvanized mild steel piping shall be steel pipe fittings complying with SANS Specification 62 or malleable cast iron fittings complying with SANS Specification 509.

**Copper piping** shall be of approved manufacture, complying with SANS Specification 460 and shall be of Class 2 – fixed and jointed in accordance with the manufacturer's instructions. Class 2 copper piping must be jointed with brass compression fittings with compression rings and coupling nuts complying with SANS Specification 1067 part I Type 'A'.

**Polypropylene / Multilayered Piping** shall be of approved manufacture, complying with SANS Specification 1315, laid and jointed in accordance with the manufacturer's instructions. This applies to hot and cold water supply within ceiling spaces also.

**Stainless steel piping** shall be of approved manufacture, complying with SANS Specification 4127 and shall be A.I.S.I. Type 304 L. Fittings to stainless steel piping not exceeding 50mm nominal bore shall be brass compression fittings with compression rings and coupling nuts.

Piping exceeding 50mm nominal bore shall be welded piping with 1.5mm wall thickness, unless otherwise stated, and of A.I.S.I. Type 316 stainless steel. Joints are to comprise approved A.I.S.I. Type 316 stainless steel pressed collars welded to ends of pipes and fittings with loose galvanized mild steel slip-on flanges complete with galvanized mild steel bolts, nuts and washers, and neoprene gaskets. Fittings must be A.I.S.I. Type 316

STANDARD PREAMBLES TO ALL TRADES 72



Rev 3 January 2009

stainless steel butt weld fittings.

Phosphoric acid based fluxes must be used for all welded joints which are to be argon arc TIG welded using Type 316 filler rods, with the welds treated with suitable pickling compound.

**WATER TAPS AND VALVES:** — Water taps, stopcocks, ball-o-cocks and wheel valves shall be of approved manufacture complying with SANS Specification 226.

Ball valves with brass valve and copper or plastic ball float shall be of approved manufacture complying with SANS Specification 1056. Plastic floats when supplied, must comply with SANS Specification 1006.

Full Bore Teflon Seated Ball Valve shall be of approved manufacture complying with SANS Specification 664. Valves shall be clockwise closing with non-rising, cap-fitted spindles and flanked connections and of the class specified.

Pressure reducing valves shall be of approved manufacture complying with SANS Specification 198.

**FIXING OF WATER PIPES:** — Galvanized mild steel water piping shall be fixed, unless otherwise described, to walls or ceilings with galvanized malleable iron holderbats (school board pattern), built into walls in 1:3 cement mortar. Pipes shall be fixed to timber work with galvanized mild steel pipe clips screwed on.

Copper and stainless steel water piping shall be fixed, unless otherwise described, to walls or ceilings with brass holderbats (school board pattern) built into walls in 1:3 cement mortar. Pipes shall be fixed to timber work with brass or copper pipe clips screwed on.

**Polypropylene / Multilayered Piping** - shall be fixed to walls according to manufacturers recommendations.

**CONCRETE THRUST AND ANCHOR BLOCKS:** — shall be of the sizes required and provided where directed to anchor the water pipelines against the thrust due to hydrostatic pressure. Concrete blocks shall be cast against the undisturbed face of the excavation. Backfilling behind the thrust face of the block will not be permitted.

**TESTING OF WATER MAINS:** — The whole of the water reticulation shall be subjected to a hydraulic test pressure 1.5 times the maximum working pressure of the pipeline. Testing of pipelines may only commence after the installation of all anchor blocks, valves and fittings have been completed. Testing shall be carried out between installed sluice valves whenever possible. Where this is not possible the ends of the pipes shall be sealed with end caps properly held in place with temporary props.

The tests shall be carried out on lengths not exceeding 300 metres.

The pipeline shall be filled from the lowest end in order to expel the air at the upper end through special taps or through service connections, stand pipes, etc. When full the line shall be allowed to stand for 24 hours and any further accumulated air shall be expelled. The full test pressure shall then be applied and maintained for one hour, during which time the line will be examined for any leaks, movement at anchors and other defects. Any defective work is to be taken out and replaced at the Contractor's expense and the whole retested until found satisfactory.

The Contractor shall provide all necessary testing apparatus, temporary end caps, plugs, stoppers, special taps and any other materials that may be required, and all labour for carrying out the tests.

**EXCAVATIONS FOR PIPE TRENCHES:** — Excavations for pipe trenches, gully traps, manholes, inspection chambers, valve chamber, soakpits and septic tanks shall be to the STANDARD PREAMBLES TO ALL TRADES 73

Rev 3 January 2009

depth and gradients shown on the drawings using sight rails and boning rods and shall include for taking precautions against collapse of sides of excavations, staging, pumping and baling to keep the excavations free from water or mud and for filling in and ramming.

The bottoms of pipe trenches are to be excavated to even falls. The barrel of the pipe, except where it is laid on a sand or concrete bed, must rest on solid ground and hand-holds

of sufficient size must be cut under pipe joints to enable the jointing and filleting to be properly performed. Any excavations taken out deeper than required shall be made up to the correct grade with well rammed earth. In intermediate or hard rock excavation and where a bedding is not specified, the trench bottom must be excavated 100mm deeper than required for the grade and be backfilled with well rammed earth.

The Contractor is to notify the Department when the trenches are ready for inspection and approval. Any work put in hand before approval has been given shall, if so required, be replaced with new at the Contractor's expense.

Notwithstanding such approval of the trench bottoms, any excavations which become waterlogged or otherwise spoilt after approval, shall be cleaned out and reformed at the Contractor's expense and to the satisfaction of the Department before any piping or sand or concrete beds are laid.

Depths of excavations as approved shall be checked and recorded by a Departmental Official and the Contractor before excavations are filled in.

For the purpose of any measurement, whatever size may have been excavated, excavations are taken as follows: — Trenches not exceeding 0.75m deep shall be taken 0.5m wider than the internal diameter of the pipe. This width shall be increased by 75mm for each successive depth of 0.75m to a maximum of 1m wider than the internal diameter of the pipe.

**BACKFILLING:** — No trench shall be backfilled until the Department is satisfied that the works therein have been satisfactorily completed, tested and are ready for backfilling. The backfilling around and 300mm above the pipe is to be of approved selected material, imported if necessary, free from rock or stone, carefully packed, watered and lightly rammed equally on either side of the pipe and then filled in above this level with suitable material from the excavations, watered and compacted in layers not exceeding 300mm thick with the top 300mm consolidated to dry density of not less than 95% MOD. A.A.S.H.O. density. Topsoil from the excavation is to be set aside and used in the final layer of backfilling.

Any disturbance of or damage to the pipes during backfilling must be made good by the contractor at his own expense.

All spoil from the excavations for trenches, etc. shall be deposited and levelled on site or carted away as directed. Any subsidence or depressions below the level of the adjacent ground shall be filled in, as and when necessary, until the end of the maintenance period.

**SIZES OF PIPES:** The diameters stated for galvanized mild steel piping, cast iron piping, vitrified clay piping and asbestos cement pressure piping (C.I.D.) are the nominal internal diameters. The diameters stated for all other pipes are nominal external diameters.

In the case of piping and fitting which are manufactured in imperial diameters, the size nearest the metric equivalent must be used.

**RATES FOR PIPES:** — Rates for all pipes, gutters, channels, etc. are to include for couplings in running lengths, joints, short lengths and cutting and fixing as required. Rates for mild -steel pipes shall include for all plain sockets and nipples. Where fittings have reduced ends or branches the fittings are described as "reduced" and the largest end or branch has been stated. The Contractor may use equal fittings with reducers or bushings if he so desires, but no claim for extras in this connection will be entertained.

**Rates for pipes fixed to walls, soffits of slabs, roof timbers, etc.** are to include for all

STANDARD PREAMBLES TO ALL TRADES 74

Rev 3 January 2009

brackets, holderbats, pipe clips and approved extended hangers where pipes are required to be laid to falls and for plugging and screwing or for cutting and pinning or building in tails of holderbats.

**Rates for piping** are to include for cleaning down at completion, and in addition, the rate for stainless steel piping is to include for polishing exposed piping, all to the approval of the Department.

**PROVINCE OF KWAZULU-NATAL  
DEPARTMENT OF HEALTH**

ZNQ –

IXOPO CLINIC - INSTALLATION OF BALL - O - STOP AND REPAIRS TO LEAKING  
WATER PIPE AND AT IXOPO CLINIC.

**SCHEDULE OF RATES**

**4.1 ITEMS AND PRICING**

The Department reserves the right to place an order for any quantities of items included in the Schedules. The Schedule of Rates must also not be assumed to include and describe every detail of the supply requirement, but must be taken and read in conjunction with the other parts of the document. Thus the supplier shall not have claim for further payment in respect of any order which may be described or implied in the contract, although apparently no corresponding items are given in the Schedule of Rates. The supplier shall be deemed to have satisfied himself before quoting as to the correctness and sufficiency of his quote for the contract and of the rates and prices stated in the Schedule of Rates.

**4.2 TAX AND DUTIES**

Prices, quoted and paid, must include all customs, excise and import duties, and any other tariffs or taxes levied by the government or statutory body having jurisdiction on the goods provided under this contract, **including Value Added Tax (applicable to the current rate)**.

**3.3 RATES**

Except where provision is made in the Schedule of Rates, the rates and prices inserted shall be the full rates and prices for the service delivered described under the respective items and shall cover all labour, transport, overhead charges and profit, etc. as well as the general liabilities, obligations and risks arising out of the Conditions of Contract, the overhead charges and profit being spread proportionately over the rates of the relative items in the Schedule of Rates.

Item No	Description			
	<p style="text-align: center;"><b><u>BILL NO 1</u></b></p> <p><b>ALTERATIONS</b></p> <p>The Tenderer is referred to the relevant Clauses in the Model Preambles to All Trades and to the Supplementary Preambles which are incorporated at the back of these Bills of Quantities.</p> <p>Unless otherwise described the preambles and full descriptions of all items appearing in all the bills of the preceding sections are to apply equally to this section.</p> <p><b>NOTES</b></p> <p>The materials to be used and the work to be done are to be similar and equal to the new work Contained in all the subsequent Bills.</p> <p>Unless otherwise described, the preambles and full Descriptions of the items appearing in all the subsequent Bills are to apply equally to this Bill.</p> <p>Items described as to be re-used or to be handed over to the Director are to be carefully dismantled where necessary and stacked on site where directed, and the Contractor will be responsible for their removal and storage until required, and shall make good all items missing, damaged or broken at his own expense.</p> <p>Unless otherwise described, no materials from the alterations shall be re-used in any new work without the written approval of the Director, with the exception of facing bricks required in filling to openings, etc., which may be re-used if free of cracks and chips and properly cleaned of all mortar.</p>			

Item No	Description			
	<p>The Contractor is to take all dimensions affecting the existing buildings on the site as he will be solely responsible for all new work being to the correct sizes.</p> <p>Prices are to include for carting away from site all materials not specifically mentioned as being stored on site for re-use or handed over to the Director and all rubbish, debris, etc., arising from the alterations, etc., and for making good all work damaged or disturbed to the approval of the Director.</p> <p>Tenderers are to include in pricing for the statutory Requirements with regard to the demolition and disposal of asbestos cement material arising from the works.</p> <p><b><i>All rubbish and debris must be carried away and the site left clean and unencumbered.</i></b></p>			
	ALTERATIONS			

Item no.	Description	Unit	Qty.	Rate	Amount
1.	removing copper pipe with diameter of 75 mm make good	m	1.5.		
Carried to Final Summary Alterations					R

Item no.	Description	Unit	Qty.	Rate	Amount
1.	<p style="text-align: center;"><b><u>BILL NO.2</u></b></p> <p><b>EARTHWORKS</b></p> <p>The Tenderer is referred to the relevant Clauses in the Model Preambles to All Trades and to the Supplementary Preambles which are incorporated at the back of these Bills of Quantities. Unless otherwise described the preambles and full descriptions of all items appearing in all the bills of the preceding section are to apply equally to this section.</p> <p>Excavations in soft rocks, hard rocks, concrete and soil etc. Not exceeding 1.5m deep, purpose of excavation is to replace the copper pipe and installation of ball-o-stop (Trench size 800 mm length x 300mm wide x 600 mm deep).</p> <p>excavation</p> <p><b>Carried to Final Summary</b> Earthworks</p>	0.14			R

Item no.	Description	Unit	Qty.	Rate	Amount
1.	<p style="text-align: center;"><b><u>BILL NO.3</u></b></p> <p><b>CONCRETE WORK</b></p> <p><b>Unreinforced concrete -15 mPa /19 mm concrete stones. All concrete is to be effectively cured.</b></p> <p>Footings and bases are to be kept wet for 7 days. Columns are to be wrapped in plastic for 7 days. Slabs are to be covered with plastic for 7 days.</p> <p>Supply, deliver and cast unreinforced concrete <b>slab</b>, size 500 x500 x 75 mm</p> <p>concrete</p> <p><b>Carried to Final Summary</b> Concrete work</p>	m <sup>3</sup>	0.019		R



Item no.	Description	Unit	Qty.	Rate	Amount
1.	<p style="text-align: center;"><b><u>BILL NO.4</u></b></p> <p><b>MASONRY</b></p> <p>The Tenderer is referred to the relevant Clauses in the Model Preambles to All Trades and to the Supplementary Preambles which are incorporated at the back of these Bills of Quantities.</p> <p>Supply, deliver and lay Brickwork NFX (Non facing extra) Bricks are laid in 1:3 cement mortar, Use stretcher bond to lay the bricks.</p> <p>The man hole is 500 x 500 x 600 mm deep and is resting on 75mm concrete slab</p> <p>Check the attached drawing (<b>Drawing 2</b>)</p> <p>bricks</p> <p><b>Carried to Final Summary</b> Masonry</p>	m <sup>2</sup>	0.94		R

Item no.	Description	Unit	Qty.	Rate	Amount
1.	<p style="text-align: center;"><b><u>BILL NO.5</u></b></p> <p><b>METAL WORK</b></p> <p>The Tenderer is referred to the relevant Clauses in the Model Preambles to All Trades and to the Supplementary Preambles which are incorporated at the back of these Bills of Quantities. Unless otherwise described the preambles and full descriptions of all items appearing in all the bills of the preceding section are to apply equally to this section.</p> <p>Supply, deliver and install cast iron frame and lead size 500 x 500 mm</p> <p><b>Carried to Final Summary</b> Metal Work</p>	no.	01.		R

Item No.	Description	Unit	Qty.	Rate	Amount
	<b><u>BILL NO. 6</u></b>				
	<b><u>PLUMBING AND DRAINAGE</u></b>				
	The Tenderer is referred to the relevant Clauses in the Model Preambles to All Trades and to the Supplementary Preambles which are incorporated at the back of these Bills of Quantities.				
	<b>Note:</b>				
	All notes and supplementary preambles in the various trades shall apply equally to this trade insofar as they are Relevant. SUPPLEMENTARY PREAMBLES				
	Pipes shall be firmly fixed to walls, etc., with coloured nylon snap-in pipe clips with provision for accommodating thermal movement and jointed and fixed strictly in accordance with the manufacturer's instructions.				
	All pipe diameters are nominal external. 'Polylink' polypropylene pipes: Polypropylene pipes 63mm diameter and over shall be Class 12 pipes jointed with cast iron 'Supra clamp' running joints.				
	Supply, deliver and install:				
1	Copper pipe with diameter of 75 mm ( to match existing pipe)	m	1.5		
2.	Ball - O - stop suitable for the 75 mm copper pipe	no.	01.		
3.	Copper to Iron Male suitable for 75 mm copper pipe	no.	03.		
4.	copper capillary 75mm straight coupler	no.	01.		
	<b>Carried to Final Summary</b> Plumbing and Drainage				<b>R</b>

Item No.	Description	Page no.	Amount
<b><u>Final summary</u></b>			
01.	Alterations.	19.	
02.	Earthworks.	20.	
03.	Concrete Work.	21.	
04.	Masonry	22.	
05.	Metal	23.	
06.	Plumbing and Drainage.	24.	
CARRIED TO QUOTATION FORM			R

The following documents must be returned with the quotation:

- CIDB Registration certificate under General Building
- Valid Tax Clearance

COMPILED BY: C.B. Ngcobo   
 CHIEF WORKS INSPECTOR AT HARRY GWALA HEALTH DISTRICT

CHECKED BY: B.J ZINDELA   
 DISTRICT ENGINEER AT HARRY GWALA HEALTH DISTRICT

**IMPORTANT**

**THIS FORM IS ONLY TO BE INCLUDED AND COMPLETED WHEN APPLICABLE TO THE QUOTATION.**

**OFFICIAL BRIEFING SESSION / SITE INSPECTION CERTIFICATE**

Site/building/institution involved: IXOPO CLINIC.

Quotation No.: ZNQ -

Service: INSTALLATION OF BALL - O - STOP AND REPAIRS TO LEAKING WATER PIPE AND AT IXOPO CLINIC.

R

\*\*\*\*\*

THIS IS TO CERTIFY THAT..... OF (STATE NAME OF TENDERER) ..... VISITED AND INSPECTED THE SITE ON ..... (DATE) AND IS THEREFORE FAMILIAR WITH THE CIRCUMSTANCES AND THE SCOPE OF THE SERVICE TO BE RENDERED.

.....  
SIGNATURE OF TENDERER OR AUTHORISED REPRESENTATIVE

DATE :.....

.....  
SIGNATURE OF DEPARTMENTAL REPRESENTATIVE

DEPARTMENTAL STAMP:

DATE :.....



**health**

Department:  
Health  
PROVINCE OF KWAZULU-NATAL

DIRECTORATE:

Physical Address: 111 Main Road, Ixopo, 3276

Infrastructure

Tel: 039 8348271 Fax: 039 8341746 Email: cyprian.ngcobo@kznhealth.gov.za  
www.kznhealth.gov.za

**PROJECT: INSTALLATION OF BALL - O - STOP AND REPAIRS TO LEAKING WATER PIPE AND AT IXOPO CLINIC.**

CRITERIA	POINT ALLOCATION	CONTRACTOR POINTS OBTAINED	COMMENTS
One verifiable order of similar work with completion certificates.	10.		
Director /shareholder with relevant qualifications in the construction industry or the qualification of the Artisan who is going to execute the job. He / She has to be present on site during construction work	30.		
Attach, the letter of good standing	10.		
Attach, active CIDB	10.		
Attach, EPWP attendance register and payment certificate.	10.		
Locality	30.		
<b>Total points</b>	<b>100</b>		

Minimum points required is 60









**On appointment compliance with the following:**

- Submission of site specific health and safety file.
- Covid 19 compliance
- Signing of site hand over certificate.
- Contractors staff to have identifiable workwear.
- Compliance with EPWP requirements.
- Submission of contractors program.
- Penalties will be imposed on defaulting contractors, formula as follows  $(0.00275 \times \text{total cost}) = \text{cost per day}$
- Contractors are requested to sign this document.

Contractor details

Initials and Surname : \_\_\_\_\_ Signature \_\_\_\_\_

# SEPTIC TANK – CLAY BRICKS (NFX)

<b>FBX</b>		<b>NFP</b>	
FACE BRICK EXTRA		NON-FACING PLASTERED	
Clay bricks that are selected or produced for their durability and high degree of uniformity of size, shape and colour		Clay bricks suitable for general building work that is to be plastered	
<b>FBS</b>		<b>NFX</b>	
FACE BRICK STANDARD		<del>NON-FACING EXTRA</del>	
Clay bricks that are selected or produced for their durability and uniformity of size and shape		Clay bricks suitable for use, plastered or unplastered, for general building work below damp-proof course or under damp conditions or below ground level where durability rather than aesthetics is the criterion for selection	
<b>FBA</b>		<b>E</b>	
FACE BRICK AESTHETIC		ENGINEERING UNITS	
Clay bricks that are selected or produced for their durability and aesthetic effect deriving from non-uniformity of size, shape, or colour		Any class masonry unit produced for structural or load-bearing purposes in face or non-face work, where the manufacturer supplies clay bricks to an agreed compressive strength. An engineering unit is designated by the addition of the letter E followed by a number equal to the nominal compressive strength in megapascals, e.g. FBSE21	
<b>PA</b>		<b>PB</b>	
CLAY PAVERS		CLAY PAVERS	
Clay pavers that are selected or produced for their durability and for a high degree of uniformity in size and shape, and that have dimensions such that the ratio of work size length to work size width is approximately 1,1;2:1 or 3:1.		Clay pavers that are selected or produced for their durability and for their uniformity in size and shape	

**DRAWING 2**