



KZN HEALTH

KZN Health Intranet

- HOME
- CORPORATE INFORMATION
- COMPONENTS
- DIRECTORY
- DISTRICT OFFICES
- HEALTH FACILITIES

KZN Health > Components > Supply Chain Management

AdvertQuote



Quotation Advert

Opening Date: 2021-10-26

Closing Date: 2021-11-05

Closing Time: 11:00

INSTITUTION DETAILS

Institution Name: Madadeni hospital

Province: KwaZulu-Natal

Department or Entity: Department of Health

Division or section: Central Supply Chain Management

Place where goods / services is required: Madadeni Hospital

Date Submitted: 2021-10-26

ITEM CATEGORY AND DETAILS

Quotation Number: ZNQ: MAD/347/22

Item Category: Services

Item Description: Repairs to Perimeter fence 700m from EMS to Western area
Requirements: CIDB 1ME and 1GB

Quantity (if supplies):

COMPULSORY BRIEFING SESSION / SITE VISIT

Select Type: Compulsory Briefing Session

Date: 2021-11-02

Time: 11:00 Late coming will not be entertained.

Venue: Madadeni hospital, Maintenance section

QUOTES CAN BE COLLECTED FROM: Quotes have been uploaded together with the advert, service providers are requested to come with them.

QUOTES SHOULD BE DELIVERED TO: Quotes must be sent to Madadeni.SCM@kznhealth.gov.za or hand deliver at Madadeni hospital, in the Admin tender box

ENQUIRIES REGARDING THE ADVERT MAY BE DIRECTED TO:

Name: Mr. AL Ntlangeni

Email:

Contact Number: 034 328 8269

Finance Manager Name: Mr. MP Msomi

Finance Manager Signature:

No late quotes will be considered

DECLARATION OF INTEREST

1. Any legal person, including persons employed by the state¹, or persons having a kinship with persons employed by the state, including a blood relationship, may make an offer or offers in terms of this invitation to quote (includes a price quotation, advertised competitive quote, limited quote or proposal). In view of possible allegations of favouritism, should the resulting quote, or part thereof, be awarded to persons employed by the state, or to persons connected with or related to them, it is required that the bidder or his/her authorised representative declare his/her position in relation to the evaluating/adjudicating authority where-
 - the bidder is employed by the state; and/or
 - the legal person on whose behalf the bidding document is signed, has a relationship with persons/a person who are/is involved in the evaluation and or adjudication of the quote(s), or where it is known that such a relationship exists between the person or persons for or on whose behalf the declarant acts and persons who are involved with the evaluation and or adjudication of the quote.

2. In order to give effect to the above, the following questionnaire must be completed and submitted with the quote.

- | | |
|--|---|
| 2.1. Full Name of bidder/representative..... | 2.4. Company Registration Number: |
| 2.2. Identity Number: | 2.5. Tax Reference Number: |
| 2.3. Position occupied in the Company (director, trustee, shareholder?)..... | 2.6. VAT Registration Number: |

2.7. The names of all directors / trustees / shareholders / members, their individual identity numbers, tax reference numbers and, if applicable, employee / persal numbers must be indicated in paragraph 3 below. [TICK APPLICABLE]

2.8. Are you or any person connected with the bidder presently employed by the state? YES NO

2.8.1. If so, furnish the following particulars:
 Name of person / director / trustee / shareholder/ member:
 Name of state institution at which you or the person connected to the bidder is employed:.....
 Position occupied in the state institution:Any other particulars:.....

2.8.2. If you are presently employed by the state, did you obtain the appropriate authority to undertake remunerative work outside employment in the public sector? YES NO

2.8.2.1. If yes, did you attach proof of such authority to the quote document? YES NO

(Note: Failure to submit proof of such authority, where applicable, may result in the disqualification of the quote.)

2.8.2.2. If no, furnish reasons for non-submission of such proof:

2.9. Did you or your spouse, or any of the company's directors / trustees / shareholders / members or their spouses conduct business with the state in the previous twelve months? YES NO

2.9.1. If so, furnish particulars:.....

2.10. Do you, or any person connected with the bidder, have any relationship (family, friend, other) with a person employed by the state and who may be involved with the evaluation and or adjudication of this quote? YES NO

2.10.1. If so, furnish particulars:.....

2.11. Are you, or any person connected with the bidder, aware of any relationship (family, friend, other) between any other bidder and any person employed by the state who may be involved with the evaluation and or adjudication of this quote? YES NO

2.11.1. If so, furnish particulars:.....

2.12. Do you or any of the directors / trustees / shareholders / members of the company have any interest in any other related companies whether or not they are bidding for this contract? YES NO

2.12.1. If so, furnish particulars:.....

3. Full details of directors / trustees / members / shareholders.

NB: The Department Of Health will validate **details of directors / trustees / members / shareholders** on CSD. It is the suppliers' responsibility to ensure that their details are up-to-date and verified on CSD. If the Department cannot validate the **information** on CSD, the quote will not be considered and passed over as non-compliant according to National Treasury Instruction Note 4 (a) 2016/17.

4 DECLARATION

I, THE UNDERSIGNED (NAME).....CERTIFY THAT THE INFORMATION FURNISHED IN PARAGRAPHS 2.

I ACCEPT THAT THE STATE MAY REJECT THE QUOTE OR ACT AGAINST ME SHOULD THIS DECLARATION PROVE TO BE FALSE.

..... Name of bidder Signature Position Date
-------------------------	--------------------	-------------------	---------------

¹"State" means –

- | | |
|---|---|
| a) any national or provincial department, national or provincial public entity or constitutional institution within the meaning of the Public Finance Management Act, 1999 (Act No. 1 of 1999); | c) provincial legislature; |
| b) any municipality or municipal entity; | d) national Assembly or the national Council of provinces; or |
| | e) Parliament. |

²"Shareholder" means a person who owns shares in the company and is actively involved in the management of the enterprise or business and exercises control over the enterprise.

SPECIAL CONTRACT CONDITIONS OF QUOTATIONS

1. AMENDMENT OF CONTRACT

- 1.1. Any amendment to or renunciation of the provisions of the contract shall at all times be done in writing and shall be signed by both parties.

2. CHANGE OF ADDRESS

- 2.1. Bidders must advise the Department of Health (institution where the offer was submitted) should their address (*domicilium citandi et executandi*) details change from the time of bidding to the expiry of the contract.

3. GENERAL CONDITIONS ATTACHED TO THIS QUOTATION

- 3.1. The institution is under no obligation to accept the lowest or any quote.
- 3.2. The price quoted must include VAT (if VAT vendor). However, it must be noted that the department reserves the right to evaluate all quotations excluding VAT as some bidders may not be VAT vendors.
- 3.3. The bidder must ensure the correctness & validity of quote:
- (i) *that the price(s), rate(s) & preference quoted cover all for the work/item (s) & accept that any mistakes regarding the price (s) & calculations will be at the bidder's risk*
- 3.4. The bidder must accept full responsibility for the proper execution & fulfilment of all obligations conditions devolving on under this agreement, as the Principal (s) liable for the due fulfilment of this contract.
- 3.5. This quotation will be evaluated based on the 80/20 points system, specification & correctness of information. All required documentation must be completed in full and submitted.
- 3.6. Offers must comply strictly with the specification.
- 3.7. Only offers that meet or are greater than the specification will be considered.
- 3.8. Late quotes will not be considered.
- 3.9. Expired product/s will not be accepted. All products supplied must be valid for a minimum period of six months.
- 3.10. A bidder not registered on the Central Suppliers Database or verification has failed will not be considered.
- 3.11. All delivery costs must be included in the quote price, for delivery at the prescribed destination.
- 3.12. Only firm prices will be accepted. Such prices must remain firm for the contract period. Non-firm prices (including rates of exchange variations) will not be considered.
- 3.13. In cases where different delivery points influence the pricing, a separate pricing schedule must be submitted for each delivery point.
- 3.14. In the event of a bidder having multiple quotes, only the cheapest according to specification will be considered. Furthermore a verification will be done to identify if bidders have multiple companies and are quoting (cover-quoting) for this bid. In such instances only the cheapest bid according to specification will be considered.

4. SPECIAL INSTRUCTIONS AND NOTICES TO BIDDERS REGARDING THE COMPLETION OF THIS QUOTATION.

- 4.1. Unless inconsistent with or expressly indicated otherwise by the context, the singular shall include the plural and vice versa and with words importing the masculine gender shall include the feminine and the neuter.
- 4.2. Under no circumstances whatsoever may the quotation/bid forms be retyped or redrafted. Photocopies of the original bid documentation may be used, but an original signature must appear on such photocopies.
- 4.3. The bidder is advised to check the number of pages and to satisfy himself that none are missing or duplicated.
- 4.4. Quotation submitted must be complete in all respects.
- 4.5. Any alteration made by the bidder must be initialled.
- 4.6. Use of correcting fluid is prohibited
- 4.7. Quotation will be opened in public as soon as practicable after the closing time of quotation.
- 4.8. Where practical, prices are made public at the time of opening quotations.
- 4.9. If it is desired to make more than one offer against any individual item, such offers should be given on a photocopy of the page in question. Clear indication thereof must be stated on the schedules attached.

5. SPECIAL INSTRUCTIONS REGARDING HAND DELIVERED QUOTATIONS

- 5.1. Quotation shall be lodged at the address indicated not later than the closing time specified for their receipt, and in accordance with the directives in the quotation documents.
- 5.2. Each quotation shall be addressed in accordance with the directives in the quotation documents and shall be lodged in a separate sealed envelope, with the name and address of the bidder, the quotation number and closing date indicated on the envelope. The envelope shall not contain documents relating to any quotation other than that shown on the envelope. If this provision is not complied with, such quotations/bids may be rejected as being invalid.
- 5.3. All quotations received in sealed envelopes with the relevant quotation numbers on the envelopes are kept unopened in safe custody until the closing time of the quotation/bids. Where, however, a quotation is received open, it shall be sealed. If it is received without a quotation/bid number on the envelope, it shall be opened, the quotation number ascertained, the envelope sealed and the quotation number written on the envelope.
- 5.4. A specific box is provided for the receipt of quotations, and no quotation found in any other box or elsewhere subsequent to the closing date and time of quotation will be considered.

- 5.5. No quotation/bid sent through the post will be considered if it is received after the closing date and time stipulated in the quotation documentation, and proof of posting will not be accepted as proof of delivery.
- 5.6. Quotation documents must not be included in packages containing samples. Such quotations may be rejected as being invalid.

6. SAMPLES

- 6.1. In the case of the quote document stipulating that samples are required, the supplier will be informed in due course when samples should be provided to the institution. (This decreases the time of safety and storage risk that may be incurred by the respective institution). The bidders sample will be retained if such bidder wins the contract.
 - (i) If a company/s who has not won the quote requires their samples, they must advise the institution in writing of such.
 - (ii) If samples are not collected within three months of close of quote the institution reserves the right to dispose of them at their discretion.
- 6.2. **Samples must be made available when requested in writing or if stipulated on the document.**
 - (i) If a Bidder fails to provide a sample of their product on offer for scrutiny against the set specification when requested, their offer will be rejected. All testing will be for the account of the bidder.

7. COMPULSORY SITE INSPECTION / BRIEFING SESSION

7.1. Bidders who fail to attend the compulsory meeting will be disqualified from the evaluation process.

- (i) The institution has determined that a compulsory site meeting take place
- (ii) Date / / Time : Place

Institution Stamp:	Institution Site Inspection / briefing session Official Full Name: Signature: Date:
--------------------	--

8. STATEMENT OF SUPPLIES AND SERVICES

8.1. The contractor shall, when requested to do so, furnish particulars of supplies delivered or services executed. If he/she fails to do so, the Department may, without prejudice to any other rights which it may have, institute inquiries at the expense of the contractor to obtain the required particulars.

9. SUBMISSION AND COMPLETION OF SBD 6.1

9.1. Should a bidder wish to qualify for preference points they must complete a SBD 6.1 document. Failure by a bidder to provide all relevant information required, will result in such a bidder not being considered for preference point's allocation. The preferences applicable on the closing date will be utilized. Any changes after the closing date will not be considered for that particular quote.

10. TAX COMPLIANCE REQUIREMENTS

- 10.1. In the event that the tax compliance status has failed on CSD, **it is the suppliers' responsibility to provide a SARS pin in order for the institution to validate the tax compliance status of the supplier.**
- 10.2. In the event that the institution cannot validate the suppliers' tax clearance on SARS as well as the Central Suppliers Database, **the quote will not be considered and passed over as non-compliant according to National Treasury Instruction Note 4 (a) 2016/17.**

11. TAX INVOICE

11.1. A tax invoice shall be in the currency of the Republic of South Africa and shall contain the following particulars:

- (i) the name, address and registration number of the supplier;
- (ii) the name and address of the recipient;
- (iii) an individual serialized number and the date upon which the tax invoice is issued;
- (iv) a description and quantity or volume of the goods or services supplied;
- (v) the official department order number issued to the supplier;
- (vi) the value of the supply, the amount of tax charged;
- (vii) the words tax invoice in a prominent place.

12. PATENT RIGHTS

The supplier shall indemnify the **KZN Department of Health** (here after known as the purchaser) against all third-party claims of infringement of patent, trademark, or industrial design rights arising from use of the goods or any part thereof by the purchaser.

13. PENALTIES

- 13.1. If at any time during the contract period, the service provider is unable to perform in a timely manner, the service provider must notify the institution in writing/email of the cause of and the duration of the delay. Upon receipt of the notification, the institution should evaluate the circumstances and, if deemed necessary, the institution may extend the service provider's time for performance.
- 13.2. In the event of delayed performance that extends beyond the delivery period, the institution is entitled to purchase commodities of a similar quantity and quality as a substitution for the outstanding commodities, without terminating the contract, as well as return commodities delivered at a later stage at the service provider's expense.
- 13.3. Alternatively, the institution may elect to terminate the contract and procure the necessary commodities in order to complete the contract. In the event that the contract is terminated the institution may claim damages from the service provider in the form of a penalty. The service provider's performance should be captured on the service provider database in order to determine whether or not the service provider should be awarded any contracts in the future.
- 13.4. If the supplier fails to deliver any or all of the goods or to perform the services within the period(s) specified in the contract, the purchaser shall, without prejudice to its other remedies under the contract, deduct from the contract price, as a penalty, a sum calculated on the delivered price of the delayed goods or unperformed services using the current prime interest rate calculated for each day of the delay until actual delivery or performance.

14. TERMINATION FOR DEFAULT

- 14.1. The purchaser, without prejudice to any other remedy for breach of contract, by written notice of default sent to the supplier, may terminate this contract in whole or in part:
 - (i) if the supplier fails to deliver any or all of the goods within the period(s) specified in the contract,
 - (ii) if the supplier fails to perform any other obligation(s) under the contract; or
 - (iii) if the supplier, in the judgment of the purchaser, has engaged in corrupt or fraudulent practices in competing for or in executing the contract.
- 14.2. In the event the purchaser terminates the contract in whole or in part, the purchaser may procure, upon such terms and in such manner as it deems appropriate, goods, works or services similar to those undelivered, and the supplier shall be liable to the purchaser for any excess costs for such similar goods, works or services.
- 14.3. Where the purchaser terminates the contract in whole or in part, the purchaser may decide to impose a restriction penalty on the supplier by prohibiting such supplier from doing business with the public sector for a period not exceeding 10 years.

15. FAILURE TO COMPLY WITH ABOVE WILL RESULT IN YOUR QUOTE BEING PASSED OVER.

PREFERENCE POINTS CLAIM FORM IN TERMS OF THE PREFERENTIAL PROCUREMENT REGULATIONS 2017

This preference form must form part of all quotes invited. It contains general information and serves as a claim form for preference points for Broad-Based Black Economic Empowerment (B-BBEE) Status Level of Contribution

NB: BEFORE COMPLETING THIS FORM, BIDDERS MUST STUDY THE GENERAL CONDITIONS, DEFINITIONS AND DIRECTIVES APPLICABLE IN RESPECT OF B-BBEE, AS PRESCRIBED IN THE PREFERENTIAL PROCUREMENT REGULATIONS, 2017.

1. GENERAL CONDITIONS

- 1.1 The following preference point systems are applicable to all quotes:
- the 80/20 system for requirements with a Rand value of up to R50 000 000 (all applicable taxes included); and
- 1.2 The value of this quote is estimated to not exceed R50 000 000 (all applicable taxes included) and therefore the 80/20 preference point system shall be applicable.
- 1.3 Points for this quote shall be awarded for:
- (a) Price; and
 - (b) B-BBEE Status Level of Contributor.
- 1.4 The maximum points for this quote is allocated as follows:

	POINTS
PRICE	80
B-BBEE STATUS LEVEL OF CONTRIBUTOR	20
Total points for Price and B-BBEE must not exceed	100

- 1.5 Failure on the part of a bidder to submit proof of B-BBEE Status level of contributor together with the quote, will be interpreted to mean that preference points for B-BBEE status level of contribution are not claimed.
- 1.6 The purchaser reserves the right to require of a bidder, either before a quote is adjudicated or at any time subsequently, to substantiate any claim in regard to preferences, in any manner required by the purchaser.

2. DEFINITIONS

- (a) **"B-BBEE"** means broad-based black economic empowerment as defined in section 1 of the Broad-Based Black Economic Empowerment Act;
- (b) **"B-BBEE status level of contributor"** means the B-BBEE status of an entity in terms of a code of good practice on black economic empowerment, issued in terms of section 9(1) of the Broad-Based Black Economic Empowerment Act;
- (c) **"bid"** means a written offer in a prescribed or stipulated form in response to an invitation by an organ of state for the provision of goods or services, through price quotations, advertised competitive bidding processes or proposals;
- (d) **"Broad-Based Black Economic Empowerment Act"** means the Broad-Based Black Economic Empowerment Act, 2003 (Act No. 53 of 2003);
- (e) **"EME"** means an Exempted Micro Enterprise in terms of a code of good practice on black economic empowerment issued in terms of section 9 (1) of the Broad-Based Black Economic Empowerment Act;
- (f) **"functionality"** means the ability of a tenderer to provide goods or services in accordance with specifications as set out in the tender documents.
- (g) **"prices"** includes all applicable taxes less all unconditional discounts;
- (h) **"proof of B-BBEE status level of contributor"** means:
 - 1) B-BBEE Status level certificate issued by an authorized body or person;
 - 2) A sworn affidavit as prescribed by the B-BBEE Codes of Good Practice;
 - 3) Any other requirement prescribed in terms of the B-BBEE Act;
- (i) **"QSE"** means a qualifying small business enterprise in terms of a code of good practice on black economic empowerment issued in terms of section 9 (1) of the Broad-Based Black Economic Empowerment Act;
- (j) **"rand value"** means the total estimated value of a contract in Rand, calculated at the time of bid invitation, and includes all applicable taxes;

3. POINTS AWARDED FOR PRICE

3.1 THE 80/20 PREFERENCE POINT SYSTEMS

A maximum of 80 points is allocated for price on the following basis:

$$P_s = 80 \left(1 - \frac{P_t - P_{\min}}{P_{\min}} \right) \text{ Where}$$

- P_s = Points scored for price of bid under consideration
- P_t = Price of bid under consideration
- P_{min} = Price of lowest acceptable bid

4. POINTS AWARDED FOR B-BBEE STATUS LEVEL OF CONTRIBUTOR

4.1 In terms of Regulation 6 (2) and 7 (2) of the Preferential Procurement Regulations, preference points must be awarded to a bidder for attaining the B-BBEE status level of contribution in accordance with the table below:

B-BBEE Status Level of Contributor	Number of points (80/20 system)
1	20
2	18
3	14
4	12
5	8
6	6
7	4
8	2
Non-compliant contributor	0

5. BID DECLARATION

5.1 Bidders who claim points in respect of B-BBEE Status Level of Contribution must complete the following:

6. B-BBEE STATUS LEVEL OF CONTRIBUTOR CLAIMED IN TERMS OF PARAGRAPHS 1.4 AND 4.1

6.1 B-BBEE Status Level of Contributor: =(maximum of 20 points)

(Points claimed in respect of paragraph 7.1 must be in accordance with the table reflected in paragraph 4.1 and must be substantiated by relevant proof of B-BBEE status level of contributor.)

7. SUB-CONTRACTING

(Tick applicable box)

7.1 Will any portion of the contract be sub-contracted?

YES	<input type="checkbox"/>	NO	<input type="checkbox"/>
-----	--------------------------	----	--------------------------

7.1.1 If yes, indicate:

- i) What percentage of the contract will be subcontracted.....%
- ii) The name of the sub-contractor.....
- iii) The B-BBEE status level of the sub-contractor.....

8. Whether the sub-contractor is an EME or QSE

(Tick applicable box)

iv) Specify, by ticking the appropriate box, if subcontracting with an enterprise in terms of Preferential Procurement Regulations, 2017:

YES	<input type="checkbox"/>	NO	<input type="checkbox"/>
-----	--------------------------	----	--------------------------

Designated Group: An EME or QSE which is at least 51% owned by:	EME	QSE
Black people	√	√
Black people who are youth		
Black people who are women		
Black people with disabilities		
Black people living in rural or underdeveloped areas or townships		
Cooperative owned by black people		
Black people who are military veterans		
OR		
Any EME		
Any QSE		

9. **DECLARATION WITH REGARD TO COMPANY/FIRM**

9.1 Name of company/firm:.....

9.2 VAT registration number:.....

9.3 Company registration number:.....

9.4 **TYPE OF COMPANY/ FIRM [TICK APPLICABLE BOX]**

- Partnership/Joint Venture / Consortium
- One person business/sole propriety
- Close corporation
- Company
- (Pty) Limited

9.5 **DESCRIBE PRINCIPAL BUSINESS ACTIVITIES**

.....
.....

9.6 **COMPANY CLASSIFICATION [TICK APPLICABLE BOX]**

- Manufacturer
- Supplier
- Professional service provider
- Other service providers, e.g. transporter, etc.

9.7 Total number of years the company/firm has been in business:.....

9.8 I/we, the undersigned, who is / are duly authorised to do so on behalf of the company/firm, certify that the points claimed, based on the B-BBE status level of contributor indicated in paragraphs 1.4 and 6.1 of the foregoing certificate, qualifies the company/ firm for the preference(s) shown and I / we acknowledge that:

- i) The information furnished is true and correct;
- ii) The preference points claimed are in accordance with the General Conditions as indicated in paragraph 1 of this form;
- iii) In the event of a contract being awarded as a result of points claimed as shown in paragraphs 1.4 and 6.1, the contractor may be required to furnish documentary proof to the satisfaction of the purchaser that the claims are correct;
- iv) If the B-BBEE status level of contributor has been claimed or obtained on a fraudulent basis or any of the conditions of contract have not been fulfilled, the purchaser may, in addition to any other remedy it may have –
 - (a) disqualify the person from the bidding process;
 - (b) recover costs, losses or damages it has incurred or suffered as a result of that person's conduct;
 - (c) cancel the contract and claim any damages which it has suffered as a result of having to make less favourable arrangements due to such cancellation;
 - (d) recommend that the bidder or contractor, its shareholders and directors, or only the shareholders and directors who acted on a fraudulent basis, be restricted by the National Treasury from obtaining business from any organ of state for a period not exceeding 10 years, after the *audi alteram partem* (hear the other side) rule has been applied; and
 - (e) forward the matter for criminal prosecution.

<p>WITNESSES</p> <p>1.</p> <p>2.</p>
--

<p>.....</p> <p>SIGNATURE(S) OF BIDDERS(S)</p> <p>DATE:</p> <p>ADDRESS.....</p> <p>.....</p> <p>.....</p>



PROVINCE OF KWAZULU-NATAL

DEPARTMENT OF HEALTH

**Replacement of the perimeter fence from ERMS
To Western fence**

MADADENI HOSPITAL

ZNQ NO:

Closing Date & Time : @ 11h00
Contract Period : 4Weeks
Validity Period : 60 Days
Technical Contact Person : MR. SV Mbatha
Contact Telephone Number : 034 328 8201
On Site Inspection :

WORK DISCIPLINE:

This is a multi-disciplinary Contract and Contractors should only tender for services in respect of their own area/s of expertise. The Tenderer shall in the Schedule of Information, and by way of supplementary information, satisfy the Head of Department or his or her designee that sufficient equipment is possessed to execute the services, or an indication shall be given as to the manner in which such equipment would be sourced. Should the Tenderer not be able to prove possession of, or ability to access, sufficient equipment, the Tender will be wholly disqualified. The Head of Department or his or her designee reserves the right to investigate the existence and/or proposed sourcing of equipment.

The Tenderer also will be required to satisfy the Head of Department or his or her designee that a sufficient/qualified and experienced labour force is employed, or that sufficient

experienced labour can be acquired, to complete the services and produce a fair quality of workmanship. The Tenderer will be required to produce adequate and sufficient references to enable the Head of Department or his or her designee to inspect previously completed work and assess the capacity of the Tenderer.

The Head of Department or his or her designee reserves the right to recommend that Tenderers execute work of only certain types and up to certain capacities due to the limitations of experience and skills of the Tenderer. Any limitations to such work tendered for will be recommended to the Central Procurement Committee for approval and will be applied strictly during the contract period.

Supply and install the fence from ERMS 1
To Western fence

The successful Tenderer shall supply all materials, labour, tools and plant etc., necessary to carry out maintenance, repairs, servicing, upgrading, replacement, and minor new works to buildings.

PROVINCE OF KWAZULU-NATAL
DEPARTMENT OF HEALTH

**Replacement of the perimeter fence from ERMS
To Western fence**

MADADENI HOSPITAL
ZNQ NO: _____

PROJECT SPECIFICATIONS

1. **NOTES TO TENDERERS**

1.1. **SCOPE OF CONTRACT**

This Contract is for the complete execution of the project indicated above.

1.2. **CONDITIONS OF CONTRACT AND PRELIMINARIES**

1.2.1 **PERIOD OF CONTRACT**

01Week as the Contract Period for the completion of *all Works* from date of Site handover.

1.2.2 **CONTRACT GUARANTEE:**

The successful Tenderer will **NOT** be required to submit a contract guarantee.

1.2.3 **GUARANTEE PERIOD**

The guarantee period for *all Works* and all materials must be for a minimum of **One (1) Year** from the date of first delivery. UNLES SPECIFIED

1.2.4 **SITE AND MODE OF PROCEDURE**

The work contained in this contract will be carried out on the site of the existing Institution.

Supply and install the fence from ERMS 2
To Western fence

The Contractor is advised that the existing premises will be occupied throughout the period of the contract.

Damage to existing buildings - Tenderers to note that any damages done or occurring to any of the buildings will be repaired at the expense of the contractor/ Tenderer.

The repairs must be to the satisfaction of the KwaZulu- Natal Department of Health.

1.2.5 **SATISFACTORY INSTALLATION**

The whole of the installation shall be carried out in accordance with the South African Bureau of Standards Code of Practice for the application of National Building Regulations, the KZNPA Standard Preambles to all Trades, REGULATION R158, the KZNPA General Electrical Specification, the South African Bureau of Standards Code of Practice for the Wiring of Premises 0142-1 and the Occupational Health and Safety Act 85 of 1993 as amended.

Copies of the KZNPA Standard Preambles to all Trades and the KZNPA General Electrical Specification are available at the office of the Secretary for Health – KwaZulu-Natal and can be obtained on request.

1.2.6 **CERTIFICATE OF COMPLIANCE**

NB: COC will be required for any electrical work done

1.2.7 **Health and safety act 85(1993)**

Safety file must be produced and handed to safety department before commencement

Supply and install the fence from ERMS 3
To Western fence

PROVINCE OF KWAZULU-NATAL
DEPARTMENT OF HEALTH

**Replacement of the perimeter fence from ERMS
To Western fence**

MADADENI HOSPITAL
ZNO NO: _____

TECHNICAL SPECIFICATIONS

2. TECHNICAL SPECIFICATION

2.1 GENERAL

This TECHNICAL SPECIFICATION shall be read in conjunction with all other sections of the SPECIFICATION and cognisance shall be taken of the clauses relevant to this particular installation, whether any specific clauses are referred to or not.

GENERALLY: — The Department shall be responsible for the initial location and exposure of all necessary boundary beacons and their indication to the Contractor at the site handover. The Contractor shall be responsible for subsequently ensuring that these beacons remain undisturbed and that the fencing is correctly aligned between boundary beacons. Should, during setting out of the further boundary beacons be uncovered or located and reasonable doubt arise regarding the correct alignment of fencing, then the Contractor shall be responsible for immediately notifying the Department, in writing, of such doubt, in order that the setting out may be checked and rectified, if necessary. All bushes, trees, old fencing, rocks, debris, long grass and other obstructions shall be removed from the fencing line to produce a clear even strip 500mm wide on either side. Trees, rocks or other items of horticultural or archaeological interest that are not to be removed will be indicated by the Department.

Straining Posts: - shall be erected at ends, corners and intermediately at not exceeding 30m centres with standards or intermediate posts erected between posts at not exceeding 3m centres.

Where fences are erected directly over boundaries, corner beacons shall be preserved by splaying the corner by planting two straining posts, each with one stay, 1 m from the beacon peg.

Security fences (i.e. fences with projecting overhangs if specified) shall be sited 350 mm back from the boundary line so that the end of the overhang is exactly on the boundary line.

Supply and install the fence from ERMS 4
To Western fence

SECURITY FENCING:

2.3m High security fencing shall consist of: -

- 1) Straining and Intermediate Posts (2.9mtr long).
- 2) Stays (2.6mtr long).
- 3) Welded mesh fencing (1.8mtr high).
- 4) Razor wire.
- 5) Concrete ground beam.
- 6) Tubular steel gate posts (when specified).

Straining and corner posts shall be 150mm ϕ x 3mm wall thickness steel tubing, in lengths as specified, with upper end capped and 3mm thick x 300mm x 300mm footplate welded to base. The whole shall be **hot dipped galvanized**. 80mm diameter stays x 3mm wall thickness shall be secured to posts with galvanized bolts. Straining posts to be positioned at maximum 30mtr c/c. Bottom of posts bedded in concrete to be painted with bitumen paint prior to erection. Where holes have to be drilled on site, drilling shall be cold galvanized before corrosion sets in.

Intermediate posts shall be 2.9mtr long x 100mm x 100mm square pre-stressed, precast concrete posts with top end splayed, spaced at maximum 3mtr apart. Stays for posts shall be prestressed reinforced concrete members of 75mm x 75mm x 2.6mtr long, splayed at the top end, with a 10mm ϕ x 50mm long galvanized steel pin attached to fit into a drilled hole in the upright and bonded to posts with approved epoxy.

Fence shall comprise of galvanized rectangular welded mesh fencing 1,80mtr high x

3.15mm ϕ x 25mm x 50mm rectangles fixed to 8 gauge or 3.15mm diameter – as

STANDARD PREAMBLES TO ALL TRADES 87

Rev 3 January 2009

specified - hardened galvanized steel straining wires x 5, spaced vertically at 450mm ϕ .

Welded mesh shall be secured to straining wires with 2mm ϕ galvanized tying wire spaced at a maximum of 250mm between ties. Fencing overlap to be a minimum of 150mm.

Straining wires shall be fixed to posts with doubled strands of 2mm ϕ galvanized tying

wire, pulled tight around posts and wound tightly around the straining wires.

Coils of 500mm ϕ galvanized flat wrap razor wire shall be fixed vertically above the welded mesh to a height of 450mm above the top of the welded mesh. Razor wire shall

be supported on and fixed to three strands of galvanized double strand barbed wire.

Barbed wire shall be fixed to the posts in the same manner as the straining wires.

Razor wire shall be fixed to the barbed wire at every intersection and laced to the concrete posts with galvanized tying wire.

NB: A 250mm wide x 150mm minimum depth concrete ground beam of 15mpa strength shall

be excavated for and cast along the entire length of the fence. Shuttering for the ground

Supply and install the fence from ERMS 5

To Western fence

beam sides shall be provided as required. Finished level of the ground beam shall be

50mm above final ground level at the highest point, finished in a straight line both vertically and horizontally. 75mm of the welded mesh fencing and the bottom straining

wire shall be embedded in this ground beam to secure the lower fence line. The top of

the concrete beam shall be shaped to allow water to run off the top of the beam to prevent water collecting and standing on top of the beam.

At any change in direction of the fence line, two 150mm \varnothing x 3mm wall thickness straining posts shall be erected with bottom ends embedded in a common concrete base with each

post stayed separately.

Concrete bases for posts shall be Class B (1:3:5-19mm stone) size 400 x 400 x 500mm deep, unless otherwise specified, with tops of bases 100mm below ground level.

When required, gateposts shall be supplied in steel tubing complying with CKS 82, 150mm

\varnothing x 5mm wall thickness, in lengths as specified, with upper end capped with 1.6mm thick pressed mild steel domed cap welded on and 3mm thick x 300mm x 300mm footplate welded to base. Gateposts are to be drilled and fitted with mild steel ferrules welded into position to receive 20 mm \varnothing mild steel hinges. Threaded 12 mm \varnothing studs or approved stay

collars are to be fixed on to the posts to locate and secure the top ends of stays. The whole

shall be hot dipped galvanized. Where holes for the threading and fixing of straining wires

are required, holes shall be drilled on site and cold galvanized on completion.

Stays shall have the top end flattened, bent as required, holed 12 mm \varnothing for bolting to post

and the whole hot dip galvanized.

Mild steel tubing for gate components shall comply with SANS Specification 657 Part 1. The diameters specified are the nominal external diameter of the tubing.

Straining wire: - shall be as specified, or either Type 1 galvanized wire of 3,15 mm diameter or Type 2 PVC coated galvanised wire with 3, 15 mm diameter core wire PVC coated to an overall diameter of 3,95 mm. Stainless steel straining wire when specified shall be 2,50 mm diameter A.I.S.I. Type 304 stainless steel, strained between posts and tied to same at terminal ends by turning each wire twice around the post and tying off by twisting it a minimum of three turns around the strained wire.

Binding or Tying wire: - shall be as specified, either Type 1 galvanised wire of 2 mm diameter or Type 2 PVC coated galvanised wire with 2 mm diameter core wire PVC coated

to an overall diameter of 2, 80 mm.

Galvanized barbed fencing wire: - shall consist of two strands of 1, 60 mm diameter high tensile steel wire twisted together with barbs at 125 mm centres and each row of barbed

Supply and install the fence from ERMS 6

To Western fence

wire shall be strained between posts and tied to same at ends by turning each wire around the post and tying off by twisting it a minimum of three turns around the strained wire.

Galvanising: - shall comply with SANS Specification 763 and all items of posts, stays, gate

STANDARD PREAMBLES TO ALL TRADES 88

Rev 3 January 2009

framing, etc., described as galvanised shall be hot dipped galvanised after fabrication with

Class A galvanising with all internal and external surfaces fully coated.

GATES: — Generally single gates and double gates shall be of the sizes stated and formed with mild steel tubular framing all round, covered with chain link wire mesh of the type specified laced to framing. Tubular framing to gates shall be mitred and welded at corners and, at all other intersections, the tubular framing shall be scribed and welded together with all welds ground smooth.

Preferred gate hinges are Bullet Type or through pin type hinges.

Where gates are to be hung on precast concrete posts, hinges shall be fixed to and including mild steel clamps, each formed of two 50 x 5 mm mild steel plates 200 mm long,

twice holed for and bolted on opposite sides of post with two 10 mm \varnothing x 140 mm galvanized

mild steel hex-head bolts and with each plate holed to receive 20 mm \varnothing gate hinge.

Each single gate and one leaf of each double gate shall be fitted with gate latch formed of

25 x 6 mm mild steel bracket, 550 mm girth, twice bent to U-shape with centre section 150

mm high and with ends scribed and welded to tubular stile of gate. A locking bar formed of

25 x 6 mm mild steel plate, 100 mm long, twice holed 13 mm diameter for shackle of padlock and for pad bolt, shall be welded to inside of bracket. The sliding pad bolt shall be

formed of 12 mm \varnothing mild steel rod, 220 mm long, with 25 x 6 mm mild steel flat bar 60 mm

long welded on at one end and holed 13 mm diameter for shackle of padlock. The stile of

the gate and the locking post or locking stile of the double gate shall be holed for and fitted

with mild steel ferrule welded in to receive pad bolt. In addition, fittings to each leaf of double gate shall comprise 50 x 6 mm mild steel locking bar, 80 mm long, holed 20 mm \varnothing

for shackle of padlock and welded to locking stile of gate and drop bolt formed of 16 mm diameter mild steel rod, 575 mm girth, once bent to L-shape, fitted through and including 20

Supply and install the fence from ERMS 7

To Western fence

mm internal diameter mild steel sleeve welded to gate at bottom corner, with 12 mm diameter mild steel peg stay 25 mm long welded on to gate frame.

A concrete gate stop block size 230 x 230 x 230 mm deep with two 20 mm internal diameter mild steel sockets, each 75 mm long, cast into top shall be embedded in the road

surface between each pair of double gates in the closed position. A similar gate stop block

but with one socket shall be embedded in the road surface to each leaf of double gate in the open position.

Each single or double gate shall be fitted with an approved 51 mm brass padlock with hardened steel shackle and two keys.

Gates for 1, 20 m high fencing

Single gates shall be size 1,00 x 1,20 m high, each hung on hinges as stated above and formed of 32 mm diameter x 2 mm wall thickness mild steel tubular framing all round.

Each

gate shall be fitted with locking pad bolt with brass padlock.

Double gates shall be in two equal leaves with each leaf size 2.25 x 1, 20 m high, hung on

hinges as stated above, formed of 38 mm diameter x 2 mm wall thickness mild steel tubular

framing all round with two 38 mm diameter x 2 mm wall thickness mild steel tubular braces

welded on between bottom corners and centre of top rail of each leaf. Each pair of double

gates shall be fitted with locking pad-bolt, locking bars with brass padlock, drop bolts and concrete gate stop blocks as specified above.

Gates for 1, 50 m high fencing

Single gates shall be size 1, 00 x 1, 50 m high as described for gates for 1, 20 m high fencing but with each stile of gate extended 330 mm above top rail and braced between top

rail and top of extension arm with 32 mm diameter x 2 mm wall thickness mild steel diagonal brace welded on and hung on hinges as stated above. Two rows of galvanised barbed wire, spaced 150 mm apart, shall be strained and tied to the extension arms.

Double gates shall be in two equal leaves with each leaf size 2, 25 x 1.50 m high with each

hung on hinges as stated above, all as described for double gates for 1, 20 m high fencing

but with each stile of each leaf extended 3 mm above top rail and braced between top rail

and top of extension arm with 38 mm diameter x 2 mm wall thickness mild steel diagonal brace welded on. A vertical extension arm 330 mm high - formed of 38 mm diameter x 2 mm wall thickness mild steel tube - shall be welded on above centre of top rail. Two rows of

galvanised barbed wire, spaced 150 mm apart, shall be strained and tied to extension arms.

STANDARD PREAMBLES TO ALL TRADES 89
Rev 3 January 2009

Supply and install the fence from ERMS 8
To Western fence

Gates for 3, 00 m high fencing

Single gates shall be size 1,00 x 1,50 m high, hung on hinges as stated above and formed of 38 mm diameter x 2 mm wall thickness mild steel tubular framing all round with 38 mm diameter x 2 mm wall thickness mild steel horizontal centre rail. Each gate shall be fitted with locking pad bolt with brass padlock. Chain link wire mesh fencing shall be carried over and above the top of the gate as previously described for fencing. Double gates shall be in two equal leaves with each leaf size 2, 25.x 3, 00 m high, each hung each hung on hinges as stated above, and formed of 51 mm diameter x 2 mm wall thickness mild steel tubular framing all round with two 51 mm diameter x 2 mm wall thickness mild steel tubular braces welded on between bottom corners and centre of top rail of each leaf. Each pair of double gates shall be fitted with locking pad bolt, locking bars with brass padlock, drop bolts and gate stop blocks.

Gates for 1, 8 m high security fencing:

Single gates shall be size 1,00 x 1,80 m high, hung on hinges as stated above and formed of 38 mm diameter x 2 mm wall thickness mild steel tubular framing all round with 38 mm diameter x 2 mm wall thickness mild steel horizontal centre rail. Each gate shall be fitted with locking pad bolt with brass padlock. Single gates shall be hung on mild steel tubular gate posts with cranked overhang when specified and the galvanised barbed wire overhang shall be carried over above the gate as previously described. Double gates shall be in two equal leaves with each leaf size 2, 25 x 1, 80 m high, each hung on hinges as stated above and formed of 51 mm diameter x 2 mm wall thickness mild steel tubular framing all round with two 51 mm diameter x 2 mm wall thickness mild steel tubular braces welded on between bottom corners and centre of top rail of each leaf. The stiles of each gate shall be extended 450 mm high above the top rail and braced between top rail and top of extension arm with 51 mm diameter x 2 mm wall thickness mild steel diagonal brace welded on. A vertical extension arm 450 mm high formed of 51 mm diameter x 2 mm wall thickness mild steel tube shall be welded on above centre of top rail. Three rows of galvanised barbed wire, spaced 150 mm apart, shall be strained and tied to extension arm. Each pair of double gates shall be fitted with locking pad bolt, locking bars with brass padlock, drop bolts and gate stop blocks.

Supply and install the fence from ERMS 9
To Western fence

Double gates shall be hung on posts without cranked overhang but with the posts extended 450 mm high above top of chain link wire mesh fencing to receive continuation of barbed wire and razor wire.

Gates for 2, 40 m high security fencing

Single gates shall be of size 1, 00 x 2, 00 m high, all as described for gates for 1, 80 m high security fencing.

Chain link wire mesh fencing shall be carried over above the top of the gate to an overall height of 2, 40 m with the razor wire carried across between the gateposts.

Double gates shall be in two equal leaves, with each leaf 2, 25 x 2, 40 m high, all as described for double gates in 1, 80 m high security fencing.

Double gates shall be hung on posts without cranked overhang but with the posts extended

450 mm high above top of chain link wire mesh fencing to receive continuation of razor wire.

Scope of works

1. Prepare all the materials for the fence the replacement (Site establishment)
2. Remove all the existing steel
3. Supply and install the fencing material as per specification 270m with gates in the walkway
4. Supply and install the gates as per the given specification.
5. Construct the ground beam as per the specification.

Fence shall comprise of galvanized rectangular welded mesh fencing 1,80mtr high x

(3.15mm \emptyset x 25mm x 50mm rectangles) fixed to 8 gauge or 3.15mm diameter – as

STANDARD PREAMBLES TO ALL TRADES 87

Rev 3 January 2009

specified - hardened galvanized steel straining wires x 5, spaced vertically at 450mm ϕ .

Welded mesh shall be secured to straining wires with 2mm \emptyset galvanized tying wire spaced at a maximum of 250mm between ties. Fencing overlap to be a minimum of 150mm.

Straining wires shall be fixed to posts with doubled strands of 2mm \emptyset galvanized tying

wire, pulled tight around posts and wound tightly around the straining wires.

Supply and install the fence from ERMS 10

To Western fence

Coils of 500mm ø galvanized flat wrap razor wire shall be fixed vertically above the welded mesh to a height of 450mm above the top of the welded mesh. Razor wire shall

be supported on and fixed to three strands of galvanized double strand barbed wire.

Barbed wire shall be fixed to the posts in the same manner as the straining wires. Razor wire shall be fixed to the barbed wire at every intersection and laced to the concrete posts with galvanized tying wire.

NB: A 250mm wide x 150mm minimum depth concrete ground beam of 15mpa strength shall

be excavated for and cast along the entire length of the fence. Shuttering for the ground

beam sides shall be provided as required. Finished level of the ground beam shall be

50mm above final ground level at the highest point, finished in a straight line both vertically and horizontally. 75mm of the welded mesh fencing and the bottom straining

wire shall be embedded in this ground beam to secure the lower fence line. The top of

the concrete beam shall be shaped to allow water to run off the top of the beam to prevent water collecting and standing on top of the beam.

SCHEDULE OF RATES

WORK TO BE DONE AT MADADENI HOSPITAL AND SCHEDULE OF PRICES:

Item	DESCRIPTION	UNIT	QTY	RATE/ UNIT		TOTAL	
				R	c	R	c
	<u>INSTITUTION:</u> Stafford clinic <u>ZNO NO:</u> All rates quoted shall be inclusive of transport, Labour and profit. The Tenderer is advised that the buildings are occupied						
	<u>PROPRIETARY ARTICLES:</u> All equipment and material used in this contract shall be that which is specified or other SABS approved.						
1.	Prepare all the materials for the fence the replacement (Site establishment)	Item					
2	Remove all the existing steel	Units	80				
3	Supply and install the fencing material 270m as per specification. NB. Same as the hospital fence.	Item					
	Supply and install the gates as per the given specification.	Units	02				
	Construct the ground beam as per the specification.	M ³	20				
CARRIED TO COLLECTION SUMMARY						R	
		PS 1	TOTAL				

Supply and install the fence from ERMS 12
To Western fence

COLLECTION SUMMARY

PROJECT DESCRIPTION:


**Replacement of the perimeter fence from ERMS
To Western fence**

ZNO NO: _____

NOTE:


THIS COLLECTION SUMMARY MUST BE COMPLETED IN FULL BY THE CONTRACTOR AND RETURNED TOGETHER WITH THE QUOTATION FORM.

Collection Summary PS 1	R	
Safety requirements	R	
Sub total	R	



Mr. SV Mbatha
Chief Artisan

07/07/2021
Date



Mr. N Ndamane
Deputy Director Systems

08/07/2021
Date

Mr C Zwane
Assistant Director SCM

Date


Company Director/ Company name

Supply and install the fence from ERMS 13
To Western fence

MADADENI HOSPITAL
Maintenance
Project Policy


**Replacement of the perimeter fence from ERMS
To Western fence**

1. Proof of work force and qualifications
2. Detailed work plan-it must be presented as per days e.g. day1, Day2, Day3
(Service provider must indicate the delivery period on the quotation).
3. Penalties will be applied as per contract special conditions of quotation and will
calculated at 0, 04% per day.
4. Presentation of a safety file (It is a must)
5. Proof of references (It is a must)
6. There will be a compulsory project progress meeting between a contractor and
DOH (Project leader)



Mr. SV Mbatha
Chief Artisan

07/07/2021
Date



Mr. M Ndumane
Deputy Director Systems

07/07/2021
Date

Mr T Zwane
Assistant Director SCM

Date

Company Director/ Company name

**PROVINCE OF KWAZULU-NATAL
DEPARTMENT OF HEALTH**

**Replacement of the perimeter fence from ERMS
To Western fence**

ZNQ NO: _____

SCHEDULE OF RATES

3.1 ITEMS AND PRICING

The Department reserves the right to place an order for any quantities of items included in the Schedules. The Schedule of Rates must also not be assumed to include and describe every detail of the supply requirement, but must be taken and read in conjunction with the other parts of the document. Thus the supplier shall not have claim for further payment in respect of any order which may be described or implied in the contract, although apparently no corresponding items are given in the Schedule of Rates. The supplier shall be deemed to have satisfied himself before quoting as to the correctness and sufficiency of his quote for the contract and of the rates and prices stated in the Schedule of Rates.

3.2 TAX AND DUTIES

Prices, quoted and paid, must include all customs, excise and import duties, and any other tariffs or taxes levied by the government or statutory body having jurisdiction on the goods provided under this contract, including Value Added Tax (applicable to the current rate).

3.3 RATES

Except where provision is made in the Schedule of Rates, the rates and prices inserted shall be the full rates and prices for the service delivered described under the respective items and shall cover all labour, transport, overhead charges and profit, etc. as well as the general liabilities, obligations and risks arising out of the Conditions of Contract, the overhead charges and profit being spread proportionately over the rates of the relative items in the Schedule of Rates.

Supply and install the fence from ERMS 15
To Western fence

