

PROVINCIAL ADMINISTRATION OF KWAZULU-NATAL DEPARTMENT OF HEALTH



KWAZULU-NATAL PROVINCE

HEALTH
REPUBLIC OF SOUTH AFRICA

BILLS OF QUANTITIES

with GCC for Construction Works - Second Edition 2010

RETURNABLE DOCUMENT ONE VOLUME APPROACH

MAHEHLE CLINIC

Engineer/Principal Agent

KZN Department of Health - Infrastructure Development
Private Bag X 9051
Pietermaritzburg
Pietermaritzburg
3200
Tel Number: 033 940 2400

Employer:

Head: Department of Health
KZN Department of Health
Private Bag X 9051
Pietermaritzburg
3200
Tel Number: 033 - 940 2400

Tender Number: ZNB 5548/2023-H
CIDB Grading: 8GB

Document Date: 02/09/2023
Contract Period: 18 MONTHS

Contracting Party: _____
CIDB Registration number: _____
Central Suppliers Database Registration Number: _____

MAHEHLE CLINIC



THE TENDER

1. PART T1: TENDER PROCEDURES

- T1.1 Tender Notice and Invitation to Tender
- T1.2 Tender Data
- T1.3 Annexure C - Standard Conditions of Tender

2. PART T2: RETURNABLE DOCUMENTS

- T2.1 List of Returnable Documents
- T2.2 Authority to Sign Tender (T2.2)
- T2.3 Authority for Consortia or Joint Venture's to Sign Tender (T2.3)
- T2.4 Special Resolution of Consortia or Joint Venture's (If applicable) (T2.4)
- T2.5 Joint Venture Involvement Declaration (If applicable) (T2.5)
- T2.8 Financial Standing and other resources of Business Declaration (T2.8)
- T2.9 Preference Points Claim - SBD 6.1 (T2.9)
- T2.10 Site Inspection Certificate as proof for attendance of compulsory briefing meeting (T2.10)
- T2.11 Bidder's Disclosure - SBD 4 (T2.11)
- T2.12 Record of Addenda to Tender Documents (T2.12)
- T2.14 Schedule of Imported Materials and Equipment (T2.14)
- T2.15a Latest Audited Annual Financial Statement (T2.15a)
- T2.17 Contractor's Safety, Health and Environmental Declaration. (T2.17)
- T2.18 Compulsory Enterprise Questionnaire (T2.18)
- T2.19 Tax Compliance Status (TCS) PIN to verify on line Compliance Supplier Status via e-Filing (T2.19)
- T2.20 Proof of Good Standing with the Compensation Commissioner (Attach) (T2.20)
- T2.21 Form of Offer and Acceptance (Bound into Section 1 of 2) (T2.21)
- T2.22 Complete Priced Bill of Quantities
- T2.24 Proof of UIF Registration - Not Applicable (T2.24)
- T2.25 The National Industrial Participation Programme (T2.25)

T2.27	Proof of Registration Number on the Central Suppliers Database (T2.27)
T2.28	Proof of CIDB Registration Number (T2.28)
T2.29	Mandatory Technical Requirements
T2.30	Contract Form - Purchase of Goods/Works - Part 1
T2.31	Contract Form - Purchase of Goods/Works - Part 2
T2.32	Required Structure of Contractor's detailed OHSE Plan
T2.33	Client's specific requirements for the Contractor's detailed OHSE Plan
T2.34	Baseline Risk Assessment
T2.35	Not applicable
T2.36	Functionality Criteria (T2.36)
T2.37	Invitation to Tender - SBD 1

THE CONTRACT

3. PART C1: AGREEMENT AND CONTRACT DATA

C1.1	Form of Offer and Acceptance
C1.2	Contract Data
C1.3	Form of Guarantee

4. PART C2: PRICING DATA

C2.1	Pricing Instructions
C2.2	Bills of Quantities

5. PART C3: SCOPE OF WORKS

C3.1	Scope of Works
C3.2	Specification for HIV/AIDS awareness
C3.3	HIV/STI Compliance report

6. PART C4: SITE INFORMATION

C4.1	Site Information
------	------------------

7. DRAWINGS

C5.1	List of Drawings
------	------------------

8. ANNEXURES

Annexure 1	Standard Preambles for all Trades (Rev 3) - DOH 2009
Annexure 2	General Electrical Specifications
Annexure 3	Lightning Protection Specifications
Annexure 4	Map of Tender submission location
Annexure 5	Joint Venture Agreement
Annexure 6	Health and Safety Specification
Annexure 7	Health and Safety Bill of Quantities
Annexure 8	Builders Lien Agreement
Annexure 9	Geotechnical Investigation Report (If applicable)
Annexure 10	EPWP Employment Contract
Annexure 11	Attendance Register - Infrastructure and Other projects
Annexure 12	EPWP Data Collection tool for Phase 3 system

IMPORTANT NOTICE TO TENDERERS

Any reference to words Tender or Tenderder herein and/or in any other documentation shall be construed to have the same meaning as the words Tender or Tenderer. These forms are for internal and external use for the KZN Department of Health, Provincial Administration of KwaZulu-Natal.

"Quality" shall mean totality of features and characteristics of a product or service that bears on the ability of the product or service to satisfy stated or implied needs.

No alternativeTenders will be accepted.

The Total (Including Value Added Tax) on the Final Summary of the Bill of Quantities must be carried to the "Offer" part only of the Form of Offer and Acceptance - T2.21

"Enterprise" shall mean the legal Tendering Entity or Tenderder who, on acceptance of the Offer, would become the contractor"

All amendments issued for this tender must be downloaded from the website stated in the tender advertisement.

Tenderers are to ensure that all returnable documents as stated in T2.1, items 1 to 5, are submitted to avoid disqualification. Furthermore, tenderers are to ensure that all documents stated in T2.1, item 6, are submitted in order to be evaluated for functionality as per the requirements of T2.36.



MAHEHLE CLINIC

The Tender



MAHEHLE CLINIC

PART T1. - TENDER PROCEDURES



MAHEHLE CLINIC

T1.1 - TENDER NOTICE AND INVITATION TO TENDER

T1.1 TENDER NOTICE AND INVITATION TO TENDER			
THE KZN DEPARTMENT OF HEALTH INVITES TENDERS FOR THE PROVISION OF:			
Project title:	MAHEHLE CLINIC		
Tender no:	ZNB 5548/2023-H	Project Code:	WCS No. 058064
Advertisement date:	28 July 2023	Closing date:	02 September 2023
Closing time:	11:00	Validity period:	84 Days

It is estimated that tenderers must have a CIDB contractor grading designation of 8GB or higher. No alternative Class of work, as referred to in Clause 25(3)(a)(i) of the CIDB Regulations, as amended, is anticipated for this project.

<input checked="" type="checkbox"/>	All Tenderer's should have a CIDB Class of Construction Contractor Grading Designation as indicated above. No Tenderer with a PE status will be considered as the Department does not have an Official Mentorship Programme in place to assist a Potentially Emerging Enterprise.
-------------------------------------	---

Only Tenderder's who are responsive to the following responsiveness criteria are eligible to submit Tenders:

<input checked="" type="checkbox"/>	Only those tenderers who are registered with the CIDB, or are capable of being so prior to the evaluation of submissions, in a contractor grading designation equal to or higher than a contractor grading designation determined in accordance with the sum tendered, or a value determined in accordance with Regulation 25(1B) or 25(7A) of the Construction Industry Development Regulations for a : 9GB or higher, class of construction work, are eligible to have their Tenders evaluated.
<input checked="" type="checkbox"/>	Joint ventures are eligible to submit tenders provided that: 1 every member of the joint venture is registered with the CIDB; 2 the lead partner has a contractor grading designation in the 8GB or higher, class of construction work; or 3 the combined contractor grading designation calculated in accordance with the Construction Industry Development Regulations is equal to or higher than a contractor grading designation determined in accordance with the sum tendered for a : 8GB or a value determined in accordance with Regulation 25 (1B) or 25 (7A) of the Construction Industry Development Regulations.
<input checked="" type="checkbox"/>	Tender document must be properly received on or before the tender closing date and time specified on the invitation, fully completed and signed in ink (All as per Standard Conditions of Tender).
<input checked="" type="checkbox"/>	Submission of Compulsory Returnable Schedules documents as per List of returnable documents.
<input checked="" type="checkbox"/>	Tax Compliance Status (TCS) PIN number and Tenderder's or entity tax reference number.
<input checked="" type="checkbox"/>	Contractor's Safety, Health and Environmental Declaration.
<input checked="" type="checkbox"/>	Complete priced Bill of Quantities to be submitted.
<input checked="" type="checkbox"/>	Proof of good standing with the Compensation Commissioner - In terms of Section 84(1)(b) of the Compensation for Occupation Injuries and Disease Act, 1993, a Tenderder may not be awarded a contract if he/she is not registered and in good standing with the Compensation Commissioner.
<input type="checkbox"/>	Proof of UIF Registration - Not Applicable (T2.24)
<input checked="" type="checkbox"/>	Compulsory Enterprise Questionnaire (T2.18)
<input checked="" type="checkbox"/>	Tenderers must meet the minimum qualifying score for functionality criteria first before they can be considered for price and preference.
<input checked="" type="checkbox"/>	Invitation to Tender - SBD 1

THE FOLLOWING PARTICULARS MUST BE FURNISHED (FAILURE TO DO SO MAY RESULT IN YOUR TENDER BEING DISQUALIFIED)

Name of Tenderer: _____
 Postal Address: _____
 Street Address: _____
 Telephone Number: CODE _____ NUMBER _____
 Cellphone Number: _____
 E-mail Address: _____
 VAT Registration Number: _____

TAX COMPLIANCE STATUS (TCS) PIN TO VERIFY ON LINE COMPLIANCE SUPPLIER STATUS VIA SARS e-FILING (T2.19)

YES or NO

ARE YOU THE ACCREDITED REPRESENTATIVE IN SOUTH AFRICA FOR THE GOODS / SERVICES / WORKS OFFERED? [If yes, enclose proof]

YES or NO

THE TENDER SHALL BE EVALUATED IN THREE (3) STAGES. THE STAGES ARE AS FOLLOWS:

STAGE 1 - Administrative compliance: All mandatory returnable documents have been submitted and are compliant; the tender documentation has been fully completed and signed. This must include mandatory requirements as indicated below (T2.1), if applicable. The bidder who did not submit administrative and mandatory requirements will be treated as non-responsive and will not progress to the next evaluation stage

STAGE 2 - Evaluation of functionality criteria: As stated in T2.36 (if applicable). Tenderers are required to submit the stated documents and achieve the minimum stated score to proceed to the next Stage of evaluation. The bidder who did not submit administrative and mandatory requirements will be treated as non-responsive and will not progress to the next evaluation stage

STAGE 3 - Evaluation of price and preference points

Notes

T2.1: Returnable Documentation

List of returnable documents include the following:

- Returnable schedules required for tender evaluation purposes
- Documents required for the evaluation of mandatory technical criteria (if applicable)
- Documents required for the evaluation of functionality

This tender will be evaluated according to the preferential procurement model in the Preferential Procurement Policy Framework Act, 2000: Preferential Procurement Regulations, 2022:

80/20 Preference point scoring system 90/10 Preference point scoring system

NOTE		Refer to T2.36 - Functionality Criteria	
Functionality requirement:		60	Points
Price:		90	points
Preference point scoring system will be based on the following points:			
Preference points system:			
Preferences are offered to Tenderer's who have attained the following in accordance with the table below:			
1. Specific goals (according to the PPPFA):			
(a)	In terms of Race, full, partial or combination of points may be allocated to companies who are at least 51% Owned by Black People	20	Points
Total must equal 10 or 20 points		10	Points

Notes:

- 1 The successful Tenderder will be required to sign a contract.
- 2 Tenderders should ensure that Tenders are delivered timeously to the correct address. If the Tender is late, it will not be accepted for consideration.
- 3 The Tender box is generally open during official working hours.
- 4 All Tenders must be submitted on the official forms – (Not to be re-typed)
- 5 THIS TENDER IS SUBJECT TO THE PREFERENTIAL PROCUREMENT POLICY FRAMEWORK ACT AND THE PREFERENTIAL PROCUREMENT REGULATIONS, 2022, THE GENERAL CONDITIONS OF CONTRACT FOR CONSTRUCTION WORKS (GCC2010) AND, IF APPLICABLE, ANY OTHER SPECIAL CONDITIONS OF CONTRACT
- 6 Where stated in the tender data that a two-envelope system has been followed, open only the non-financial proposal of valid tenders in the presence of tenderer's agents, who choose to attend, at the time and place stated in the tender data and announce the name of each tenderer whose technical proposal is opened.
- 7 Evaluate that non-financial proposals offered by tenderers, then advise tenderers who remain in contention for the award of the contract of the time and place when the financial proposals are to be opened.
- 8 Open only the financial proposals of tenderers who, in the Functionality evaluation score, have more than the minimum number of points for Functionality stated in the tender data, and announce the score obtained for the non-financial proposals and the total price and any preferences claimed. Return unopened financial proposals to tenderers whose non-financial proposals failed to achieve the minimum number of points for Functionality.

THE PHYSICAL ADDRESS FOR COLLECTION OF TENDER DOCUMENTS:

Tender documents may be collected during working hours at the following address :

Department of Health Central Supply Chain 310 Jabu Ndlovu Street, Pietermaritzburg,3200

A non-refundable tender deposit of R is payable as per the tender advertisement , on collection of the Tender documents.

COMPULSORY CLARIFICATION MEETING

It is vital that a technically qualified and knowledgeable member from the tenderer's firm attends the compulsory site clarification meeting.

A Compulsory clarification Meeting with representatives of the Employer will take place as follows:

Maehle Site, Xopo

on: **Friday, 18 August 2023**

QUERIES REGARDING THE TENDERING PROCEDURE OR TECHNICAL INFORMATION MAY BE DIRECTED TO:

DOH Project Manager:	Mr William Coetzee	Telephone no:	(033) 940 2400
Cell no:	`0723935622		
E-mail:	William.coetzee@kznhealth.gov.za		

DEPOSIT / RETURN OF TENDER DOCUMENTS:

Telegraphic, telephonic, telex, facsimile, electronic, posted and / or late tenders will not be accepted.

Requirements for sealing, addressing, delivery, opening and assessment of tenders are stated in the **Tender Data document**.

All tenders must be submitted on the official forms – (not to be re-typed)

TENDER DOCUMENTS MAY BE:

DEPOSITED IN THE TENDER BOX AT:
Tender Advisory Services Supply Chain Management, Head Office 310 Jabu Ndlovu Street Pietermaritzburg 3200



MAHEHLE CLINIC

T1.2 - TENDER DATA

T1.2 TENDER DATA			
Project title:	MAHEHLE CLINIC		
Project Code:	WCS No. 058064		
Tender no:	ZNB 5548/2023-H	Closing date:	02 September 2023
Closing time:	11:00	Validity period:	84 Days
Clause number:			
	<p>The conditions of Tender are the Standard Conditions of Tender as contained in Annexure C of the CIDB Standard for Uniformity in Engineering and Construction Works Contracts as per Board Notice 423 of 2019 in Government Gazette 42622 of 8 August 2019 as amended from time to time (see www.cidb.org.za). Refer to Conditions of Tender as contained within this document.</p> <p>The Standard Conditions of Tender make several references to the Tender Data for details that apply specifically to this tender. The Tender Data shall have precedence in the interpretation of any ambiguity or inconsistency between it and the Standard Conditions of Tender.</p> <p>Each item of data given below is cross-referenced to the clause marked "C" in the above mentioned Standard Conditions of Tender.</p>		
C.1.1	<p>For this contract the <u>single volume</u> approach is adopted.</p> <p>This procurement document has been formatted and compiled under the headings for a single volume approach as contained in table 5 of the CIDB's "Standard for Uniformity in Engineering and Construction Works Contracts."</p> <p>The list of Returnable Documents identifies which of the documents a Tenderder must complete when submitting a Tender. The Tenderder must submit his Tender by completing the Returnable Documents including the priced Final Summary of the Bills of Quantities, signing the "Offer" section in the "Form of Offer and Acceptance" and delivering the whole of the procurement document back to the Department bound up as it was when it was received.</p>		
C.1.2	<p>The single volume procurement document issued by the Employer comprises the following:</p> <p>TENDER</p> <p>Part T1: Tendering procedures</p> <p>T1.1 - Tender Notice and Invitation to Tender</p> <p>T1.2 - Tender Data</p> <p>T1.3 - Annexure C - Standard Conditions of Tender</p> <p>Part T2: Returnable documents</p> <p>T2.1 - List of returnable documents</p> <p>T2.2 - Returnable schedules (See different forms listed in T2.1 - Returnable Schedule)</p> <p>CONTRACT</p> <p>Part C1: Agreements and Contract Data</p> <p>C1.1 - Form of Offer and Acceptance</p> <p>C1.2 - Contract Data</p> <p>C1.3 - Form of Guarantee</p> <p>Part C2: Pricing data</p> <p>C2.1 - Pricing Instructions</p> <p>C2.2 - Bills of Quantities</p> <p>Part C3: Scope of works</p> <p>C3.1 - Scope of Works</p> <p>C3.2 - Specification for HIV/AIDS awareness</p> <p>C3.3 - HIV/STI Compliance report</p> <p>C3.4 - Project Specific Construction Safety, Health and Environmental Specification</p> <p>C3.5 - Supplementary Preambles</p>		

Part C4: Site information													
C4.1 -	Site Information												
C4.2 -	Builders Lien Agreement												
Part 5: List of Drawings/Annexure's													
C5.1 -	List of Drawings												
C5.2 -	Standard Preambles for all Trades (Rev 3) - DOH 2009												
C5.3 -	General Electrical Specifications												
C5.4 -	Lightning Protection Specifications												
C5.5 -	Map of Tender submission location												
C5.6 -	Joint Venture Agreement												
C5.7 -	Health and Safety Specification												
C5.8 -	Health and Safety Bill of Quantities												
C5.9 -	Builders Lien Agreement												
C5.10	Geotechnical Investigation Report (If applicable)												
C5.11	EPWP Employment Contract												
C5.12	Attendance Register - Infrastructure and Other projects												
C5.13	EPWP Data Collection tool for Phase 3 system												
C.1.4	The Employer's agent (Engineer/Principal Agent) is: <table border="1" style="width: 100%; border-collapse: collapse;"> <tr> <td style="width: 20%;">Name:</td> <td>KZN Department of Health - Infrastructure Development</td> </tr> <tr> <td>Capacity:</td> <td>Principal Agent/Engineer</td> </tr> <tr> <td>Address:</td> <td>Private Bag X 9051 , Pietermaritzburg , Pietermaritzburg , 3200</td> </tr> <tr> <td>Tel:</td> <td>0339402400</td> </tr> <tr> <td>E-mail:</td> <td>William.coetzee@kznhealth.gov.za</td> </tr> <tr> <td>Responsible person:</td> <td>Mr William Coetzee</td> </tr> </table>	Name:	KZN Department of Health - Infrastructure Development	Capacity:	Principal Agent/Engineer	Address:	Private Bag X 9051 , Pietermaritzburg , Pietermaritzburg , 3200	Tel:	0339402400	E-mail:	William.coetzee@kznhealth.gov.za	Responsible person:	Mr William Coetzee
Name:	KZN Department of Health - Infrastructure Development												
Capacity:	Principal Agent/Engineer												
Address:	Private Bag X 9051 , Pietermaritzburg , Pietermaritzburg , 3200												
Tel:	0339402400												
E-mail:	William.coetzee@kznhealth.gov.za												
Responsible person:	Mr William Coetzee												
C.1.6	PP2-Competitive Selection Procedure Design by Employer PP2B-Open Procedure Tenderers must meet the minimum qualifying score for functionality criteria first before they can be considered for price and preference.												
C.2.1	For eligibility refer to T1.1 Tender Notice and Invitation to Tender This project is an EPWP project and the tenderer is advised to price accordingly. Only those tenderers who are registered with the CIDB, or are capable of being so prior to the evaluation of submissions, in a contractor grading designation equal to or higher than a contractor grading designation determined in accordance with the sum tendered, or a value determined in accordance with Regulation 25(1B) or 25(7A) of the Construction Industry Development Regulations for a : 8GB or higher class of construction work, are eligible to have their tenders evaluated. Joint ventures are eligible to submit tenders provided that: 1 every member of the joint venture is registered with the CIDB; 2 the lead partner has a contractor grading designation in the 8GB or higher, class of construction work; or not lower than one level below the required the required grading designation in the class of works construction works under considerations and possess the required recognition status 3 the combined contractor grading designation calculated in accordance with the Construction Industry Development Regulations is equal to or higher than a contractor grading designation determined in accordance with the sum tendered for a : 8GB or a value determined in accordance with Regulation 25 (1B) or 25 (7A) of the Construction Industry Development Regulations.												
See end of T2.3 AUTHORITY FOR CONSORTIA OR JOINT VENTURES TO SIGN TENDER for combinations of JV's arrangements.													

C.2.7	For particulars regarding a pre-tender site inspection meeting (clarification meeting), see T1.1 Tender Notice and Invitation to Tender.
C.2.12	Alternative tender offer permitted: Yes <input type="checkbox"/> No <input checked="" type="checkbox"/>
	<p>If a tenderer wishes to submit an own alternative tender offer, the only criteria permitted for such alternative tender offer is that it demonstrably satisfies the Employer's standards and requirements. A tenderer may submit alternative tender offers only if a main tender offer, strictly in accordance with all the requirements of the tender documents, is also submitted. Provided that the tenderer's main tender offer is according to specification and would under normal circumstances be recommended for acceptance, his alternative tender offer may also be considered for the purpose of the award of the contract.</p> <p>Calculations, drawings and all other pertinent technical information and characteristics as well as modified or proposed Pricing Data must be submitted with the alternative tender offer to enable the Employer to evaluate the efficacy of the alternative and its principal elements, to take a view on the degree to which the alternative complies with the Employer's standards and requirements and to evaluate the acceptability of the pricing proposals. Calculations must be set out in a clear and logical sequence and must clearly reflect all design assumptions. Pricing Data must reflect all assumptions in the development of the pricing proposal.</p> <p>Acceptance of an alternative tender offer will mean acceptance in principle of the offer. It will be an obligation of the contract for the tenderer, in the event that the alternative is accepted, to accept full responsibility and liability that the alternative offer complies in all respects with the Employer's standards and requirements.</p> <p>The modified Pricing Data must include an amount equal to 5% of the amount tendered for the alternative offer to cover the Employer's costs of confirming the acceptability of the detailed design before it is constructed.</p>
C.2.13.2	Tenderers are to ensure that their company details appear on the entire relevant Tender documentation and must be legible.
C.2.13.4	The second sentence shall read as follows "The Employer will hold all authorised signatories jointly and severally liable on behalf of the tenderer". Tenderers proposing to contract as a Joint Venture shall submit a valid Joint Venture Agreement before the Joint Venture's offer could be accepted. Individuals, Partnerships and Companies proposing to contract as a party to a Joint Venture shall be jointly and severally liable on behalf of the Joint Venture.
C.2.13.5	The Employer's address for delivery of tender offers and identification details to be shown on each tender offer package are as per T1.1 Tender Notice and Invitation to Tender.
C.2.15	The closing time for submission of tender offers is as per T1.1 Tender Notice and Invitation to Tender.
C.2.16	The tender offer validity period is as per T1.1 Tender Notice and Invitation to Tender.
	The tenderer is to submit the Priced Bills of Quantities with the Returnable's at the closing of the tender.
C.2.19	Access shall be provided for inspections, tests and analysis as may be required by the Employer.
C.2.22	Tenderers do not have to return all retained tender documents within 28 days after expiry of the Tender validity period.
	Tenderers are to refer to List of Returnable Schedules and Scope of Works to establish what is required to be submitted with this tender.
C.3.4	The location for opening of the tender offers, immediately after the closing time thereof shall be at: KZN Department of Health, 310 Jabu Ndlovu Street, Pietermaritzburg, 3200 at the time indicated on T1.1 Notice and Invitation to Bid
C.3.8	<p>The employer must determine, on opening and before detailed valuation, whether each Tender offer properly received:</p> <ol style="list-style-type: none"> complies with the requirements of the Conditions of Tender. has been properly and fully completed and signed, and is responsive to the other requirements of the Tender documents. <p>A responsive tender is one that conforms to all the terms, conditions and specifications of the tender documents without material deviation or qualification. A material deviation or qualification is one which, in the Employer's opinion, would:</p> <ol style="list-style-type: none"> detrimentally affect the scope, quality, or performance of the Works, services or supply identified in the Scope of Work or significantly change the Employers or the Tenderers risks and responsibilities under the contract, or affect the competitive position of other Tenderers presenting responsive tenders, if it were to be rectified. <p>Reject a non-responsive tender offer, and not allow it to be subsequently made responsive by correction or withdrawal of the non-conforming deviation or reservation.</p>

C.3.13	<p>Tender offers will only be accepted if:</p> <ul style="list-style-type: none"> (a) Tenderers must be registered on Government's Central Supplier Database (CSD) and include their master registration number (MAAA number) on the cover page of the tender document in order to enable the institution to verify the tenderers tax status on the CSD (b) the Tenderer is registered with the Construction Industry Development Board in an appropriate contractor grading designation as is required for this tender and the Tenderer has submitted a CIDB certificate of registration which clearly indicates the status "Active" (c) the Tenderer has completed the Compulsory Enterprise Questionnaire and there are no conflicts of interest which may impact on the Tenderer's ability to perform to the contract in the best interests of the employer or potentially compromise the Tender process. (d) the Tenderer or any of its directors is not listed on the Register of Tender Defaulters in terms of the Prevention and Combating of Corrupt Activities Act, 2004 (Act No. 12 of 2004) as a person prohibited from doing business with the public sector; and (e) the Tenderer has not: <ul style="list-style-type: none"> i) abused the Employer's Supply Chain Management System; or ii) failed to perform on any previous contract and received a written warning/notice or has been terminated on any contract, in the past 5 years with the KZN Department of Health (f) the Tenderer is registered with: <ul style="list-style-type: none"> i) the Workmen's Compensation Fund (g) the Tenderer submitted Authority to Sign the tender. (h) the Tenderer submitted Financial Standing & other resources of Business Declaration. (i) the Tenderer signed the Form of Offer that is part of the Form of Offer and Acceptance. (j) the Tenderer submitted proof of Preference, if applicable. (k) the Tenderer submitted the fully completed Bill of Quantities including Final Summary at tender closing. (l) the Tenderer submitted a completed Bidder's Disclosure (SBD4). (m) the Tenderer submitted Site Inspection Certificate from the Compulsory Briefing Meeting. (n) the Tenderer submitted deliverables required to assess any stated mandatory criteria. (o) the Tenderer has incorporated all issued addenda (if applicable) into their submitted tender document and/or has complied with any instructions given through issued addenda. <p>Providing the form of offer and acceptance does not contain any qualifying statements, it will constitute the formation of a contract between the employer and the successful Tenderer as described in the form of offer and acceptance.</p>
C.3.15	Tenderers are informed that any formal dispute shall be resolved by being referred to Arbitration only.



MAHEHLE CLINIC

T1.3 - Annexure C - Standard Conditions of Tender

T1.3 - Annexure C - Standard Conditions of Tender

Note: Where this document refers to Bid or Bidder it shall be read as tender or tenderer

C.1 General

C.1.1 Actions

C.1.1.1 The employer and each tenderer submitting a tender offer shall comply with these conditions of tender. In their dealings with each other, they shall discharge their duties and obligations as set out in F.2 and F.3, timeously and with integrity, and behave equitably, honestly and transparently and comply with all legal obligations and not engage in anticompetitive practices.

C.1.1.2 The employer and the tenderer and all their agents and employees involved in the tender process shall avoid conflicts of interest and where a conflict of interest is perceived or known, declare any such conflict of interest, indicating the nature of such conflict. Tenderer's shall declare any potential conflict of interest in their tender submissions. Employees, agents and advisors of the employer shall declare any conflict of interest to whoever is responsible for overseeing the procurement process or as soon as they become aware of such conflict, and abstain from any decisions where such conflict exists or recuse themselves from the procurement process, as appropriate.

Note: 1) A conflict of interest may arise due to a conflict of roles which might provide an incentive for improper acts in some circumstances. A conflict of interest can create an appearance of impropriety that can undermine confidence in the ability of that person to act properly in his or her position even if no improper acts result.

2) Conflicts of interest in respect of those engaged in the procurement process include direct, indirect or family interests in the tender or outcome of the procurement process and any personal bias, inclination, obligation, allegiance or loyalty which would in any way affect any decisions taken.

C.1.1.3 The employer shall not seek and the tenderer shall not submit a tender without having a firm intention and the capacity to proceed with the contract.

C.1.2 Tender Documents

The documents issued by the employer for the purpose of a tender offer are listed in the **tender data**.

Interpretation

C.1.3.1 The **tender data** and additional requirements contained in the tender schedules that are included in the returnable documents are deemed to be part of these conditions of tender.

C.1.3.2 These conditions of tender, the **tender data** and tender schedules which are required for tender evaluation purposes, shall form part of any contract arising from the invitation to tender.

C.1.3.3 For the purposes of these conditions of tender, the following definitions apply:

- a) **conflict of interest** means any situation in which:
- i) someone in a position of trust has competing professional or personal interests which make it difficult to fulfil his or her duties impartially;
 - ii) an individual or tenderer is in a position to exploit a professional or official capacity in some way for their personal or corporate benefit; or
 - iii) incompatibility or contradictory interests exist between an employee and the tenderer who employs that employee.
- comparative offer** means the price after the factors of a non-firm price and all unconditional discounts it can be utilised to have been taken into consideration;
- c) **corrupt practice** means the offering, giving, receiving or soliciting of anything of value to influence the action of the employer or his staff or agents in the tender process;
- d) **fraudulent practice** means the misrepresentation of the facts in order to influence the tender process or the award of a contract arising from a tender offer to the detriment of the employer, including collusive practices intended to establish prices at artificial levels.

C.1.4 Communication and employer's agent

Each communication between the employer and a tenderer shall be to or from the employer's agent only, and in a form that can be read, copied and recorded. Communication shall be in the English language. The employer shall not take any responsibility for non-receipt of communications from or by a tenderer. The name and contact details of the employer's agent are stated in the **tender data**.

C.1.5 Cancellation and Re-Invitation of Tenders

- C.1.5.1** An employer may, prior to the award of the tender, cancel a tender if-
- a) due to changed circumstances, there is no longer a need for the engineering and construction works specified in the invitation;
 - b) funds are no longer available to cover the total envisaged expenditure; or
 - c) no acceptable tenders are received.
 - d) there is a material irregularity in the tender process.
- C.1.5.2** The decision to cancel a tender invitation must be published in the same manner in which the original tender invitation was advertised.
- C.1.5.3** An Employer may only with the prior approval of the relevant treasury cancel a tender invitation for the second time.

C.1.6 Procurement procedures

C.1.6.1 General

Unless otherwise stated in the **tender data**, a contract will, subject to F.3.13, be concluded with the tenderer who in terms of F.3.11 is the highest ranked or the tenderer scoring the highest number of tender evaluation points, as relevant, based on the tender submissions that are received at the closing time for tenders.

C.1.6.2 Competitive negotiation procedure

- C.1.6.2.1** Where the **tender data** requires that the competitive negotiation procedure is to be followed, tenderers shall submit tender offers in response to the proposed contract in the first round of submissions. Notwithstanding the requirements of F.3.4, the employer shall announce only the names of the tenderers who make a submission. The requirements of F.3.8 relating to the material deviations or qualifications which affect the competitive position of tenderers shall not apply.
- C.1.6.2.2** All responsive tenderers, or at least a minimum of not less than three responsive tenderers that are highest ranked in terms of the evaluation criteria stated in the **tender data**, shall be invited to enter into competitive negotiations based on the principle of equal treatment, keeping confidential the proposed solutions and associated information. Notwithstanding the provisions of C.2.17, the employer may request that tenders be clarified, specified and fine-tuned in order to improve a tenderer's competitive position provided that such clarification, specification, fine-tuning or additional information does not alter any fundamental aspects of the offers or impose substantial new requirements which restrict or distort competition or have a discriminatory effect.
- C.1.6.2.3** At the conclusion of each round of negotiations, tenderers shall be invited by the employer to revise their tender offer based on the same evaluation criteria, with or without adjusted weightings. Tenderers shall be advised when they are to submit their best and final offer.
- C.1.6.2.4** The contract shall be awarded in accordance with the provisions of C.3.11 and C.3.13 after tenderers have been requested to submit their best and final offer.

C.1.6.3 Proposal procedure using the two stage-system

C.1.6.3.1

Option 1

Tenderers shall in the first stage submit technical proposals and, if required, cost parameters around which a contract may be negotiated. The employer shall evaluate each responsive submission in terms of the method of evaluation stated in the **tender data**, and in the second stage negotiate a contract with the tenderer scoring the highest number of evaluation points and award the contract in terms of these conditions of tender.

F.1.6.3.2

Option 2

C.1.6.3.2.1 Tenderers shall submit in the first stage only technical proposals. The employer shall invite all responsive tenderers to submit tender offers in the second stage, following the issuing of procurement documents.

C.1.6.3.2.2 The employer shall evaluate tenders received during the second stage in terms of the method of evaluation stated in the **tender data**, and award the contract in terms of these conditions of tender.

C.2 Tenderer's obligations

C.2.1 Eligibility

C.2.1.1 Submit a tender offer only if the tenderer satisfies the criteria stated in the **tender data** and the tenderer, or any of his principals, is not under any restriction to do business with employer.

C.2.1.2 Notify the employer of any proposed material change in the capabilities or formation of the tendering entity (or both) or any other criteria which formed part of the qualifying requirements used by the employer as the basis in a prior process to invite the tenderer to submit a tender offer and obtain the employer's written approval to do so prior to the closing time for tenders.

C.2.2 Cost of tendering

C.2.2.1 Accept that, unless otherwise stated in the **tender data**, the employer will not compensate the tenderer for any costs incurred in the preparation and submission of a tender offer, including the costs of any testing necessary to demonstrate that aspects of the offer complies with requirements.

C.2.2.2 The cost of the tender documents charged by the employer shall be limited to the actual cost incurred by the employer for printing the documents. Employers must attempt to make available the tender documents on its website so as not to incur any costs pertaining to the printing of the tender documents.

C.2.3 Check documents

Check the tender documents on receipt for completeness and notify the employer of any discrepancy or omission.

C.2.4 Confidentiality and copyright of documents

Treat as confidential all matters arising in connection with the tender. Use and copy the documents issued by the employer only for the purpose of preparing and submitting a tender offer in response to the invitation.

C.2.5 Reference documents

Obtain, as necessary for submitting a tender offer, copies of the latest versions of standards, specifications, conditions of contract and other publications, which are not attached but which are incorporated into the tender documents by reference.

C.2.6 Acknowledge addenda

Acknowledge receipt of addenda to the tender documents, which the employer may issue, and if necessary apply for an extension to the closing time stated in the **tender data**, in order to take the addenda into account.

C.2.7 Clarification meeting

Attend, where required, a clarification meeting at which tenderers may familiarize themselves with aspects of the proposed work, services or supply and raise questions. Details of the meeting(s) are stated in the **tender data**.

C.2.8 Seek clarification

Request clarification of the tender documents, if necessary, by notifying the employer at least five (5) working days before the closing time stated in the **tender data**.

C.2.9 Insurance

Be aware that the extent of insurance to be provided by the employer (if any) might not be for the full cover required in terms of the conditions of contract identified in the **contract data**. The tenderer is advised to seek qualified advice regarding insurance.

C.2.10 Pricing the tender offer

C.2.10.1 Include in the rates, prices, and the tendered total of the prices (if any) all duties, taxes (except Value Added Tax (VAT)), and other levies payable by the successful tenderer, such duties, taxes and levies being those applicable 14 days before the closing time stated in the **tender data**.

C.2.10.2 Show VAT payable by the employer separately as an addition to the tendered total of the prices.

C.2.10.3 Provide rates and prices that are fixed for the duration of the contract and not subject to adjustment except as provided for in the conditions of contract identified in the **contract data**.

C.2.10.4 State the rates and prices in Rand unless instructed otherwise in the **tender data**. The conditions of contract identified in the contract data may provide for part payment in other currencies.

C.2.11 Alterations to documents

Do not make any alterations or additions to the tender documents, except to comply with instructions issued by the employer, or necessary to correct errors made by the tenderer. All signatories to the tender offer shall initial all such alterations.

C.2.12 Alternative tender offers

C.2.12.1 Unless otherwise stated in the **tender data**, submit alternative tender offers only if a main tender offer, strictly in accordance with all the requirements of the tender documents, is also submitted as well as a schedule that compares the requirements of the tender documents with the alternative requirements that are proposed.

C.2.12.2 Accept that an alternative tender offer must be based only on the criteria stated in the **tender data** or criteria otherwise acceptable to the employer.

C.2.12.3 An alternative tender offer must only be considered if the main tender offer is the winning tender.

C.2.13 Submitting a tender offer

C.2.13.1 Submit one tender offer only, either as single tendering entity or as a member in a joint venture to provide the whole of the works, services or supply identified in the **contract data** and described in the **scope of works**, unless stated otherwise in the **tender data**.

C.2.13.2 Return all returnable documents to the employer after completing them in their entirety, either electronically (if they were issued in electronic format) or by writing legibly in non-erasable ink.

C.2.13.3 Submit the parts of the tender offer communicated on paper as an original plus the number of copies stated in the **tender data**, with an English translation of any documentation in a language other than English, and the parts communicated electronically in the same format as they were issued by the employer.

C.2.13.4 Sign the original and all copies of the tender offer where required in terms of the **tender data**. The employer will hold all authorized signatories liable on behalf of the tenderer. Signatories for tenderers proposing to contract as joint ventures shall state which of the signatories is the lead partner whom the employer shall hold liable for the purpose of the tender offer.

C.2.13.5 Seal the original and each copy of the tender offer as separate packages marking the packages as "ORIGINAL" and "COPY". Each package shall state on the outside the employer's address and identification details stated in the **tender data**, as well as the tenderer's name and contact address.

C.2.13.6 Where a two-envelope system is required in terms of the **tender data**, place and seal the returnable documents listed in the tender data in an envelope marked "financial proposal" and place the remaining returnable documents in an envelope marked "technical proposal". Each envelope shall state on the outside the employer's address and identification details stated in the **tender data**, as well as the tenderer's name and contact address.

C.2.13.7 Seal the original tender offer and copy packages together in an outer package that states on the outside only the employer's address and identification details as stated in the **tender data**.

C.2.13.8 Accept that the employer will not assume any responsibility for the misplacement or premature opening of the tender offer if the outer package is not sealed and marked as stated.

C.2.13.9 Accept that tender offers submitted by facsimile or e-mail will be rejected by the employer, unless stated otherwise in the **tender data**.

C.2.14 Information and data to be completed in all respects

Accept that tender offers, which do not provide all the data or information requested completely and in the form required, may be regarded by the employer as non-responsive.

C.2.15 Closing time

C.2.15.1 Ensure that the employer receives the tender offer at the address specified in the **tender data** not later than the closing time stated in the tender data. Accept that proof of posting shall not be accepted as proof of delivery.

C.2.15.2 Accept that, if the employer extends the closing time stated in the **tender data** for any reason, the requirements of these conditions of tender apply equally to the extended deadline.

C.2.16 Tender offer validity

C.2.16.1 Hold the tender offer(s) valid for acceptance by the employer at any time during the validity period stated in the **tender data** after the closing time stated in the **tender data**.

C.2.16.2 If requested by the employer, consider extending the validity period stated in the **tender data** for an agreed additional period with or without any conditions attached to such extension.

C.2.16.3 Accept that a tender submission that has been submitted to the employer may only be withdrawn or substitutes by giving the employer's agent written notice before the closing time for tenders that a tender is to be withdrawn or substituted. If the validity period lapses before the employer evaluating the tender offer(s), the contractor reserves the right to review the price based on Consumer Price Index (CPI)

C.2.16.4 Where a tender submission is to be substituted, a tenderer must submit a substitute tender in accordance with the requirements of C.2.13 with the packages clearly marked as "SUBSTITUTE".

C.2.17 Clarification of tender offer after submission

Provide clarification of a tender offer in response to a request to do so from the employer during the evaluation of tender offers. This may include providing a breakdown of rates or prices and correction of arithmetical errors by the adjustment of certain rates or item prices (or both). No change in the competitive position of tenderers or substance of the tender offer is sought, offered, or permitted.

Note: *Sub-clause C.2.17 does not preclude the negotiation of the final terms of the contract with a preferred tenderer following a competitive selection process, should the Employer elect to do so.*

C.2.18 Provide other material

C.2.18.1 Provide, on request by the employer, any other material that has a bearing on the tender offer, the tenderer's commercial position (including notarized joint venture agreements), preferencing arrangements, or samples of materials, considered necessary by the employer for the purpose of a full and fair risk assessment. Should the tenderer not provide the material, or a satisfactory reason as to why it cannot be provided, by the time for submission stated in the employers request, the employer may regard the tender offer as non-responsive.

C.2.18.2 Dispose of samples of materials provided for evaluation by the employer, where required.

C.2.19 Inspections, tests and analysis

Provide access during working hours to premises for inspections, tests and analysis as provided for in the **tender data**.

C.2.20 Submit securities, bonds and policies

If requested, submit for the employer's acceptance before formation of the contract, all securities, bonds, guarantees, policies and certificates of insurance required in terms of the conditions of contract identified in the **contract data**.

C.2.21 Check final draft

Check the final draft of the contract provided by the employer within the time available for the employer to issue the contract.

C.2.22 Return of other tender documents

If so instructed by the employer, return all retained tender documents within 28 days after the expiry of the validity period stated in the **tender data**.

C.2.23 Certificates

Include in the tender submission or provide the employer with any certificates as stated in the **tender data**.

C.3 The employer's undertakings

C.3.1 Respond to request from the tenderer

C.3.1.1 Unless otherwise stated in the **tender data**, respond to a request for clarification received up to five (5) working days before the tender closing time stated in the **tender data** and notify all tenderers who collected tender documents.

C.3.1.2 Consider any request to make a material change in the capabilities or formation of the tendering entity (or both) or any other criteria which formed part of the qualifying requirements used to prequalify a tenderer to submit a tender offer in terms of a previous procurement process and deny any such request if as a consequence:

- a) an individual firm, or a joint venture as a whole, or any individual member of the joint venture fails to meet any of the collective or individual qualifying requirements;
- b) the new partners to a joint venture were not prequalified in the first instance, either as individual firms or as another joint venture; or
- c) in the opinion of the Employer, acceptance of the material change would compromise the outcome of the prequalification process.

C.3.2 Issue Addenda

If necessary, issue addenda that may amend or amplify the tender documents to each tenderer during the period from the date that tender documents are available until three (3) days before the tender closing time stated in the **tender data**. If, as a result a tenderer applies for an extension to the closing time stated in the **tender data**, the Employer may grant such extension and, shall then notify all tenderers who collected tender documents.

C.3.3 Return late tender offers

Return tender offers received after the closing time stated in the **tender data**, unopened, (unless it is necessary to open a tender submission to obtain a forwarding address), to the tenderer concerned.

C.3.4 Opening of tender submissions

C.3.4.1 Unless the two-envelope system is to be followed, open valid tender submissions in the presence of tenderers' agents who choose to attend at the time and place stated in the **tender data**. Tender submissions for which acceptable reasons for withdrawal have been submitted will not be opened.

C.3.4.2 Announce at the meeting held immediately after the opening of tender submissions, at a venue indicated in the **tender data**, the name of each tenderer whose tender offer is opened and, where applicable, the total of his prices, number of points claimed for its BBBEE status level and time for completion for the main tender offer only.

C.3.4.3 Make available the record outlined in C.3.4.2 to all interested persons upon request.

C.3.5 Two-envelope system

C.3.5.1 Where stated in the tender data that a two-envelope system is to be followed, open only the technical proposal of valid tenders in the presence of tenderer's agents who choose to attend at the time and place stated in the **tender data** and announce the name of each tenderer whose technical proposal is opened.

C.3.5.2 Evaluate the functionality of the technical proposals offered by tenderers, then advise tenderers who remain in contention for the award of the contract of the time and place when the financial proposals will be opened. Open only the financial proposals of tenderers, who score in the functionality evaluation more than the minimum number of points for functionality stated in the **tender data**, and announce the score obtained for the technical proposals and the total price and any points claimed on BBBEE status level. Return unopened financial proposals to tenderers whose technical proposals failed to achieve the minimum number of points for functionality.

C.3.6 Non-disclosure

Not disclose to tenderers, or to any other person not officially concerned with such processes, information relating to the evaluation and comparison of tender offers, the final evaluation price and recommendations for the award of a contract, until after the award of the contract to the successful tenderer.

C.3.7 Grounds for rejection and disqualification

Determine whether there has been any effort by a tenderer to influence the processing of tender offers and instantly disqualify a tenderer (and his tender offer) if it is established that he engaged in corrupt or fraudulent practices.

C.3.8 Test for responsiveness

C.3.8.1 Determine, after opening and before detailed evaluation, whether each tender offer properly received:

- a) complies with the requirements of these Conditions of Tender,
- b) has been properly and fully completed and signed, and
- c) is responsive to the other requirements of the tender documents.

C.3.8.2 A responsive tender is one that conforms to all the terms, conditions, and specifications of the tender documents without material deviation or qualification. A material deviation or qualification is one which, in the Employer's opinion, would:

- a) detrimentally affect the scope, quality, or performance of the works, services or supply identified in the Scope of Work,
- b) significantly change the Employer's or the tenderer's risks and responsibilities under the contract, or
- c) affect the competitive position of other tenderers presenting responsive tenders, if it were to be rectified.

Reject a non-responsive tender offer, and not allow it to be subsequently made responsive by correction or withdrawal of the non-conforming deviation or reservation.

C.3.9 Arithmetical errors, omissions and discrepancies

- C.3.9.1** Check Responsive tenders for discrepancies between amounts in words and amounts in figures. Where there is a discrepancy between the amounts in figures and the amount in words, the amount in words shall govern.
- C.3.9.2** Check the highest ranked tender or tenderer with the highest number of tender evaluation points after the evaluation of tender offers in accordance with F.3.11 for:
- a) the gross misplacement of the decimal point in any unit rate;
 - b) omissions made in completing the pricing schedule or bills of quantities; or
 - c) arithmetic errors in:
 - i) line items totals resulting from the product of a unit rate and a quantity in bills of quantities or schedules of prices; or
 - ii) the summation of the prices.
- C.3.9.3** Notify the tenderer of all errors or omissions that are identified in the tender offer and either confirm the tender offer as tendered or accept the corrected total of prices
- C.3.9.4** Where the tenderer elects to confirm the tender offer as tendered, correct the errors as follows:
- a) If bills of quantities or pricing schedules apply and there is an error in the line item total resulting from the product of the unit rate and the quantity, the line item total shall govern and the rate shall be corrected. Where there is an obviously gross misplacement of the decimal point in the unit rate, the line item total as quoted shall govern, and the unit rate shall be corrected.
 - b) Where there is an error in the total of the prices either as a result of other corrections required by this checking process or in the tenderer's addition of prices, the total of the prices shall govern and the tenderer will be asked to revise selected item prices (and their rates if bills of quantities apply) to achieve the tendered total of the prices.

C.3.10 Clarification of a tender offer

Obtain clarification from a tenderer on any matter that could give rise to ambiguity in a contract arising from the tender offer.

C.3.11 Evaluation of tender offers

The Standard Conditions of Tender standardize the procurement processes, methods and procedures from the time that tenders are invited to the time that a contract is awarded. They are generic in nature and are made project specific through choices that are made in developing the Tender Data associated with a specific project.

Conditions of tender are by definition the document that establishes a tenderer's obligations in submitting a tender and the employer's undertakings in soliciting and evaluating tender offers. Such conditions establish the rules from the time a tender is advertised to the time that a contract is awarded and require employers to conduct the process of offer and acceptance in terms of a set of standard procedures

The CIDB Standard Conditions of Tender are based on a procurement system that satisfies the following system requirements:	
Requirement	Qualitative interpretation of goal
Fair	The process of offer and acceptance is conducted impartially without bias, providing simultaneous and timely access to participating parties to the same information.
Equitable	Terms and conditions for performing the work do not unfairly prejudice the interests of the parties.
Transparent	The only grounds for not awarding a contract to a tenderer who satisfies all requirements are restrictions from doing business with the employer, lack of capability or capacity, legal impediments and conflicts of interest.
Competitive	The system provides for appropriate levels of competition to ensure cost effective and best value outcomes.
Cost effective	The processes, procedures and methods are standardized with sufficient flexibility to attain best value outcomes in respect of quality, timing and price, and least resources to effectively manage and control procurement processes.

The activities associated with evaluating tender offers are as follows:

- a) Open and record tender offers received
- b) Determine whether or not tender offers are complete
- c) Determine whether or not tender offers are responsive
- d) Evaluate tender offers
- e) Determine if there are any grounds for disqualification
- f) Determine acceptability of preferred tenderer
- g) Prepare a tender evaluation report
- h) Confirm the recommendation contained in the tender evaluation report

C.3.11.1 General

The employer must appoint an evaluation panel of not less than three persons conversant with the proposed scope of works to evaluate each responsive tender offer using the tender evaluation methods and associated evaluation criteria and weightings that are specified in the tender data.

C.3.12 Insurance provided by the employer

If requested by the proposed successful tenderer, submit for the tenderer's information the policies and / or certificates of insurance which the conditions of contract identified in the **contract data**, require the employer to provide.

C.3.13 Acceptance of tender offer

Accept tender offer, if in the opinion of the employer, it does not present any risk and only if the tenderer:

- a) Is not under restrictions, or has principals who are under restrictions, preventing participating in the employer's procurement,
- b) can, as necessary and in relation to the proposed contract, demonstrate that he or she possesses the professional and technical qualifications, professional and technical competence, financial resources, equipment and other physical facilities, managerial capability, reliability, experience and reputation, expertise and the personnel, to perform the contract,
- c) has the legal capacity to enter into the contract,
- d) is not; insolvent, in receivership, under Business Rescue as provided for in chapter 6 of the Companies Act No. 2008, bankrupt or being wound up, has his/her affairs administered by a court or a judicial officer, has suspended his/her business activities or is subject to legal proceedings in respect of any of the foregoing;
- e) complies with the legal requirements, if any, stated in the **tender data**, and
- f) is able, in the opinion of the employer, to perform the contract free of conflicts of interest.

C.3.14 Prepare contract documents

C.3.14.1 If necessary, revise documents that shall form part of the contract and that were issued by the employer as part of the tender documents to take account of:

- a) addenda issued during the tender period,
- b) inclusion of some of the returnable documents, and
- c) other revisions agreed between the employer and the successful tenderer.

C.3.14.2 Complete the schedule of deviations attached to the form of offer and acceptance, if any.

C.3.15 Complete Adjudicator's Contract

Unless alternative arrangements have been agreed or otherwise provided for in the contract, arrange for both parties to complete formalities for appointing the selected adjudicator at the same time as the main contract is signed.

C.3.16 Registration of the Award

An Employer must, within twenty-one (21) working days from the date on which a contractor's offer to perform a construction works contract is accepted in writing by the employer, register and publish the award on the cidb Register of Projects.

C.3.17 Provide copies of the contracts

Provide to the successful tenderer the number of copies stated in the tender data of the signed copy of the contract as soon as possible after completion and signing of the form of offer and acceptance.

C.3.18 Provide written reasons for actions taken

Provide upon request written reasons to tenderers for any action that is taken in applying these conditions of tender but withhold information which is not in the public interest to be divulged, which is considered to prejudice the legitimate commercial interests of tenderers or might prejudice fair competition between tenderers.



MAHEHLE CLINIC

PART T2 - RETURNABLE DOCUMENTS

T2.1 LIST OF RETURNABLE DOCUMENTS

Project title:	MAHEHLE CLINIC		
Project Manager:	William Coetzee	Tender no:	ZNB 5548/2023-H

STAGE 1 VERIFICATION: MINIMUM MANDATORY / COMPULSORY REQUIREMENTS FOR TENDER EVALUATION PURPOSES

(Tenderer to Insert a tick (✓) in the "Returnable document" column to check which documents he/she returned with the tender)

Document name	Returnable document	
Invitation to Tender - SBD 1 (T2.37)	Yes	
Bidder's Disclosure - SBD 4 (T2.11)	Yes	
Authority to Sign Tender (T2.2)	Yes	
Authority for Consortia or Joint Venture's to Sign Tender (T2.3)	Yes	
Special Resolution of Consortia or Joint Venture's (If applicable) (T2.4)	Yes	
Joint Venture Involvement Declaration (If applicable) (T2.5)	Yes	
Financial Standing and other resources of Business Declaration (T2.8)	Yes	
Site Inspection Certificate as proof for attendance of compulsory briefing meeting (T2.10)	Yes	
Record of Addenda to Tender Documents (T2.12)	Yes	
Schedule of Imported Materials and Equipment (T2.14)	Yes	
Latest Audited Annual Financial Statement (T2.15a)	Yes	
Contractor's Safety, Health and Environmental Declaration. (T2.17)	Yes	
Compulsory Enterprise Questionnaire (T2.18)	Yes	
Tax Compliance Status (TCS) PIN to verify on line Compliance Supplier Status via e-Filing (T2.19)	Yes	
Proof of Good Standing with the Compensation Commissioner (Attach) (T2.20)	Yes	
Form of Offer and Acceptance (Bound into Section 1 of 2) (T2.21)	Yes	
Proof of UIF Registration - Not Applicable (T2.24)	No	N/A
The National Industrial Participation Programme (T2.25)	Yes	
Proof of Registration Number on the Central Suppliers Database (T2.27)	Yes	
Complete Priced Bill of Quantities	Yes	

DOCUMENTS REQUIRED FOR THE EVALUATION OF MANDATORY TECHNICAL CRITERIA (IF APPLICABLE) - T2.29

(Tenderer to Insert a tick (✓) in the "Returnable document" column to check which documents he/she returned with the Tender)

Tender document requirement	Returnable	

>The documents, as stated in the above table if applicable, must be submitted with the tender by the closing date and time as determined by the KZN Department of Health. Should these documents not be submitted by the tenderer as required, then the tender will be declared as non-responsive and will be disqualified. Should the tenderer submit the required documentation but the evaluation committee requires further clarity/information to conduct their assessment, then the tenderer may be contacted to provide this additional information failing which the tenderer shall be eliminated from the evaluation process.

Note:

STAGE 2 DOCUMENTS REQUIRED FOR THE EVALUATION OF FUNCTIONALITY - T2.36

(Tenderer to Insert a tick (✓) in the "Returnable document" column to check which documents he/she returned with the Tender)

Tender document requirement	Returnable document	
Submit copies of Audited Financial Statements, for the past two (2) Financial Years (2021 & 2022 financial years), clearly reflecting the following : i) accepted ratio of liquidity ; ii) solvency and iii) positive owners equity.	Yes	
Tenderer to demonstrate their technical competency, human resource capacity and relevant project experience. Letters of award to be attached and practical completion certificate for completed projects in the preceding 7 years	Yes	
Tenderer to submit a detailed project organogram that sets out the roles and responsibilities of each proposed team member, which is backed up by their curriculum vitae that demonstrates extensive experience	Yes	

STAGE 3 EVALUATION OF PRICE AND PREFERENCE - T2.9

The Department has identified the following specific goal:

- full points(20 points) to companies who are at least 51% Owned by Black People

Ownership verification will be conducted through Central Suppliers Database by National Treasury, through the B-BBEE scorecard attributes or Companies and Intellectual Property Commission (CIPC), using Municipal Local Economic Development Database, Confirmation Letters from Municipality and councillors

(Tenderer to Insert a tick (✓) in the "Returnable document" column to check which documents he/she returned with the tender)

Document name	Returnable document	
Proof of ownership in the form of printouts from CSD or CIPC clearly indicating ownership details	Yes	

T2.2 AUTHORITY TO SIGN TENDER

RESOLUTION of a meeting of the Board of *Directors / Members / Partners of:

(Legally correct full name and registration number, if applicable, of the Enterprise)

held at (town): _____ ON (date): _____

RESOLVED that:

1. The Enterprise submits a Tender to the KZN Department of Health in respect of the following project:

MAHEHLE CLINIC

Tender Number: **ZNB 5548/2023-H**

2. *Mr./Mrs./Ms:

in *his/her capacity as: _____ (Position in the Enterprise)

and who will sign as follows: _____ (Authorised Signatory)

be, and is hereby, authorised to sign the Tender, and any and all other documents and/or correspondence in connection with and relating to this Tender, as well as to sign any Contract, and any and all documentation, resulting from the award of the Tender to the Enterprise mentioned above.

	Name	Capacity	Signature
1			
2			
3			
4			
5			
6			
7			
8			

Note:

- * Delete which is not applicable.
- NB. This resolution / Power of Attorney must be signed by all the Directors / Members / Partners of the Legal Tendering Enterprise authorising the Representative to make this Offer.
- Should the number of Directors / Members/Partners exceed the space available above, additional names and signatures must be supplied on a separate page.
- In the case of the tendering Enterprise being a Close Corporation, a **copy of the Founding Statement** of such corporation must be attached to this tender.

ENTERPRISE STAMP (If Any)

T2.3 AUTHORITY FOR CONSORTIA OR JOINT VENTURES TO SIGN TENDER

RESOLUTION of a meeting of the Board of *Directors / Members / Partners of:

(Legally correct full name and registration number, if applicable, of the Enterprise)

held at (town): _____ on (date): _____

RESOLVED that:

1. The Enterprise submits a Tender, in consortium/Joint Venture with the following Enterprises:

(List all the legally correct full names and registration numbers, if applicable, of the Enterprises forming the Consortium/Joint Venture)

to the KZN Department of Health in respect of the following project:

MAHEHLE CLINIC

Tender Number: **ZNB 5548/2023-H**

2. * Mr. / Mrs. / Ms.: _____ in

*his/her Capacity as: _____ (Position in the Enterprise)

and who will sign as follows: _____
be, and is hereby, authorised to sign a consortium/joint venture agreement with the parties listed under item 1 above, and any and all other documents and/or correspondence in connection with and relating to the consortium/joint venture, in respect of the project described under item 1 above.

- 3. The Enterprise accepts joint and several liability with the parties listed under item 1 above for the due fulfilment of the obligations of the joint venture deriving from, and in any way connected with, the Contract to be entered into with the Department in respect of the project described under item 1 above.
- 4. The Enterprise chooses as its *domicilium citandi et executandi* for all purposes arising from this joint venture agreement and the Contract with the Department in respect of the project under item 1 above:

Physical address: _____

_____ (Postal Code)

Postal Address: _____

_____ (Postal Code)

Telephone number: (Dialling Code followed by number) _____

Fax number: (Dialling Code followed by number) _____

Email Address : _____

***BOARD OF DIRECTORS / MEMBERS / PARTNERS in Consortium of Joint Venture**

	Name	Capacity	Signature
1			
2			
3			
4			
5			
6			
7			
8			
9			
10			
11			
12			
13			
14			
15			

Note:

1. * Delete which is not applicable.
2. NB. This resolution / Power of Attorney must be signed by all the Directors / Members / Partners of the Tendering Enterprise.
3. Should the number of Directors / Members/Partners exceed the space available above, additional names and signatures must be supplied on a separate page.

ENTERPRISE STAMP (If Any)

<p>ENTERPRISE STAMP (If Any)</p>

Deemed to satisfy joint venture arrangements

Grading 2 + Grading 2 + Grading 2
Grading 3 + Grading 3 + Grading 3
Grading 4 + Grading 4
Grading 4 + Grading 3 + Grading 3
Grading 5 + Grading 5
Grading 5 + Grading 4 + Grading 4
Grading 6 + Grading 6
Grading 6 + Grading 5 + Grading 5
Grading 7 + Grading 7 + Grading 7
Grading 8 + Grading 8 + Grading 8

Designation

= 3
= 4
= 5
= 5
= 6
= 6
= 7
= 7
= 8
= 9

Tenderers who envisage entering into a Joint Venture shall complete a submit a Joint Venture Agreement (see copy of CIDB's agreement elsewhere in this document) with this Tender.

T2.4 SPECIAL RESOLUTION OF CONSORTIA OR JOINT VENTURES

RESOLUTION of a meeting of the duly authorised representatives of the following legal entities who have entered into a consortium/joint venture to jointly tender for the project mentioned below: *(legally correct full names and registration numbers, of the Enterprises forming a Consortium/Joint Venture)*

- _____
- _____
- 2. _____
- _____
- 3. _____
- _____
- 4. _____
- _____
- 5. _____
- _____
- 6. _____
- _____
- 7. _____
- _____
- 8. _____
- _____

held at: _____ (place) on _____ (date)

RESOLVED that:

- A. The above-mentioned Enterprises submits a Tender in Consortium/Joint Venture to the KZN Department of Health in respect of the following project:

MAHEHLE CLINIC

Tender Number: **ZNB 5548/2023-H**

Project Code: **WCS No. 058064**

B. Mr/Mrs/Ms: _____ in

*his/her Capacity as: _____ (Position in the Enterprise)

and who will sign as follows: _____

be, and is hereby, authorised to sign the Tender, and any and all other documents and/or correspondence in connection with and relating to the Tender, as well as to sign any Contract, and any and all documentation, resulting from the award of the Tender to the Enterprises in Consortium/Joint Venture mentioned above.

C. The Enterprises constituting the Consortium/Joint Venture, notwithstanding its composition, shall conduct all business under the name and style of:

D. The Enterprises to the Consortium/Joint Venture accept joint and several liability for the due fulfilment of the obligations of the Consortium/Joint Venture deriving from, and in any way connected with, the Contract entered into with the Department in respect of the project described under item A above.

E. Any of the Enterprises to the Consortium/Joint Venture intending to terminate the consortium/joint venture agreement, for whatever reason, shall give the Department 30 days written notice of such intention. Notwithstanding such decision to terminate, the Enterprises shall remain jointly and severally liable to the Department for the due fulfilment of the obligations of the Consortium/Joint Venture as mentioned under item D above.

F. No Enterprise to the Consortium/Joint venture shall, without the prior written consent of the other Enterprises to the Consortium/Joint Venture and of the Department, cede any of its rights or assign any of its obligations under the consortium/joint Venture and of the Department, cede any of its rights or assign any of its obligations under the consortium/joint venture agreement in relation to the Contract with the Department referred to herein.

G. The Enterprises choose as the *domicilium citandi et executandi* of the consortium/joint venture for all purposes arising from the consortium/joint venture agreement and the Contract with the Department in respect of the project under item A above:

Physical address: _____

_____ (Postal Code)

Postal Address: _____

_____ (Postal Code)

Telephone number: (Dialling Code followed by number) _____

Fax number: (Dialling Code followed by number) _____

Email Address : _____

***BOARD OF DIRECTORS / MEMBERS / PARTNERS in Consortium of Joint Venture**

	Name	Capacity	Signature
1			
2			
3			
4			
5			
6			
7			
8			
9			
10			
11			
12			
13			
14			
15			

Note:

- * Delete which is not applicable.*
- NB.** *This resolution / Power of Attorney must be signed by all the Duly Authorised Representatives of the Legal Entities to the Consortium/Joint Venture submitting this Tender.*
- Should the number of Duly Authorised Representatives of the Legal Entities joining forces in this Tender exceed the space available above, additional names and signatures must be supplied on a separate page.*
- Resolutions, duly completed and signed, from the separate Enterprises who participate in this Consortium/Joint Venture must be attached to the Special Resolution.*

T2.5 JOINT VENTURES INVOLVEMENT DECLARATION

Project title:	MAHEHLE CLINIC		
Tender no:	ZNB 5548/2023-H	Project Code:	WCS No. 058064

DECLARATION RELATING TO A TENDER SUBMITTED BY A JOINT VENTURE :

I/We the undersigned parties do hereby declare that our respective involvement in the Works, of which I/we tender by Joint Venture, would be as follows :-

Party No. 1			
CENTRAL SUPPLIERS DATABASE REGISTRATION NO:			
TENDERERS CIDB REGISTRATION NUMBER:			
Name			
Address			
Percentage involvement	%		

Party No. 2			
CENTRAL SUPPLIERS DATABASE REGISTRATION NO:			
TENDERERS CIDB REGISTRATION NUMBER:			
Name			
Address			
Percentage involvement	%		

Party No. 3			
CENTRAL SUPPLIERS DATABASE REGISTRATION NO:			
TENDERERS CIDB REGISTRATION NUMBER:			
Name			
Address			
Percentage involvement	%		

Signed - Party No. 1

I/We (Full Name) _____

duly authorised in my capacity as _____

of (Enterprise name): _____

do jointly and severally accept responsibility for the due performance of the Works contained in the above project should such Tender submitted by the Joint Venture be accepted.

do jointly and severally accept responsibility for the due performance of the Works contained in the above project should such tender submitted by the Joint Venture be accepted.

Signed by Authorised Representative

Date

Signed - Party No. 3

I/We (Full Name) _____

duly authorised in my capacity as _____

of (Enterprise name): _____

do jointly and severally accept responsibility for the due performance of the Works contained in the above project should such tender submitted by the Joint Venture be accepted.

Signed by Authorised Representative

Date

T2.8 FINANCIAL STANDING AND OTHER RESOURCES OF BUSINESS DECLARATION			
Project title:	MAHEHLE CLINIC		
Tender no:	ZNB 5548/2023-H	Project Code:	WCS No. 058064

- (a) Based on the track record determined on the Minimum Average Annual Turnover coupled to the assessed Works Capabilities of Contracting Enterprises, the Construction Industry Development Board (CIDB) awards Grading Designations and accordingly registers it on the system.
- This confirms that a Contractor has, at the time of registration, in the absence of any supply side interventions, sufficient working capital to commence the Works for a single contract and render due performance.
- (b) However, it regularly occurs that a Contractor will at the same time submit tenders for a number of projects that are advertised during an overlapping period. Moreover, the Contractor may be busy with a Contract that is of the registered CIDB Grading Designation (value) or is even attending to a number of smaller valued Contracts.
- (c) It therefore becomes the prerogative of a Tenderer in such instances to prove to the Department that the Enterprise has the capacity in every respect to attend to more than one (1) contract at a time.
- (d) A Tenderer who wishes to be considered for this tender Contract award, over and above other tenders that they have submitted, shall submit if/when requested by the DoH the necessary proof that:
- (i) he/she has access to additional finance (inclusive of a PERFORMANCE GUARANTEE BY A REGISTERED FINANCIAL INSTITUTION),
 - (ii) he/she has additional Human Resources available to successfully complete this project.
 - (iii) he/she has adequate Equipment, Plant and Machinery that all of the above can, undoubtedly, be sourced for this tender. (Please submit to the DoH the name and contact details of the supplier if the Tenderer is going to hire Equipment, Plant or Machinery, when requested.)

I, the undersigned, _____

(name of person authorized to sign on behalf of the Tenderer)

understand that it is the responsibility of the Tenderer to prove and provide if/when requested by the DoH, evidence of the good Financial Standing of the Business to complete the Contract successfully.

Furthermore, it is understood that failure to provide if/when requested by DoH, at least the information as stated in paragraphs (d)(i)(ii) AND (iii) above will not enable the Evaluation Team to assess the CURRENT financial standing of the Business and the failure to provide said information when requested will, therefore, invalidate the Tender.

I accept and understand that the KZN Department of Health, as representative of the Provincial Administration of KwaZulu-Natal in this tender, may act against me and the Tenderer, jointly and severally, should this declaration and/or any information provided be found to be false.

Duly signed at..... on this the..... day of..... 20.....

Full Name of Signatory

Name of Enterprise

Capacity of Signatory

Signature of authorised representative

T2.9 PREFERENCE POINTS CLAIM - SBD 6.1

Project title:	MAHEHLE CLINIC		
Tender no:	ZNB 5548/2023-H	Project Code:	WCS No. 058064

PREFERENCE POINTS CLAIM FORM IN TERMS OF THE PREFERENTIAL PROCUREMENT REGULATIONS 2022

This preference form must form part of all tenders invited. It contains general information and serves as a claim form for preference points for Specific Goals.

BEFORE COMPLETING THIS FORM, TENDERERS MUST STUDY THE GENERAL CONDITIONS, DEFINITIONS AND DIRECTIVES APPLICABLE IN RESPECT OF B-BBEE, AS PRESCRIBED IN THE PREFERENTIAL PROCUREMENT REGULATIONS, 2022.

1. GENERAL CONDITIONS

1.1 The following preference point systems are applicable to all Tenders:

- the 80/20 system for requirements with a Rand value of up to R 50 000 000 (all applicable taxes included); and
- the 90/10 system for requirements with a Rand value above R 50 000 000 (all applicable taxes included).

1.2 The applicable preference point system for this tender is the 90/10 preference point system.

1.3 Points for this tender (even in the case of a tender for income-generating contracts) shall be awarded for:

(a) Price points and	90
(b) Specific Goals	10

1.4 The maximum points for this tender are allocated as follows:

	POINTS
PRICE	90
SPECIFIC GOALS	10
TOTAL POINTS FOR PRICE AND SPECIFIC GOALS	100

- 1.5 Failure on the part of a tenderer to submit proof or documentation required in terms of this tender to claim points for specific goals with the tender, will be interpreted to mean that preference points for specific goals are not claimed.
- 1.6 The organ of state reserves the right to require of a tenderer, either before a tender is adjudicated or at any time subsequently, to substantiate any claim in regard to preferences, in any manner required by the organ of state.

2 DEFINITIONS

- (a) "tender" means a written offer in the form determined by an organ of state in response to an invitation to provide goods or services through price quotations, competitive tendering process or any other method envisaged in legislation;
- (b) "price" means an amount of money tendered for goods or services, and includes all applicable taxes less all unconditional discounts;
- (c) "rand value" means the total estimated value of a contract in Rand, calculated at the time of bid invitation, and includes all applicable taxes;
- (d) "tender for income-generating contracts" means a written offer in the form determined by an organ of state in response to an invitation for the origination of income-generating contracts through any method envisaged in legislation that will result in a legal agreement between the organ of state and a third party that produces revenue for the organ of state, and includes, but is not limited to, leasing and disposal of assets and concession contracts, excluding direct sales and disposal of assets through public auctions; and
- (e) "the Act" means the Preferential Procurement Policy Framework Act, 2000 (Act No. 5 of 2000).

3 FORMULAE FOR PROCUREMENT OF GOODS AND SERVICES

3.1 POINTS AWARDED FOR PRICE

3.1.1 THE 80/20 OR 90/10 PREFERENCE POINT SYSTEMS

A maximum of 80 or 90 points is allocated for price on the following basis:

$$P_s = 80 \left(1 - \frac{P_t - P_{\min}}{P_{\min}} \right) \quad \text{or} \quad P_s = 90 \left(1 - \frac{P_t - P_{\min}}{P_{\min}} \right)$$

Where:

- P_s = Points scored for cooperative price of Tender under consideration
 P_t = Comparative price of Tender under consideration
 P_{\min} = Comparative price of lowest acceptable Tender

3.2 FORMULAE FOR DISPOSAL OR LEASING OF STATE ASSETS AND INCOME GENERATING PROCUREMENT

3.2.1 POINTS AWARDED FOR PRICE

A maximum of 80 or 90 points is allocated for price on the following basis:

$$P_s = 80 \left(1 - \frac{P_t - P_{\min}}{P_{\min}} \right) \quad \text{or} \quad P_s = 90 \left(1 - \frac{P_t - P_{\min}}{P_{\min}} \right)$$

Where:

- P_s = Points scored for cooperative price of Tender under consideration
 P_t = Comparative price of Tender under consideration
 P_{\min} = Comparative price of lowest acceptable Tender

4 POINTS AWARDED FOR SPECIFIC GOALS

4,1 In terms of Regulation 4(2); 5(2); 6(2) and 7(2) of the Preferential Procurement Regulations, preference points must be awarded for specific goals stated in the tender. For the purposes of this tender the tenderer will be allocated points based on the goals stated in table 1 below as may be supported by proof/ documentation stated in the conditions of this tender:

4,2 In cases where organs of state intend to use Regulation 3(2) of the Regulations, which states that, if it is unclear whether the 80/20 or 90/10 preference point system applies, an organ of state must, in the tender documents, stipulate in the case of—

(a) an invitation for tender for income-generating contracts, that either the 80/20 or 90/10 preference point system will apply and that the highest acceptable tender will be used to determine the applicable preference point system; or

(b) 3any other invitation for tender, that either the 80/20 or 90/10 preference point system will apply and that the lowest acceptable tender will be used to determine the applicable preference point system,

then the organ of state must indicate the points allocated for specific goals for both the 90/10 and 80/20 preference point system.

Table 1: Specific goals for the tender and points claimed are indicated per the table below.

(Note to organs of state: Where either the 90/10 or 80/20 preference point system is applicable, corresponding points must also be indicated as such.

Note to tenderers: The tenderer must indicate how they claim points for each preference point system.)

The specific goals allocated points in terms of this tender	Number of points allocated 90/10 system	Number of points claimed 90/10 system (To be completed by the tenderer)
Companies who are at least 51% Owned by Black People	10	

DECLARATION WITH REGARD TO COMPANY/FIRM

4,3 Name of company/firm: _____

4,4 Company registration number: _____

4,5 TYPE OF COMPANY/ FIRM

- | | |
|--------------------------|--|
| <input type="checkbox"/> | Partnership/Joint Venture / Consortium |
| <input type="checkbox"/> | One-person business/sole propriety |
| <input type="checkbox"/> | Close corporation |
| <input type="checkbox"/> | Public Company |
| <input type="checkbox"/> | Personal Liability Company |
| <input type="checkbox"/> | (Pty) Limited |
| <input type="checkbox"/> | Non-Profit Company |
| <input type="checkbox"/> | State Owned Company |

[Tick applicable box]

4,6 I, the undersigned, who is duly authorised to do so on behalf of the company/firm, certify that the points claimed, based on the specific goals as advised in the tender, qualifies the company/ firm for the preference(s) shown and I acknowledge that:

- i) The information furnished is true and correct;
- ii) The preference points claimed are in accordance with the General Conditions as indicated in paragraph 1 of this form;
- iii) In the event of a contract being awarded as a result of points claimed as shown in paragraphs 1.4 and 4.2, the contractor may be required to furnish documentary proof to the satisfaction of the organ of state that the claims are correct;
- iv) If the specific goals have been claimed or obtained on a fraudulent basis or any of the conditions of contract have not been fulfilled, the organ of state may, in addition to any other remedy it may have –
 - (a) disqualify the person from the tendering process;
 - (b) recover costs, losses or damages it has incurred or suffered as a result of that person's conduct;
 - (c) cancel the contract and claim any damages which it has suffered as a result of having to make less favourable arrangements due to such cancellation;
 - (d) recommend that the tenderer or contractor, its shareholders and directors, or only the shareholders and directors who acted on a fraudulent basis, be restricted from obtaining business from any organ of state for a period not exceeding 10 years, after the audi alteram partem (hear the other side) rule has been applied; and
 - (e) forward the matter for criminal prosecution, if deemed necessary.

.....
SIGNATURE(S) OF TENDERER(S)

SURNAME AND NAME:

DATE:

ADDRESS:

.....

.....

T2.10 SITE INSPECTION MEETING CERTIFICATE			
Project title:	MAHEHLE CLINIC		
Tender no:	ZNB 5548/2023-H	Project Code:	WCS No. 058064
Site Inspection Date:		18 August 2023	

This is to certify that I, _____ (Name of authorised Representative)
representing _____ (Name of Enterprise)
visited the site on: _____ (Date)


I have made myself familiar with all local conditions likely to influence the work and the cost thereof. I further certify that I am satisfied with the description of the work and explanations given at the site inspection meeting and that I understand the work to be done, as specified and implied, in the execution of this contract.

I declare that my representative is technically capable and knowledgeable to represent my company in the meeting. I further confirm that my representative's attendance at this site meeting, shall be deemed conclusive proof that my Enterprise is fully aware of what was said and discussed at this meeting.

Name of Tenderer	Signature	Date

Name of DOH Representative	Signature	Date

This form is only to be completed when applicable to the tender and if a Compulsory Briefing meeting has been called.



Departmental Stamp:

T2.11 BIDDER'S DISCLOSURE - SBD 4			
Project title:	MAHEHLE CLINIC		
Tender no:	ZNB 5548/2023-H	Project Code:	WCS No. 058064

1. PURPOSE OF THE FORM

Any person (natural or juristic) may make an offer or offers in terms of this invitation to bid. In line with the principles of transparency, accountability, impartiality, and ethics as enshrined in the Constitution of the Republic of South Africa and further expressed in various pieces of legislation, it is required for the bidder to make this declaration in respect of the details required hereunder.

Where a person/s are listed in the Register for Tender Defaulters and / or the List of Restricted Suppliers, that person will automatically be disqualified from the bid process.

2. Bidder's declaration

2.1 Is the bidder, or any of its directors / trustees / shareholders / members / partners or any person having controlling interest¹ in the enterprise, employed by the state? **YES / NO**

2.1.1 If so, furnish particulars of the names, individual identity numbers, and, if applicable, state employee numbers of sole proprietor/ directors / trustees / shareholders / members/ partners or any person having a controlling interest in the enterprise, in table below.

Full Name	Identity Number	Name of institution	State

2.2 Do you, or any person connected with the bidder, have a relationship with any person who is employed by the procuring institution? **YES / NO**

2.2.1 If so, furnish particulars:

¹ the power, by one person or a group of persons holding the majority of the equity of an enterprise, alternatively, the person/s having the deciding vote or power to influence or to direct the course and decisions of the enterprise.

2.3. Does the bidder or any of its directors / trustees / shareholders / members / partners or any person having a controlling interest in the enterprise have any interest in any other related enterprise whether or not they are bidding for this contract? **YES / NO**

2.3.1 If so, furnish particulars:

3. DECLARATION

I, the undersigned, (name)..... in submitting the accompanying bid, do hereby make the following statements that I certify to be true and complete in every respect:

3.1 I have read and I understand the contents of this disclosure;

3.2I understand that the accompanying bid will be disqualified if this disclosure is found not to be true and complete in every respect;

3.3 The bidder has arrived at the accompanying bid independently from, and without consultation, communication, agreement or arrangement with any competitor. However, communication between partners in a joint venture or consortium² will not be construed as collusive bidding.

3.4 In addition, there have been no consultations, communications, agreements or arrangements with any competitor regarding the quality, quantity, specifications, prices, including methods, factors or formulas used to calculate prices, market allocation, the intention or decision to submit or not to submit the bid, bidding with the intention not to win the bid and conditions or delivery particulars of the products or services to which this bid invitation relates.

3.4The terms of the accompanying bid have not been, and will not be, disclosed by the bidder, directly or indirectly, to any competitor, prior to the date and time of the official bid opening or of the awarding of the contract.

² Joint venture or Consortium means an association of persons for the purpose of combining their expertise, property, capital, efforts, skill and knowledge in an activity for the execution of a contract.

3.5 There have been no consultations, communications, agreements or arrangements made by the bidder with any official of the procuring institution in relation to this procurement process prior to and during the bidding process except to provide clarification on the bid submitted where so required by the institution; and the bidder was not involved in the drafting of the specifications or terms of reference for this bid.

3.6I am aware that, in addition and without prejudice to any other remedy provided to combat any restrictive practices related to bids and contracts, bids that are suspicious will be reported to the Competition Commission for investigation and possible imposition of administrative penalties in terms of section 59 of the Competition Act No 89 of 1998 and or may be reported to the National Prosecuting Authority (NPA) for criminal investigation and or may be restricted from conducting business with the public sector for a period not exceeding ten (10) years in terms of the Prevention and Combating of Corrupt Activities Act No 12 of 2004 or any other applicable legislation.

I CERTIFY THAT THE INFORMATION FURNISHED IN PARAGRAPHS 1, 2 and 3 ABOVE IS CORRECT.

I ACCEPT THAT THE STATE MAY REJECT THE BID OR ACT AGAINST ME IN TERMS OF PARAGRAPH 6 OF PFMA SCM INSTRUCTION 03 OF 2021/22 ON PREVENTING AND COMBATING ABUSE IN THE SUPPLY CHAIN MANAGEMENT SYSTEM SHOULD THIS DECLARATION PROVE TO BE FALSE.

Signature

Date

Position

Name of Bidder

T2.12 RECORD OF ADDENDA TO TENDER DOCUMENTS			
Project title:	MAHEHLE CLINIC		
Tender no:	ZNB 5548/2023-H	Project Code:	WCS No. 058064

The undersigned confirm that the following communications received from the employer before the submission of this tender offer, amending the tender documents, have been taken into account in this tender offer:

	Date	Title or Details	No. of Pages
1			
2			
3			
4			
5			
6			
7			
8			
9			
10			
11			
12			
13			

Attach Additional Pages if more space is required

If it is found that the Tenderer has failed to incorporate any addendum into their tender document, the tender will be deemed non-responsive

Signed		Date	
Name		Position	
Tenderer			

T2.14 SCHEDULE FOR IMPORTED MATERIALS AND EQUIPMENT

Project title:	MAHEHLE CLINIC		
Tender no:	ZNB 5548/2023-H	Project Code:	WCS No. 058064

This schedule should be completed by the tenderer. (Attach additional page(s) if more space is required)

Item	Material / Equipment	Quotation (Excluding VAT)
1		R
2		R
3		R
4		R
5		R
6		R

The Contractor shall list imported items, materials and/or equipment which shall be excluded from the Contract Price Adjustment Provisions (if applicable) and shall be adjusted in terms of currency fluctuations only. Copies of the supplier's quotations for the items, materials or equipment (provided that such costs shall not be higher than the relevant contract rate as listed above) should be lodged with the Principal Agent / Engineer of the Department of Health within 60 (sixty) days from the date of acceptance of the tender. No adjustment of the local VAT amount, nor the contractor's profit, discount, mark-up, handling costs, etc. shall be allowed. (See P&G E16)

These net amounts will be adjusted as follows:

FORMULA:

The net amount to be added to or deducted from the contract sum:

$$A = V \left(\frac{Z}{Y} - 1 \right)$$

A = the amount (R) of adjustment

V = the net amount (supplier's quotation) (R) of the imported item

Y = exchange rate 14 days prior to closing date of tender submission

Z = exchange rate on the date of the Bill of Lading* of exporters invoice.

** A bill of lading (sometimes abbreviated as B/L or BoL) is a document issued by a carrier which details a shipment of merchandise and gives title of that shipment to a specified party. Bills of lading are one of three important documents used in international trade to help guarantee that exporters receive payment and importers receive merchandise. A straight bill of lading, which is referred to above, is used when payment has been made in advance of shipment and requires a carrier to deliver the merchandise to the appropriate party. It is therefore the date of the paid up invoice when the shipment leaves the exporter's location. [http://en.wikipedia.org/wiki/Bill_of_lading]*

Name of authorised representative	Signature	Date

T2.15a LATEST 12 MONTH AUDITED ANNUAL FINANCIAL STATEMENT

Project title:	MAHEHLE CLINIC		
Tender no:	ZNB 5548/2023-H	Project Code:	WCS No. 058064

ATTACH A COPY OF THE LATEST AUDITED ANNUAL FINANCIAL STATEMENT OF THE COMPANY

NOTE

In the case of a Tender by a Joint Venture, copies of the annual financial statements of the past financial year in respect of each party to the Joint Venture must be attached to this page

ATTACH COMPANY LATEST 12 MONTHS AUDITED ANNUAL FINANCIAL STATEMENTS TO THIS PAGE

T2.17 CONTRACTOR'S SAFETY, HEALTH AND ENVIRONMENTAL DECLARATION			
Project title:	MAHEHLE CLINIC		
Tender no:	ZNB 5548/2023-H	Project Code:	WCS No. 058064

In terms of Regulation 5(1)(h) of the Construction Regulations of February 2014 a Contractor may only be appointed to perform construction work if the Client is satisfied that the Contractor has the necessary competencies and resources to carry out the work safely in accordance with the Occupational Health and Safety Act, Act 85 of 1993 and the Construction Regulations of February 2014. In line with this requirement the Contractor is required to read through this document carefully, sign it and submit it with his/her Tender.

DECLARATION

1. I, the undersigned hereby declare and confirm that I am fully conversant with the Occupational Health and Safety Act, Act 85 of 1993 and the Construction Regulations of February 2014 and the Construction Safety, Health and Environmental Specifications attached to this document.
2. I hereby declare that my company and its employees has the necessary competency and resources to safely carry out the construction works under this contract in compliance with the Occupational Health and Safety Act, Act 85 of 1993, the Construction Regulations of February 2014 and the Construction Safety, Health and Environmental Specifications.
3. I hereby confirm that adequate provisions has been made in my Tender to cover the cost of all Safety, Health and Environmental duties and responsibilities imposed on me by the Occupational Health and Safety Act, Act 85 of 1993, the Construction Regulations of February 2014 and the Construction Safety, Health and Environmental Specifications.
4. I hereby undertake that if my Tender is accepted, to provide before commencement of the Works under the contract or as required by the Conditions of the Contract, a suitable and sufficiently documented Construction Safety, Health and Environmental Management Plan in accordance with Regulation 7(1)(a) of the Construction Regulations of February 2014, which shall be subject for approval by the Client.
5. I confirm that I may not commence with any part of construction work under the contract until my Construction Safety Health and Environmental Management Plan has been approved in writing by the Client.
6. I hereby confirm that copies of the following documentation will be kept on site for viewing and inspection purposes for the duration of the construction work:
 - a) Client's Construction Safety, Health and Environmental Specification.
 - b) Approved Construction Safety, Health and Environmental Plan.
 - c) Occupational Health and Safety Act, Act 85 of 1993.
 - d) Construction Regulations of February 2014.
7. I agree that my failure to complete and execute this declaration to the satisfaction of the Client will mean that I am unable to comply with the requirements of the Occupational Health and Safety Act, Act 85 of 1993 and the Construction Regulations of February 2014, and accept that my Tender will be rejected.

Duly signed at..... on this the..... day of..... 20.....

Full Name of Signatory

Name of Enterprise

Capacity of Signatory

Signature of authorised representative of Tenderer

T2.18 Compulsory Enterprise Questionnaire

Project title:	MAHEHLE CLINIC		
Tender no:	ZNB 5548/2023-H	Project Code:	WCS No. 058064

The following particulars must be furnished. In the case of a joint venture, separate enterprise questionnaires in respect of each partner must be completed and submitted.

Section 1: Name of enterprise:	
Section 2: VAT registration number, if any:	
Section 3: CIDB registration number, if any:	
Section 4: CSD Number:	

Section 5: Particulars of sole proprietors and partners in partnerships

Name*	Identity number*	Personal income tax number*

* Complete only if sole proprietor or partnership and attach separate page if more than 6 partners

Section 6: Particulars of companies and close corporations

Company registration number	
Close corporation number	
Tax reference number	

Section 7: SBD4 issued by National Treasury must be completed for each tender and be attached as a tender requirement

Section 8: SBD6 issued by National Treasury must be completed for each tender and be attached as a tender requirement

Section 9: -

Section 10: -

The undersigned, who warrants that he/she is duly authorised to do so on behalf of the enterprise:

- i) authorizes the Employer to verify the tenderers tax clearance status from the South African Revenue Services that it is in order;
- ii) confirms that neither the name of the enterprise or the name of any partner, manager, director or other person, who wholly or partly exercises, or may exercise, control over the enterprise appears on the Register of Tender Defaulters established in terms of the Prevention and Combating of Corrupt Activities Act of 2004;
- iii) confirms that no partner, member, director or other person, who wholly or partly exercises, or may exercise, control over the enterprise appears, has within the last five years been convicted of fraud or corruption;
- iv) confirms that I / we are not associated, linked or involved with any other tendering entities submitting tender offers and have no other relationship with any of the tenderers or those responsible for compiling the scope of work that could cause or be interpreted as a conflict of interest; and
- iv) confirms that the contents of this questionnaire are within my personal knowledge and are to the best of my belief both true and correct.

Signed		Date	
Name			
Position			
Enterprise name			

**T2.19 TAX COMPLIANCE STATUS (TCS) PIN TO VERIFY ON LINE
COMPLIANCE SUPPLIER STATUS VIA SARS e-FILING**

Project title:	MAHEHLE CLINIC		
Tender no:	ZNB 5548/2023-H	Project Code:	WCS No. 058064

TAX CLEARANCE REQUIREMENTS

It is a condition of Tender that the taxes of the successful tenderer must be in order, or that satisfactory arrangements have been made with South African Revenue Service (SARS) to meet the tenderer's tax obligations. It is a condition of this Offer of Commission that your practice remains in good standing with SARS (South African Revenue Services) in terms of its tax clearance.

1. In order to meet this requirement Tenderers are required to apply via e-filing at any SARS branch office nationally. The Tax Compliance Status (TCS) requirements are also applicable to foreign Tenderers / individuals who wish to submit tenders.
2. SARS will then furnish the tenderer with a Tax Compliance Status (TCS) **PIN** that will be valid for a period of 1 (one) year from the date of approval.
3. In tenders where Consortia / Joint Ventures / Sub-contractors are involved, each party must submit a separate Tax Compliance Status (TCS) PIN.
4. Application for Tax Compliance Status (TCS) PIN can be done via e-filing at any SARS branch office nationally or on the website www.sars.gov.za.
5. Tax Clearance Certificates may be printed via eFiling. In order to use this provision, taxpayers will need to register with SARS as eFilers through the website www.sars.gov.za.

IMPORTANT NOTICE

1. The South African Revenue Services (SARS) has phased out the issuing of paper Tax Clearance Certificates.
2. From 18 April 2016 SARS introduced an enhanced Tax Compliance (TCS) system.
3. The new system allows taxpayers to obtain a Tax Compliance Status (PIN), which can be utilised by authorised third parties to verify taxpayers compliance status online via SARS e-filing.
4. Tenderers are required to fill in clearly, legibly, in bold print and black ink the SARS (TCS) PIN number and Tax Reference number in the space hereunder:

Tax Compliance Status(TCS) PIN Number	
Company / Tendering Entity Tax Reference Number	

Name of Tenderer:

Signature of tenderer:

Date:

**T2.20 PROOF OF GOOD STANDING WITH THE COMPENSATION
COMMISSIONER**

Project title:	MAHEHLE CLINIC		
Tender no:	ZNB 5548/2023-H	Project Code:	WCS No. 058064

**ATTACH A COPY OF PROOF, THAT THE TENDERER IS IN
GOOD STANDING WITH THE COMPENSATION
COMMISSIONER, TO THIS PAGE FOR ADJUDICATION
PURPOSES**

NOTE

In the case of a Tender by a Joint Venture, copies of proof of Good Standing with the Compensation Commissioner in respect of each party to the Joint Venture must be attached to this page

T2.21 - FORM OF OFFER AND ACCEPTANCE

Tender no: ZNB 5548/2023-H

OFFER

The Employer, identified in the Acceptance signature block, has solicited offers to enter into a contract for the procurement of :

MAHEHLE CLINIC

The Tenderer, identified in the Offer signature block, has examined the documents listed in the Tender Data and Addenda thereto as listed in the Returnable Schedules, and by submitting this Offer has accepted the Conditions of Tender.

By the representative of the Tenderer, deemed to be duly authorized, signing this part of this Form of Offer and Acceptance, the tenderer offers to perform all of the obligations and liabilities of the Contractor under the contract including compliance with all its terms and conditions according to their true intent and meaning for an amount to be determined in accordance with the Conditions of Contract identified in the Contract Data.

THE OFFERED TOTAL OF THE PRICES INCLUSIVE OF VALUE ADDED TAX IS:

Amount (in words):	
Amount in figures:	R

This Offer may be accepted by the Employer by signing the Acceptance part of this Form of Offer and Acceptance and returning one copy of this document to the Tenderer before the end of the period of validity stated in the Tender Data, whereupon the Tenderer becomes the party named as the Contractor in the Conditions of Contract identified in the Contract Data.

Signature (s)			
Name (s)			
Capacity			
For the tenderer			
	(Name and address of tenderer)		
Name and signature of witness			Date

ACCEPTANCE

By signing this part of this Form of Offer and Acceptance, the Employer identified below, accepts the Tenderer's offer. In consideration thereof, the Employer shall pay the Contractor the amount due in accordance with the Conditions of Contract identified in the Contract Data. Acceptance of the Tenderer's offer shall form an agreement between the Employer and the Tenderer upon the terms and conditions contained in this Agreement and in the contract that is the subject of this Agreement.

The terms of the contract, are contained in:

Part C1	Agreement and Contract Data, (which includes this agreement)
Part C2	Pricing data
Part C3	Scope of work.
Part C4	Site information and drawings and documents or parts thereof, which may be incorporated by reference into the above listed Parts.

Deviations from and amendments to the documents listed in the tender data and any addenda thereto as listed in the returnable schedules as well as any changes to the terms of the offer agreed by the tenderer and the employer during this process of offer and acceptance, are contained in the schedule of deviations attached to and forming part of this form of offer and acceptance. No amendments to or deviations from said documents are valid unless contained in this schedule.

The tenderer shall within two weeks after receiving a completed copy of this agreement, including the schedule of deviations (if any), contact the employer's agent (whose details are given in the contract data) to arrange the delivery of any securities, bonds, guarantees, proof of insurance and any other documentation to be provided in terms of the conditions of contract identified in the contract data. Failure to fulfil any of these obligations in accordance with those terms shall constitute a repudiation of this agreement.

Notwithstanding anything contained herein, this agreement comes into effect on the date when the tenderer receives one fully completed original copy of this document, including the schedule of deviations (if any). Unless the tenderer (now contractor) within five (5) working days of the date of such receipt notifies the employer in writing of any reason why he/she cannot accept the contents of this agreement, this agreement shall constitute a binding contract between the parties.

Signature (s)			
Name (s)			
Capacity			
For the employer			
	<i>(Name and address of employer)</i>		
Name and signature of witness			

Schedule of Deviations

Notes:

1. The extent of deviations from the tender documents issued by the employer before the tender closing date is limited to those permitted in terms of the conditions of tender.
2. A tenderer's covering letter shall not be included in the final contract document. Should any matter in such letter, which constitutes a deviation as aforesaid, become the subject of agreements reached during the process of offer and acceptance, the outcome of such
3. Any other matter arising from the process of offer and acceptance either as a confirmation, clarification or change to the tender documents and which it is agreed by the Parties becomes an obligation of the contract shall also be recorded here.
4. Any change or addition to the tender documents arising from the above agreements and recorded here, shall also be incorporated into the final draft of the Contract.

1.1.1. Subject:

Details:

1.1.2. Subject:

Details:

1.1.3. Subject:

Details:

1.1.4. Subject:

Details:

By the duly authorised representatives signing this agreement, the employer and the tenderer agree to and accept the foregoing schedule of deviations as the only deviations from and amendments to the documents listed in the tender data and addenda thereto as listed in the returnable schedules, as well as any confirmation, clarification or changes to the terms of the offer agreed by the tenderer and the employer during this process of offer and acceptance.

It is expressly agreed that no other matter whether in writing, oral communication or implied during the period between the issue of the tender documents and the receipt by the tenderer of a completed signed copy of this Agreement shall have any meaning or effect in the contract between the parties arising from this agreement.

T2.22 - FINAL BILL OF QUANTITY SUMMARY

Project title:	MAHEHLE CLINIC		
Tender no:	ZNB 5548/2023-H	Project Code:	WCS No. 058064

ATTACH SUMMARY PAGE OF THE BILL OF QUANTITIES

T2.24 - PROOF OF VALID UIF REGISTRATION

Project title:	MAHEHLE CLINIC		
Tender no:	ZNB 5548/2023-H	Project Code:	WCS No. 058064

CURRENTLY NOT APPLICABLE

T2.25 THE NATIONAL INDUSTRIAL PARTICIPATION PROGRAMME

INTRODUCTION

The National Industrial Participation (NIP) Programme, which is applicable to all government procurement contracts that have an imported content, became effective on the 1 September 1996. The NIP policy and guidelines were fully endorsed by Cabinet on 30 April 1997. In terms of the Cabinet decision, all state and parastatal purchases / lease contracts (for goods, works and services) entered into after this date, are subject to the NIP requirements. NIP is obligatory and therefore must be complied with. The Industrial Participation Secretariat (IPS) of the Department of Trade and Industry (DTI) is charged with the responsibility of administering the programme.

1 PILLARS OF THE PROGRAMME

- 1.1 The NIP obligation is benchmarked on the imported content of the contract. Any contract having an imported content equal to or exceeding US\$ 10 million or other currency equivalent to US\$ 10 million will have a NIP obligation. This threshold of US\$ 10 million can be reached as follows:
- (a) Any single contract with imported content exceeding US\$10 million.
or
 - (b) Multiple contracts for the same goods, works or services each with imported content exceeding US\$3 million awarded to one seller over a 2 year period which in total exceeds US\$10 million.
or
 - (c) A contract with a renewable option clause, where should the option be exercised the total value of the imported content will exceed US\$10 million.
or
 - (d) Multiple suppliers of the same goods, works or services under the same contract, where the value of the imported content of each allocation is equal to or exceeds US\$ 3 million worth of goods, works or services to the same government institution, which in total over a two (2) year period exceeds US\$10 million.
- 1.2 The NIP obligation applicable to suppliers in respect of sub-paragraphs 1.1 (a) to 1.1 (c) above will amount to 30 % of the imported content whilst suppliers in respect of paragraph 1.1 (d) shall incur 30% of the total NIP obligation on a pro-rata basis.
- 1.3 To satisfy the NIP obligation, the DTI would negotiate and conclude agreements such as investments, joint ventures, sub-contracting, licensee production, export promotion, sourcing arrangements and research and development (R&D) with partners or suppliers.
- 1.4 A period of seven years has been identified as the time frame within which to discharge the obligation.

2 REQUIREMENTS OF THE DEPARTMENT OF TRADE AND INDUSTRY

- 2.1 In order to ensure effective implementation of the programme, successful tenderers (contractors) are required to, immediately after the award of a contract that is in excess of R10 million (ten million Rands), submit details of such a contract to the DTI for reporting purposes.
- 2.2 The purpose for reporting details of contracts in excess of the amount of R10 million (ten million Rands) is to cater for multiple contracts for the same goods, works or services; renewable contracts and multiple suppliers for the same goods, works or services under the same contract as provided for in paragraphs 1.1.(b) to 1.1. (d) above.

3 Tender SUBMISSION AND CONTRACT REPORTING REQUIREMENTS OF TenderDERS AND SUCCESSFUL TenderDERS (CONTRACTORS)

- 3.1 Tenderders are required to sign and submit this Standard Tendering Document (SBD 5) together with the Tender on the closing date and time.

3,2 In order to accommodate multiple contracts for the same goods, works or services; renewable contracts and multiple suppliers for the same goods, works or services under the same contract as indicated in sub-paragraphs 1.1 (b) to 1.1 (d) above and to enable the DTI in determining the NIP obligation, successful Tenderders (contractors) are required, immediately after being officially notified about any successful Tender with a value in excess of R10 million (ten million Rands), to contact and furnish the DTI with the following information:

- Tender / contract number.
- Description of the goods, works or services.
- Date on which the contract was accepted.
- Name, address and contact details of the government institution.
- Value of the contract.
- Imported content of the contract, if possible.

3,3 The information required in paragraph 3.2 above must be sent to the Department of Trade and Industry, Private Bag X 84, Pretoria, 0001 for the attention of Mr. Elias Malapane within five (5) working days after award of the contract. Mr. Malapane may be contacted on telephone (012) 394 1401, facsimile (012) 394 2401 or e-mail at Elias@thedti.gov.za for further details about the programme.

4 PROCESS TO SATISFY THE NIP OBLIGATION

4,1 Once the successful Tenderder (contractor) has made contact with and furnished the DTI with the information required, the following steps will be followed:

- a. the contractor and the DTI will determine the NIP obligation;
- b. the contractor and the DTI will sign the NIP obligation agreement;
- c. the contractor will submit a performance guarantee to the DTI;
- d. the contractor will submit a business concept for consideration and approval by the DTI;
- e. upon approval of the business concept by the DTI, the contractor will submit detailed business plans outlining the business concepts;
- f. the contractor will implement the business plans; and
- g. the contractor will submit bi-annual progress reports on approved plans to the DTI.

4,2 The NIP obligation agreement is between the DTI and the successful Tenderder (contractor) and, therefore, does not involve the purchasing institution.

Tender number: _____	Closing date: _____
Name of tenderer: _____	
Postal address: _____ _____	
Signature: _____	Name (in print): _____
Date: _____	

T2.27 - PROOF OF REGISTRATION ON CENTRAL SUPPLIERS DATABASE

Project title:	MAHEHLE CLINIC		
Bid no:	ZNB 5548/2023-H	Project Code:	WCS No. 058064

ATTACH A COPY OF PROOF, THAT THE BIDDER IS REGISTERED ON THE CENTRAL SUPPLIERS DATABASE TO THIS PAGE FOR ADJUDICATION PURPOSES

NOTE

In the case of a Tender by a Joint Venture, copies of proof of registration on the Central Suppliers Data Base in respect of each party to the Joint Venture must be attached to this page

T2.28 - PROOF OF CIDB REGISTRATION NUMBER

Project title:	MAHEHLE CLINIC		
Tender no:	ZNB 5548/2023-H	Project Code:	WCS No. 058064

ATTACH A COPY OF PROOF, THAT THE TENDERER IS REGISTERED WITH THE CONSTRUCTION INDUSTRY DEVELOPMENT BOARD (CIDB) TO THIS PAGE FOR ADJUDICATION PURPOSES

NOTE

In the case of a Tender by a Joint Venture, copies of proof of registration with the CIDB in respect of each party to the Joint Venture must be attached to this page

T2.29 MANDATORY TECHNICAL CRITERIA

The following section contains the Mandatory Technical requirements for this bid and may include but is not limited to equipment/plant requirements, personnel requirements, minimum level of experience, professionals required, certifications required, minimum financial requirements, etc. Should the tenderer fail any of the criteria in T2.29, the tender will be deemed non-responsive and will be excluded from further evaluation. This evaluation forms part of Stage 1.

T2.29 Mandatory Technical Criteria

Successful tenderers must pass all technical criteria as set out below. If below table is blank then Mandatory Technical Criteria is not applicable on this tender.

	Criteria	Deliverable Required	Deliverable meets Criteria (YES / NO) (FOR USE BY EVALUATION COMMITTEE)	Comments (FOR USE BY EVALUATION COMMITTEE)

T2.30 CONTRACT FORM - PURCHASE OF GOODS/WORKS-Part 1

THIS FORM MUST BE FILLED IN DUPLICATE BY BOTH THE SUCCESSFUL TENDERER (PART 1) AND THE PURCHASER (PART 2). BOTH FORMS MUST BE SIGNED IN THE ORIGINAL SO THAT THE SUCCESSFUL TENDERER AND THE PURCHASER WOULD BE IN POSSESSION OF ORIGINALLY SIGNED CONTRACTS FOR THEIR RESPECTIVE RECORDS.

PART 1 (TO BE FILLED IN BY THE TENDERER)

- 1. I hereby undertake to supply all or any of the goods and/or works described in the attached tendering documents to Head: Health (Department of Health: Province of KwaZulu-Natal) in accordance with the requirements and specifications stipulated in tender number ZNB 5548/2023-H at the price/s
- 2. The following documents shall be deemed to form and be read and construed as part of this agreement:
 - (i) Tendering documents, viz
 - Invitation to tender;
 - Tax Compliance Status (TCS) **PIN**;
Pricing schedule(s);
 - Technical Specification(s);
 - Preference claims for Specific Goals in terms of the Preferential Procurement Regulations 2022;
 - Declaration of interest;
 - Declaration of Tenderder's past SCM practices;
 - Certificate of Independent Tender Determination
 - Special Conditions of Contract;
 - (ii) General Conditions of Contract for construction works Edition 2 - GCC2010; and
 - (iii) Other (specify)
- 3. I confirm that I have satisfied myself as to the correctness and validity of my Tender; that the price(s) and rate(s) quoted cover all the goods and/or works specified in the Tendering documents; that the price(s) and rate(s) cover all my obligations and I accept that any mistakes regarding price(s) and rate(s) and calculations will be at my own risk.
- 4. I accept full responsibility for the proper execution and fulfilment of all obligations and conditions devolving on me under this agreement as the principal liable for the due fulfilment of this contract.
- 5. I declare that I have no participation in any collusive practices with any Tenderder or any other person regarding this or any other Tender.
- 6. I confirm that I am duly authorised to sign this contract.

NAME (PRINT): _____

CAPACITY: _____

SIGNATURE: _____

NAME OF FIRM: _____

DATE: _____

<u>Witnesses:</u>	
1.	_____
2.	_____
Date: _____	

T2.31 CONTRACT FORM - PURCHASE OF GOODS/WORKS-Part 2

PART 2 (TO BE FILLED IN BY THE PURCHASER)

1. I _____ in my capacity as _____

accepts your tender under reference ZNB 5548/2023-H dated _____ for the supply of goods/works indicated hereunder and/or further specified in the annexure(s).

2. An official order indicating delivery instructions is forthcoming.
3.

ITEM NO.	PRICE (ALL APPLICABLE TAXES INCLUDED)	BRAND	DELIVERY PERIOD

4. I confirm that I am duly authorised to sign this contract.

SIGNED AT _____ ON _____
[Place] *[Date]*

NAME (PRINT): _____

SIGNATURE: _____

OFFICIAL STAMP:

Witnesses:

1. _____

2. _____

Date: _____

T2.32 - OHSE PLAN STRUCTURE			
Project title:	MAHEHLE CLINIC		
Tender no:	ZNB 5548/2023-H	Project Code:	WCS No. 058064

A detailed OHSE Plan is to be submitted by the successful tenderer as per Construction Regulation 7(1)(a). The following are the minimum standard legal documentation that must form part of the OHSE Plan based on the risks attached in executing this project titled;

MAHEHLE CLINIC

NOTE TO THE COMPILER OF THIS DOCUMENT : PLEASE INSERT PROJECT SPECIFIC BASELINE RISK ASSESSMENT AS RECEIVED FROM THE KZN DoH OFFICIAL APPOINTED TO THE PROJECT OR AN APPOINTED PROFESSIONAL CONSTRUCTION HEALTH AND SAFETY AGENT.

T2.33 - OHSE CLIENT SPECIFIC REQUIREMENTS

Project title:	MAHEHLE CLINIC
Tender no:	ZNB 5548/2023-H
Project Code:	WCS No. 058064

NOTE TO THE COMPILER OF THIS DOCUMENT : PLEASE INSERT PROJECT SPECIFIC BASELINE RISK ASSESSMENT AS RECEIVED FROM THE KZN DoH OFFICIAL APPOINTED TO THE PROJECT OR AN APPOINTED PROFESSIONAL CONSTRUCTION HEALTH AND SAFETY AGENT.

T2.34 - BASELINE RISK ASSESSMENT

Project title:	MAHEHLE CLINIC
Tender no:	ZNB 5548/2023-H
Project Code:	WCS No. 058064

**NOTE TO THE COMPILER OF THIS DOCUMENT : PLEASE
INSERT PROJECT SPECIFIC BASELINE RISK ASSESSMENT AS
RECEIVED FROM THE KZN DoH OFFICIAL APPOINTED TO THE
PROJECT OR AN APPOINTED PROFESSIONAL CONSTRUCTION
HEALTH AND SAFETY AGENT.**

T2.36 - Functionality Criteria

The threshold score, below which tenderers are eliminated from further consideration is 60 points

TENDER EVALUATION CRITERIA AND SCORING
The weighting for Functionality is as follows:

Evaluation Criteria	Deliverables	Points	Sub-Points	Sub-Criteria	
1	Financial Standing	Submit copies of Audited Financial Statements, for the past two (2) Financial Years (2021 & 2022 financial years), clearly reflecting the following : i) accepted ratio of liquidity ; ii) solvency and iii) positive owners equity.	30 Points	30 Sub-points	Audited Financial Statements, for the past two (2) Financial Years (2021 & 2022 financial years), clearly reflecting:i) accepted ratio of liquidity, ii) solvency and iii) positive owners equity. (10 points will be allocated per sub-criteria measuring tools stated above, that is, i) Accepted ratio of liquidity ii) Solvency iii) Positive owners equity)
2.	Competency, Experience and Resource Capacity	Tenderer to demonstrate their technical competency, human resource capacity and relevant project experience. Letters of award to be attached and practical completion certificate for completed projects in the preceding 7 years	25 Points	25 Sub-points	Schedule of experience on 4 or more general building projects of similar value (CIDB grading values of 6GB and over) – letters of award and practical completion certificates to be attached for projects completed in the preceding 7 years
				10 Sub-points	Schedule of experience on 3 or more general building projects of similar value (CIDB grading values of 6GB and over) – letters of award and practical completion certificates to be attached for projects completed in the preceding 7 years
				0 Sub-points	No relevant experience in building projects of similar value in the preceding 7 years or requested documents not provided
			10 Points	10 Sub-points	Schedule of experience on 2 or more general building projects of similar value in the Health Sector (CIDB grading values of 6GB and over) – letters of award and practical completion certificates to be attached for projects completed in the preceding 7 years
				5 Sub-points	Schedule of experience on 1 or more general building projects of similar value in the Health Sector (CIDB grading values of 6GB and over) – letters of award and practical completion certificates to be attached for projects completed in the preceding 7 years
				0 Sub-points	No relevant experience in health projects of similar value in the preceding 7 years or requested documents not provided
3.	Tenderer's Project Management Structure and Organogram and Experience of Resources Proposed for the Project	Tenderer to submit a detailed project organogram that sets out the roles and responsibilities of each proposed team member, which is backed up by their curriculum vitae that demonstrates extensive experience	10 Points	10 Sub-points	Submission of a detailed organogram detailing technical key resources forming part of the project along with their responsibilities.
			15 Points	15 Sub-points	All key project resources have more than (8) years' experience in the construction industry. Resources are to include but not limited to Contracts Manager/Site Agent, Site Foreman and including an individual with a Quantity Surveying background
				5 Sub-points	All key project resources have more than (6) years' experience in the construction industry. Resources are to include but not limited to Contracts Manager/Site Agent, Site Foreman and including an individual with a Quantity Surveying background
				0 Sub-points	No submission provided or submission does not comply with conditions stated
			10 Points	10 Sub-points	Submission of detailed CVs with traceable references of all key resources (2 points awarded per CV up to a maximum of 10 points)
				0 Sub-points	No submission provided or CV lacks sufficient detail in terms of experience and qualifications

TENDER EVALUATION CRITERIA AND SCORING PRICE AND SPECIFIC GOALS

Evaluation Criteria	Deliverables	Points
Price	The lowest responsive and responsible priced offer shall be allocated 80 points. All other responsive and responsible offers shall be allocated a prorated point value based on the lowest responsive and responsible priced offer.	80 Points
Specific Goals	The points allocated to each tenderer for Specific Goals. In this regard, the points score for this criteria for each tenderer, shall be determined as follows: - full points(20 points) to companies who are at least 51% Owned by Black People	20 Points

PART A
INVITATION TO TENDER - SBD 1

ZNB 5548/2023-H

TENDER NUMBER:	ZNB 5548/2023-H	CLOSING DATE:	As Per Tender Advert	CLOSING TIME:	11:00
-----------------------	-----------------	----------------------	----------------------	----------------------	-------

DESCRIPTION	MAHEHLE CLINIC
--------------------	----------------

THE SUCCESSFUL TENDERER WILL BE REQUIRED TO FILL IN AND SIGN A WRITTEN CONTRACT

TENDER RESPONSE DOCUMENTS MAY BE DEPOSITED IN THE TENDER BOX SITUATED AT *(STREET ADDRESS)*

SUPPLIER INFORMATION

NAME OF TENDERER					
POSTAL ADDRESS					
STREET ADDRESS					
TELEPHONE NUMBER	CODE		NUMBER		
CELLPHONE NUMBER					
FACSIMILE NUMBER	CODE		NUMBER		
E-MAIL ADDRESS					
VAT REGISTRATION NUMBER					
	TCS PIN:		CSD No:		
B-BBEE STATUS LEVEL VERIFICATION CERTIFICATE (Tick YES or NO)	Yes		B-BBEE STATUS LEVEL SWORN AFFIDAVIT (Tick YES or NO)	Yes	
	No			No	
If YES, State the name of the verification agency accredited by SANAS					

[A B-BBEE STATUS LEVEL VERIFICATION CERTIFICATE/SWORN AFFIDAVIT(FOR EMEs& QSEs) MUST BE SUBMITTED IN ORDER TO QUALIFY FOR PREFERENCE POINTS FOR B-BBEE]

ARE YOU THE ACCREDITED REPRESENTATIVE IN SOUTH AFRICA FOR THE GOODS /SERVICES /WORKS OFFERED?	Yes		NO		ARE YOU A FOREIGN BASED SUPPLIER FOR THE GOODS /SERVICES	YES		NO	
	[IF YES ENCLOSE PROOF]					(IF YES ANSWER PART B:3 BELOW)			
SIGNATURE OF TENDERER					DATE				
CAPACITY UNDER WHICH THIS TENDER IS SIGNED (Attach proof of authority to sign this tender; e.g. resolution of directors. etc.)									
TOTAL NUMBER OF ITEMS OFFERED					TOTAL TENDER PRICE (ALL INCLUSIVE)				

TENDERING PROCEDURE ENQUIRIES MAY BE DIRECTED TO:			TECHNICAL INFORMATION MAY BE DIRECTED TO:		
DEPARTMENT/ PUBLIC ENTITY			CONTACT PERSON		
CONTACT PERSON			TELEPHONE NUMBER		
TELEPHONE NUMBER			FACSIMILE NUMBER		
FACSIMILE NUMBER			E-MAIL ADDRESS		
E-MAIL ADDRESS					

PART B

TERMS AND CONDITIONS FOR TENDERER - SBD 1

1.5. THIS TENDER IS SUBJECT TO THE PREFERENTIAL PROCUREMENT POLICY FRAMEWORK ACT 2000 AND THE PREFERENTIAL PROCUREMENT REGULATIONS, 2022, THE GENERAL CONDITIONS OF CONTRACT (GCC) AND, IF APPLICABLE, ANY OTHER LEGISLATION OR SPECIAL CONDITIONS OF CONTRACT.

2. TAX COMPLIANCE REQUIREMENTS

2.1 TENDERERS MUST ENSURE COMPLIANCE WITH THEIR TAX OBLIGATIONS.

2.2 TENDERERS ARE REQUIRED TO SUBMIT THEIR UNIQUE PERSONAL IDENTIFICATION NUMBER (PIN) ISSUED BY SARS TO ENABLE THE ORGAN OF STATE TO VIEW THE TAXPAYER'S PROFILE AND TAX STATUS.

2.3 [APPLICATION FOR TAX COMPLIANCE STATUS \(TCS\) OR PIN MAY ALSO BE MADE VIA E-FILING. IN ORDER TO USE THIS PROVISION, TAXPAYERS WILL NEED TO REGISTER WITH SARS AS E-FILERS THROUGH THE WEBSITE \[WWW.SARS.GOV.ZA\]\(http://WWW.SARS.GOV.ZA\).](#)

2.4 TENDERERS MAY ALSO SUBMIT A PRINTED TCS TOGETHER WITH THE Tender.

2.5 IN TENDERS WHERE CONSORTIA / JOINT VENTURES / SUB-CONTRACTORS ARE INVOLVED, EACH PARTY MUST SUBMIT A SEPARATE PROOF OF TCS / PIN / CSD NUMBER.

2.6 WHERE NO TCS IS AVAILABLE BUT THE TenderER IS REGISTERED ON THE CENTRAL SUPPLIER DATABASE (CSD), A CSD NUMBER MUST BE PROVIDED.

3. QUESTIONNAIRE TO TenderING FOREIGN SUPPLIERS

3.1. IS THE TENDERER A RESIDENT OF THE REPUBLIC OF SOUTH AFRICA (RSA)?	YES		NO	
3.2. DOES THE TENDERER HAVE A BRANCH IN THE RSA?	YES		NO	
3.3. DOES THE TENDERER HAVE A PERMANENT ESTABLISHMENT IN THE RSA?	YES		NO	
3.4. DOES THE TENDERER HAVE ANY SOURCE OF INCOME IN THE RSA?	YES		NO	

IF THE ANSWER IS "NO" TO ALL OF THE ABOVE, THEN, IT IS NOT A REQUIREMENT TO OBTAIN A TAX COMPLIANCE STATUS / TAX COMPLIANCE SYSTEM PIN CODE FROM THE SOUTH AFRICAN REVENUE SERVICE (SARS) AND IF NOT REGISTER AS PER 2.3 ABOVE.

NB: FAILURE TO PROVIDE ANY OF THE ABOVE PARTICULARS MAY RENDER THE TENDER INVALID.



MAHEHLE CLINIC

THE CONTRACT



MAHEHLE CLINIC

C1 - AGREEMENT AND CONTRACT DATA



MAHEHLE CLINIC

FORM OF OFFER AND ACCEPTANCE



MAHEHLE CLINIC

C.1.1 - FORM OF OFFER AND ACCEPTANCE

THE OFFER AND ACCEPTANCE FORM IS BOUND INTO **SECTION 1** (See end of Returnable Documents) OF THIS DOCUMENT AS PART OF THE RETURNABLE DOCUMENTS. ONCE A CONTRACT IS CONCLUDED WITH A SUCCESSFUL TENDERER, THIS PAGE WILL BE REPLACED WITH THE FILLED AND SIGNED OFFER AND SIGN ACCEPTANCE BY THE EMPLOYER AND IT WILL BECOME PART OF THE CONTRACT.

PLEASE SUBMIT THE OFFER AND ACCEPTANCE FORM WITH THE OTHER RETURNABLE DOCUMENTS.



MAHEHLE CLINIC

C1.2 - CONTRACT DATA

C 1.2 CONTRACT DATA:

CONTRACT DATA FOR:

MAHEHLE CLINIC

Tender no: ZNB 5548/2023-H

The General Conditions of Contract are the clauses contained in the General Conditions of Contract (2010) (Second Edition) published by the South African Institution of Civil Engineering. Copies of these conditions of contract may be obtained through most regional offices of the South African Institution of Civil Engineering, telephone number 011 805 5947 or by visiting their website at www.saice.org.za.

CONTRACT SPECIFIC DATA

The following contract specific data are applicable to this contract:

CONTRACT VARIABLES

This schedule contains all variables specific to this document and is divided into pre-tender and post-tender categories. The pre-tender category must be completed in full and included in the tender documents. Both the pre-tender and post-tender categories form part of this **agreement**.

Spaces requiring information must be filled in, shown as 'not applicable' or deleted but not left blank. Where choices are offered, the non-applicable items are to be deleted. Where insufficient space is provided the information should be annexed hereto and cross referenced to the applicable clause of the schedule. Key cross reference clauses are italicised in [] brackets.

The Engineer/Principal Agent, in accordance with Clause 1.1.1.16, shall obtain the specific approval from the Employer before executing any of his functions according to the "Conditions under which Consultants are appointed", or in the event where an employee of the Employer represents the Employer, the relevant General Delegations applicable at the time of executing his/her duties as described in Clause 3.1.2.

PRE-TENDER INFORMATION

CONTRACTING AND OTHER PARTIES

[1.1.1.15]

Employer:

Head: Department of Health (KZN Department of Health: Province of KwaZulu-Natal)

Postal address:

**Pietermaritzburg
3200**

Tel: **Not Applicable**

Fax: **033 - 940 2400**

[1.2.1.2]

Physical address:

**310 Jabu Ndlovu Street
Pietermaritzburg
3200**

Tender no: ZNB 5548/2023-H

PART 1: DATA PROVIDED BY THE EMPLOYER

[1.1.1.13]

Defects Liability Period

The defects liability period is: **12 months**

Defects Liability Period is Applicable for the whole of the Works

Latent Defect Period

[5.16.3]

The latent defect period is:

5 years after the Final Approval Certificate

Documentation required before Commencement of the Works:

[5.3.1]

The documentation required before commencement with the Works execution are;

[4.3]

Health and Safety Plan

The Contractor shall deliver his Health and Safety Plan of the Works within 14 calendar days after notice from the Employer, prior to the Commencement Date.

[5.6]

Initial Programme

The Contractor shall deliver his programme of work within 10 calendar days after notice from the Employer, prior to the Commencement Date.

[6.2]

Guarantee

The Contractor shall deliver his chosen Guarantee (security) for this Works within 14 calendar days after notice from the Employer, prior to the Commencement Date.

[8.6]

Insurance

The Contractor shall deliver his insurance for the Works within 14 calendar days after notice from the Employer, prior to the Commencement Date.

Cash flow by contractor

The Contractor shall deliver his Cash flow for the Works within 14 calendar days after notice from the Employer, prior to the Commencement Date.

Priced Bill of Quantity

The Contractor shall deliver his Priced Bill of Quantity within 14 calendar days after notice from the Employer, prior to the Commencement Date.

Programme

The Contractor is required to submit his Programme of Works in terms of Clause 5.6.1 and 5.3.1 and the Principal Agent is required to approve this within 7 days in terms of Clause 5.6.3

Other requirements

[5.3.2]

The time to submit the documentation required before commencement with Works execution is:

14

calendar days

	<p>For the works in sections:</p> <p>The date for practical completion from the commencement date and the penalty per calendar day:</p> <p>Portion 1:</p>
[5.5.1]	N/A
[5.13.1]	0.04% of the Contract Price, rounded to the nearest R10
	Portion 2:
[5.5.1]	N/A
[5.13.1]	0.04% of the Contract Price, rounded to the nearest R10
	Portion 3:
[5.5.1]	N/A
[5.13.1]	0.04% of the Contract Price, rounded to the nearest R10
	Portion 4:
[5.5.1]	N/A
[5.13.1]	0.04% of the Contract Price, rounded to the nearest R10
	Portion 5:
[5.5.1]	N/A
[5.13.1]	0.04% of the Contract Price, rounded to the nearest R10
	Portion 6:
[5.5.1]	N/A
[5.13.1]	0.04% of the Contract Price, rounded to the nearest R10
[1.3.2]	The law applicable to this agreement shall be that of the: Republic of South Africa
[6.10.1.5]	The percentage advance on materials not yet built into the Permanent Works is: 80,00%
[6.10.3]	<p>Percentage retention on amounts due to contractor is: The Percentage retention is nil. The only security required by the Employer will be such as selected by the Contractor on the Form of Offer and Acceptance and Part 2: CONTRACT DATA PROVIDED BY THE CONTRACTOR, point 2 - Documents, of the Contract Data.</p> <p>Maximum retention is: 0,00% of the Contract Price</p>
[6.8.1]	Notwithstanding anything to the contrary contained in the General conditions of Contract and Preliminaries, this contract is a fixed price contract and not subject to any Contract Price Adjustment Factors.
[6.8.2]	
[6.8.3]	
[6.8.2]	
[6.8.3]	
[5.14.5]	<p>The following clause must be added to clause 5.14.5:</p> <p>[5.14.5.6] The employers agent shall submit the final account within 3 calendar months to the principal agent.</p>
[10.5]	The determinations of disputes shall be by ARBITRATION ONLY.
[10.5.3]	The number of Adjudication Board Members to be appointed is: One
[10.9.1]	Replace the last part of the clause with the following: "..on the application of either party, by the Chairman, or his nominee of the Association of Arbitrators."
[1.1]	<p>Clause</p> <p>[1.1.1.5] COMMENCEMENT DATE – means the actual date of Site Hand over that should not occur prior to the Tenderer receiving one fully signed copy of the Offer and Acceptance in terms of the Form of Offer and Acceptance.</p> <p>[5.12.2.2] ABNORMAL CLIMATIC CONDITIONS - means conditions over and above what could reasonably be expected for the specific locality where the Works are being executed and include inter alia excessive rain, heat, cold, wind and any other climatic condition that would not normally be experienced during the season that the Works are executed in that area. The South African Weather Service's (http://www.weathersa.co.za) 10 year average climatic conditions statistics would be what could be reasonably expected for the specific locality where the Works are executed.</p> <p>[6.2.1] CONSTRUCTION GUARANTEE – means an on demand guarantee at call obtained by the contractor from an institution approved by the employer in terms of the employer's construction guarantee form as selected in the Offer and Acceptance Form and the contract data.</p> <p>CONSTRUCTION PERIOD – means the period commencing on the commencement date and ending on the date of due completion date. This period will be deemed to commence on actual site hand over date to the contractor and end on the date of practical completion and shall include all annual industrial holiday periods, Sundays and public holidays.</p> <p>CORRUPT PRACTICE – means the offer, giving, receiving, or soliciting of anything of value to influence the action of a public official in the procurement process or in contract execution.</p> <p>FINAL ACCOUNT - The document prepared by the principal agent, which reflects the contract value of the works at final approval or termination.</p> <p>FRAUDULENT PRACTICE – means a misrepresentation of facts in order to influence a procurement process or the execution of a contract to the detriment of any tenderer and includes collusive practise among tenderers (prior to or after the tender submission) designed to establish tender prices at artificial non-competitive levels and to deprive the tenderer of the benefits of free and open competition.</p>

	<p>INTEREST – the interest rates applicable on this contract, whether specifically indicated in the relevant clauses or not, will be in terms of the legislation of the Republic of South Africa, and in particular:</p> <p>(a) in respect of interest owed by the employer, the interest rate as determined by the Minister of Justice and Constitutional Development from time to time, in terms of section 1(2) of the Prescribed Rate of Interest Act, 1975 (Act No. 55 of 1975), will apply; and</p> <p>(b) in respect of interest owed to the employer, the interest rate as determined by the Minister of Finance, from time to time, in terms of section 80(1)(b) of the Public Finance Management Act, 1999 (Act No. 1 of 1999), will apply</p>
[1.1.1.16]	ENGINEER/PRINCIPAL AGENT – means the person or entity appointed by the Employer and named in the Contract Data as the Engineer /Principal Agent to act as agent of the Employer . In the event of an Engineer/Principal Agent not being appointed, then all the duties and obligations of an Engineer/Principal Agent as detailed in the Contract shall be fulfilled by a representative of the Employer as named in the Contract Data . (Hereafter referred to as Engineer)
[1.1.1.21]	GENERAL ITEMS - or preliminaries means items stipulated in the Pricing Data relating to general obligations, site services, facilities and/or items that cover elements of the cost of the work which are not considered as proportional to the quantities of the Permanent Works.
[4.4.1]	Add the following to the clause 4.4.1: " <i>The Contract shall only use subcontractors who are duly registered with the CIDB and who has an ACTIVE status at the time of submitting the tender</i> "
[6.2.1]	Refer to Offer and Acceptance form for the various options that the contractor may choose from in providing a form of Guarantee under "GUARATEE OPTIONS".
[6.10.6.2]	Replace " <i>at the prime overdraft rate, as charged by the Contractor's Bank,</i> " with " <i>..at the interest rate as determined by the Minister of Justice and Constitutional Development from time to time, in terms of section 1(2) of the Prescribed Rate of Interest Act, 1975 (Act No. 55 of 1975).</i> " Omit " <i>..on all overdue payments from the date on which the same should have been paid...</i> " and replace with " <i>only after 30 calendar days from receiving written notice from the Contractor that the amount is overdue...</i> "
[5.12.3]	<p>SPECIAL CONDITIONS OF CONTRACT</p> <p>Omit clause 5.12.3 and add the following: <i>"5.12.3. If an extension of time is granted, the Contractor shall be paid such additional time-related General Items, including for special non-working days, if applicable as are appropriate regarding to any other compensation which may already have been granted in respect of the circumstances concerned. The reasons for extension of time that would invoke payment of time related General Items are inter alia;</i></p> <p>5.12.3.1 <i>Failure to give possession of the site to the contractor.</i> 5.12.3.2 <i>Making good physical loss and repairing damage to the works where the contractor is not at risk.</i> 5.12.3.3 <i>Contract instructions not occasioned by default by the contractor.</i> 5.12.3.4 <i>Failure to issue construction information timeously or the late issue of a contract instruction following a request from the contractor.</i> 5.12.3.5 <i>Late acceptance by the principal agent of a design undertaken by a selected subcontractor where the contractor's obligations have been met.</i> 5.12.3.6 <i>Suspension or cancellation termination invoked by a nominated or selected n/s subcontractor due to default by the employer or the principal agent.</i> 5.12.3.7 <i>Insolvency of a nominated subcontractor.</i> 5.12.3.8 <i>A direct contractor.</i> 5.12.3.9 <i>Opening up and testing of work and materials and goods where such work is according to in accordance with the contract documents.</i> 5.12.3.10 <i>The execution of additional work for which the quantity included in the bills of quantities is not sufficiently accurate.</i> 5.12.3.11 <i>Late or failure to supply materials and goods for which the employer is responsible.</i> 5.12.3.12 <i>Suspension of the works."</i></p>
[5.14.5.1]	Omit entire clause 5.14.5.1
[5.16.4]	Add the following new clause "5.16.4. Upon the issue of a Final Approval Certificate, unless otherwise provided in the Contract: 5.16.4.1. The performance Guarantee (if any) shall be returned within 14 days to the guarantor in terms of Clause 7."
[6.2.3]	Add to clause 6.2.3 the following " <i>The Contractor shall provide proof of paid-up premium payments to accompany his payment certificate as proof that his performance guarantee has not expired yet. The Contractor will not receive payment without proof of the validity of their performance guarantee.</i>
[9.3.2.2]	Omit " <i>without prejudice to the exercise of any lien the Contractor may have acquired over the Employer's property.</i> " Duties and functions of the Engineer requiring the specific approval of the Employer BEFORE execution of any part of these duties are as follows:
	<p>(a) Determinations of contractors claims for extension of time (revision of the contract completion date). All claims for extension of time shall be submitted by the Engineer, together with the Engineer's recommendations, to the Employer for determination. Omit "Engineer" in clause 42.2 and replace with Contractor UNTIL Official Variation Order submission including the Financial Request for Additional Funds, has been approved and signed by the Head of Department: Health</p> <p>(b) Drawings, instructions or communications of any kind requiring variations of the works and involving EXTRA's shall NOT be given effect by the Contractor UNTIL Official Variation Order submission including the Financial Request for Additional Funds, has been approved and signed by the Head of Department: Health</p> <p>(c) Insurance policies to be approved by the Employer within 21 days of the date of the Commencement of the Works.</p> <p>(d) Any notice of disagreement raised by the Contractor or written Dispute Notice given by the Contractor to the Engineer shall be submitted by the Engineer, together with the Engineer's recommendations, to the Employer for determination.</p> <p>(e) The issue of the certificate of practical completion, certificate of completion and the final approval certificate shall be signed and submitted by the Engineer, to the Employer for final approval and signature. The certificates shall not be considered as officially issued until signed by the Employer.</p>
	<p>MANAGING PROJECT DURATION</p> <p>(a) The Contractor shall co-ordinate his programme with all other contractors whose work may precede or be executed simultaneously to his own. The Contractor will be called upon to plan and control the project using the Project Evaluation and Review Technique (PERT) or other approved Critical Path Method (CPM) network analysis of his events and activities and those of the sub-contractors in his employ and must co-ordinate his planning with any other contractor employed on the project. A fortnightly project control report will be expected from the Contractor in writing, evaluating any gains or delays against the critical path and he should allow for all costs involved in planning reviewing and updating the programme to the satisfaction of the Principal Agent against this item.</p> <p>(b) Activity-and total float shall belong to the Employer.</p> <p>(c) The Contractor shall deliver his programme of work within 10 calendar days after notice from the Employer, prior to the Commencement Date. It is a condition of this contract that, the contractor submit to the Engineer/principal agent a detailed CPM Programme which shall be to the approval of the Engineer/principal agent. In this regard tenderers are advised to consult with the Engineer/Principal Agent as to the format and requirements of the programme as no claim whatsoever will entertained should the programme fail to meet the requirements of the Engineer/Principal Agent. Failure to submit the programme within the stipulated time may result in the contractor being held in breach of contract.</p> <p>The approved programme will form the basis of time management of the project and extension of time will not be guaranteed unless the Contractor has strictly complied with this provision. The programme shall make allowance for inclement weather at 3 workings days per month.</p>

INCLEMENT WEATHER AND CLAIMS FOR DELAYS IN PERFORMANCE

- (a) The Contract Sum includes a monthly allowance of 3 working days inclement weather during which rainfall exceeds 10mm per day for months as indicated in the Scope of Works. These days shall be reflected on the critical path of the Contractor's programme as specified in MANAGING PROJECT DURATION above.
- (b) Claims for delays in performance due to inclement weather shall be calculated separately for each calendar month and for the project as a whole. Delays or gains to the critical path shall be reflected in all revisions of the programme. An extension of time will only be granted where the following conditions are met:
- (i) The criteria to be used for WORK stoppages shall be for safety hazards or poor quality of work.
 - (ii) The Employer's site representative or the Employer's Principal Agent, if the site representative is not available shall be notified when the Contractor stops the work and intends to claim performance delays. The Employer representative shall inspect the situation together with the Contractor and give an immediate decision.
 1. The stoppage claimed must cause a delay in the Completion Date of work. If the critical activities can proceed and a non-critical activity is delayed due to inclement weather no claims for delay shall be granted.
 2. No claims for stoppages less than 2(two) hours per day shall be considered.
 3. Claims granted for more than 2 (two) hours, but less than 10 (ten) hour (lunch included) day, shall be added together and expressed as full days.
 4. All claims shall be submitted in writing to the Principal Agent within one working day of the actual stoppage.
 5. The total delay in performance granted to the Contractor expressed in days shall be added to the contractual Completion Date of each section of the Works. The contractual penalty clause shall only come into effect after this newly arrived date.
 6. Total delays (in hours) will be rounded up or down to the nearest integer for the calculation of Working Days. The total hours (including lunch) per Working Day shall be 10 unless otherwise indicated on the Contractor's programme.
 7. Where the programmed delays for inclement weather exceed the actual delays incurred the Completion Date(s) will not be adjusted.
 8. Where the project includes builder's holidays the programmed durations for inclement weather shall be adjusted pro-rate to the actual Working Days.
 9. The total of all monthly delays due to inclement weather shall be calculated in accordance with the example given below:

Description	Months					Total	
	Sept	Oct	Nov	Dec	Jan		
	Hours	Hours	Hours	Hours	Hours		
Programmed	Rain days	0	30	30	15	15	90
Actual	Rain days	16	22	35	15	18	106
	Difference	-16	8	-5	0	-3	-16
Estimated Extension of time - in working days						2	

8 hrs/day*

See point 5.2 in the Scope of Works for the specific days the tenderer must allow for in this contract.

Tender no:	ZNB 5548/2023-H	Part 2: CONTRACT DATA PROVIDED BY THE CONTRACTOR:					
POST-TENDER INFORMATION							
Note: All information for this section requires consultation with the Contractor . The Engineer/Principal Agent shall not pre-select any of the alternatives available to the Contractor .							
1 CONTRACT DETAILS							
[1.1.1.9]	Contractor Name:						
[1.2.1.2]	Postal address:						
	Tel no	Fax no					
	Tax / VAT Registration No:	e-mail					
	Physical address:						
[1.1.1.10]	The accepted contract price inclusive of tax is R :						
	[Amount in words]						
	Payment Of Preliminaries (Clause 6.7, 6.8, 6.10 and 6.11)						
	The preliminaries amounts shall be paid in terms of:	<table border="1" style="display: inline-table; border-collapse: collapse;"> <tr> <td style="padding: 2px;">*Alternative A</td> <td style="padding: 2px; text-align: center;">Yes</td> </tr> <tr> <td style="padding: 2px;">**Alternative B</td> <td style="padding: 2px; text-align: center;">N/A</td> </tr> </table>	*Alternative A	Yes	**Alternative B	N/A	
*Alternative A	Yes						
**Alternative B	N/A						
	<i>* Assessed by the Engineer/Principal Agent as an amount prorated to the value of the Work duly executed in the same ratio as the Preliminaries bears to the Contract Price excluding VAT, Preliminary amount, Contingencies and any CPAP.</i> <i>** Calculated from the priced Bill of Quantity/Lump Sum document. The Contractor and the Engineer/Principal Agent shall agree on a division of the priced Preliminaries items into: initial establishment charge, monthly charge and final disestablishment charge.</i>						
	If the Contractor and the Engineer/Principal Agent can not agree, within 10 Working Days from the Commencement Date, on such a division then the Engineer/Principal Agent shall make a division of the Preliminaries to be incorporated in the valuations for each monthly payment certificate as follows; 10% of the General Items/Preliminaries amount shall not be varied 15% of the General Items/Preliminaries shall only be varied in proportion of the Contract Price to the Contract Sum 75% of the General Items/Preliminaries shall be varied in proportion to the revised Construction Period compared with the initial Construction Period.						
Alternative A	Adjustment of Preliminaries (Clause 6.7, 6.8, 6.10 and 6.11)						
	For the adjustment of Preliminaries both the Contract Sum and the Contract Value (including tax) shall exclude the amount of Preliminaries, all Contingency Sum(s) and any provision for Cost Price Adjustment Provisions:- - An amount which shall not be varied. - An amount varied in proportion to the contract value as compared to the Contract Sum. - An amount varied in proportion to the Construction Period as compared to the initial Construction Period (excluding revisions to the Construction Period to which the Contractor is not entitled) to adjustment of the Contract Value in terms of the agreement. The Contractor shall provide a breakdown of charges (including tax) within 15 working days of the date of acceptance of tender and, where applicable, an apportionment of Preliminaries per section If the Contractor and the Principal Agent cannot agree, within ten (10) Working Days from the Commencement Date, on such a division then the Principal Agent shall make a division of the Preliminaries to be incorporated in the valuations for each monthly payment certificate as follows; 0% of the amount shall not be varied 10% of the amount shall not be varied 15% varied in proportion of the Contract Value to the Contract Sum 75% varied in proportion to the revised Construction period compared with the initial Construction Period Sectional Completion : Subdivision of Preliminaries Costs For the adjustment of preliminaries for sections of the work the value of fixed, value, and time related amounts of the preliminaries for each section is required. The contractor is to provide such information within fifteen (15) working days of taking possession of the site, failing which the categorised preliminaries amounts shall be prorated to the value of each section. The above shall apply equally for projects where sectional completion was not contemplated at tender stage but subsequently occurred on an adhoc basis during construction of the works as agreed between the client and the employer. The original priced categorised amounts for fixed, value, and time related amounts shall be prorated to the value of each section. When an extension of time has been granted in terms of the GCC and the preliminaries require to be adjusted accordingly, the pertinent sectional (subdivided) categorised preliminaries amounts shall be utilised, where applicable and not the overall preliminary amounts. Where sectional completion is required in terms of the agreement, the Contractor shall provide the Principal Agent with the division of the above categorized amounts into sections. Should the Contractor fail to provide such information within the period stipulated the categorized amounts shall be prorated to the value of each section. <div style="text-align: right; margin-right: 50px;"> <input style="border: 1px solid black; padding: 2px 10px;" type="checkbox"/> YES <i>yes / no</i> </div> or						
Alternative B	The Contractor shall within 15 working days of the date of possession of the site provide the Principal Agent with a detailed breakdown of Preliminaries amounts for the works as a whole, or per section where applicable, including administrative and supervisory staff charges and for the use of construction equipment in terms of the programme. <div style="text-align: right; margin-right: 50px;"> <input style="border: 1px solid black; padding: 2px 10px;" type="checkbox"/> NO <i>yes / no</i> </div>						
The contractor is informed that only option 'A' shall apply							

Waiver of the Contractors lien or right of continuing possession is required. YES

GUARANTEE OPTIONS

The Tenderer agrees to provide a bank or insurance guarantee in accordance with clause 6.2.3 of the Conditions of the GCC2010 Contract within the period stated in the Contract Data. This guarantee shall be for a sum equal to an amount stated in the Contract Data.

Guarantees submitted must be issued by either an insurance company duly registered in terms of the Insurance Act (Long Term Insurance Act No 52 of 1998 or Short Term Insurance Act No 53 of 1998) or by a bank duly registered in terms of the Banks Act No 94 of 1990, on the pro-forma referred to above. No alterations or amendments of the wording of the pro-forma will be accepted.

(a) the tenderer accepts that in respect of contracts up to R1 million, a payment reduction of 5% of the contact value will be applicable and will be reduced by the Employer in terms of the applicable conditions of contract.

(b) in respect of contracts above R1 million, the Tenderer offers to provide security as indicated below: select one option

(i) payment reduction of 10% of the value certified in the payment certificate (excluding VAT)

(ii) bank or insurance Performance Guarantee of 10 % of the Contract Price

(iii) bank or insurance guarantee of 5% of the Contract Price and a payment reduction of 5% of the value certified in the payment certificate (excluding VAT)

3 SIGNATURES OF THE CONTRACTING PARTIES

Thus done and signed at.....onof.....20.....

Name of signatory for and behalf of the **Employer** who by signature hereof

Capacity of signatory as Witness.

Thus done and signed at.....onof.....20.....

Name of signatory for and behalf of the **Contractor** who by signature hereof

Capacity of signatory as Witness.



MAHEHLE CLINIC

C1.3 - FORM OF GUARANTEE

**C1.3 PERFORMANCE GUARANTEE -
GCC FOR CONSTRUCTION WORKS (2nd Edition - 2010)**

Head: Department of Health
KZN Department of Health:
Private Bag X 9051
Pietermaritzburg
3200
Sir,

ON DEMAND PERFORMANCE GUARANTEE

Tender Number ZNB 5548/2023-H

Project Code WCS No. 058064

For use with the General Conditions of Contract for Construction Works, Second Edition, 2010.

GUARANTOR DETAILS AND DEFINITIONS

"Guarantor" means: _____

Physical Address: _____

"Employer" means: The Provincial Administration of KwaZulu-Natal in its Department of Health

"Contractor" means: _____

"Engineer" means: _____

"Works" means:

MAHEHLE CLINIC

"Site" means: _____

"Contract" means: The Agreement made in terms of the Form of Offer and Acceptance and such amendments or additions to the Contract as may be agreed in writing between the parties.

"Contract Sum" means: The accepted amount inclusive of tax of: _____

Amount in Words:

--

"Guaranteed Sum" means: The maximum aggregate amount of: 10%
Of Contract Sum

Amount in Words: _____

"Expiry Date" means: _____

CONTRACT DETAILS

Engineer Issues: Interim Payment Certificates, Final Payment Certificates and the Certificate Completion of the Works as defined in the Contract.

PERFORMANCE GUARANTEE

- 1 The Guarantor's liability shall be limited to the amount of the Guaranteed Sum.
- 2 The Guarantor's period of liability shall be from and including the date of issue of this Performance Guarantee and up to and including the Expiry Date or the date of issue by the Engineer of the Certificate of Completion of the Works or the date of payment in full of the Guaranteed Sum, whichever occurs first. The Engineer and/or the Employer shall advise the Guarantor in writing of the date on which the Certificate of Completion of the Works has been issued.
- 3 The Guarantor hereby acknowledges that:
 - 3,1 any reference in this Performance Guarantee to the Contract is made for the purpose of convenience and shall not be construed as any intention whatsoever to create an accessory obligation or any intention whatsoever to create a suretyship;
 - 3,2 its obligation under the Performance Guarantee is restricted to the payment of money.
- 4 Subject to the Guarantor's maximum liability referred to in 1, the Guarantor hereby undertakes to pay the Employer the sum certified upon receipt of the documents identified in 4.1 to 4.3:
 - 4,1 A copy of a first written demand issued by the Employer to the Contractor stating that payment of a sum certified by the Engineer in an Interim or Final Payment Certificate has not been made in terms of the Contract and failing such payment within seven (7) calendar days, the Employer intends to call upon the Guarantor to make payment in terms of 4.2;
 - 4,2 A first written demand issued by the Employer to the Guarantor at the Guarantor's physical address with a copy to the Contractor stating that a period of seven (7) days has elapsed since the first written demand in terms of 4.1 and the sum certified has still not been paid;
 - 4,3 A copy of the aforesaid payment certificate which entitles the Employer to receive payment in terms of the Contract of the sum Certified in 4.
- 5 Subject to the Guarantor's maximum liability referred to in 1, the Guarantor undertakes to pay to the Employer the Guaranteed Sum or the full outstanding balance upon receipt of a first written demand from the employer to the Guarantor at the Guarantor's physical address calling up this Performance Guarantee, such demand stating that:
 - 5,1 the Contract has been terminated due to the Contractor's default and that this Performance Guarantee is called up in terms of 5; or
 - 5,2 a provisional or final sequestration or liquidation court order has been granted against the Contractor and that the Performance Guarantee is called up in terms of 5; and
 - 5,3 the aforesaid written demand is accompanied by a copy of the notice of termination and/or the provisional/final sequestration and/or the provisional liquidation court order.
- 6 It is recorded that the aggregate amount of payments required to be made by the Guarantor in terms of 4 and 5 shall not exceed the Guarantor's maximum liability in terms of 1.
- 7 Where the Guarantor has made payments in terms of 5, the Employer shall upon the date of issue of the Final Payment Certificate submit an expense account to the Guarantor showing how all monies received in terms of this Payment Guarantee have been expended and shall refund to the Guarantor any resulting surplus. All monies refunded to the Guarantor in terms of this Performance Guarantee shall bear interest at the prime overdraft rate of the Employer's bank compounded monthly and calculated from the date payment was made by the Guarantor to the Employer until the date of refund.
- 8 Payment by the Guarantor in terms of 4 or 5 shall be made with seven (7) calendar days upon receipt of the first written demand to the Guarantor.
- 9 Payment by the Guarantor in terms of 5 will only be made against the return of the original Performance Guarantee by the Employer.

- 10 The Employer shall have the absolute right to arrange his affairs with the Contractor in any manner which the Employer may deem fit and the Guarantor shall not have the right to claim his release from this Performance Guarantee on account of any conduct alleged to be prejudicial to the Guarantor.
- 11 The Guarantor chooses the physical address as stated above for the service of all notices for all purposes in connection herewith.
- 12 This Performance Guarantee is neither negotiable nor transferable and shall expire in terms of 2, where after no claims will be considered by the Guarantor. The original of this Guarantee shall be returned to the Guarantor after it has expired.
- 13 This Performance Guarantee, with the required demand notices in terms of 4 or 5, shall be regarded as a liquid document for the purposes of obtaining a court order.
- 14 Where this Performance Guarantee is issued in the Republic of South Africa the Guarantor hereby consents in terms of Section 45 of the Magistrate's Court Act No 32 of 1944, as amended, to this jurisdiction of the Magistrate's Court of any district having jurisdiction in terms of Section 28 of the said Act, notwithstanding that the amount of the claim may exceed the jurisdiction of the Magistrate's Court.

Signed at	_____
Date	_____
Guarantor's signatory (1)	_____
Capacity	_____
Guarantor's signatory (2)	_____
Capacity	_____
Witness signatory (1)	_____
Witness signatory (2)	_____



MAHEHLE CLINIC

PART C2 - PRICING DATA

C2.1 PRICING INSTRUCTIONS
GCC FOR CONSTRUCTION WORKS (Second Edition 2010)

Project title:	MAHEHLE CLINIC		
Tender no:	ZNB 5548/2023-H	Project Code:	WCS No. 058064

C2.1 Pricing Instructions

	<p>Where any item is not relevant to this specific contract, such item is marked N/A (signifying “not applicable”)</p> <p>The adjustment of the preliminaries each item priced is to be allocated to one or more of the three categories by insertion of “F”, “V”, “T” as the case may be against the price in the “rate” column immediately preceding the “amount” column, where “F” denotes a fixed amount (amount not varied), “V” denotes an amount variable in proportion to value and “T” denotes an amount variable in proportion to time.</p> <p>MASSES AND MEASURING UNITS</p> <p>These shall be in accordance with the Measuring Units and National Measuring Standards Act No. 76 of 1973 and amendments thereto.</p> <p>The pages of each of these documents are numbered consecutively and before the Tenderer submits his tender he should check the number of pages, and if any are found missing or duplicated, or the figures or writing indistinct, or the documents contain any obvious error, he should apply to the Head : Health AT ONCE and have same rectified as no liability whatsoever will be admitted by the Administration in respect of errors in Tender due to the foregoing.</p>
2	<p>PRICES FOR VARIATIONS</p> <p>Where prices or quotations for variations are submitted by the Contractor during the currency of the Contract, it is to be clearly understood that these are for the purpose of consideration by the Head : Health and that there is no assumption of acceptance. The Contractor will be notified of acceptance of prices or quotations either by insertion of the amount on the variation order or by written intimation.</p>
3	<p>The scale to which the Drawings are made is only to be made use of when no figured dimensions are given either on the Drawings or in the tender documents and the figured dimensions are always to be followed though they may not coincide with the scale of the Drawings, but dimensions where possible are to be taken from the buildings.</p>
4	<p>PROVISIONAL ITEMS</p> <p>All items described as "Provisional" shall be used as directed by the Employer and measured and valued or paid for.</p> <p>No work for which "Provisional" items are allowed shall be commenced without written instructions from the Head : Health.</p>

5	<p>TIMELY ORDERING OF MATERIALS</p> <p>The Contractor is warned to place all orders for materials or special articles as early as possible, as he will be held solely responsible for any delay in the delivery of such goods. Nevertheless this tender is conditional upon no liability being attached to the Contractor if delivery of materials is rendered impossible by reason of any act of the Government.</p>
6	<p>ELECTRICAL LIGHTING, POWER AND WATER</p> <p>The Contractor shall provide any artificial lighting which may be necessary or required for the proper execution of the works, and provide electric power and water required by all Sub-Contractors, Nominated Sub-Contractors and Sub-Contractors appointed directly by the Employer.</p> <p>The Contractor shall give all notices and pay all fees in connection with temporary electrical and water connections and shall connect temporary Electrical and Water meters for and pay for all current and water consumed.</p> <p>Tenderers are advised that the permanent light fittings and water points of any kind installed in the Works are not to be used to provide temporary lighting and supplement water requirements for construction purposes.</p>
7	<p>IMPORT PERMITS, DUTIES AND SURCHARGES.</p> <p>All tenders by means of which imported products are being called for, must use the rate of exchange 14 days prior to the closing date indicated in the tender documents. If this day falls on a weekend or public holiday, the next working day must be used.</p> <p>Furthermore, Tenderers must submit documentary proof (in the form of a certified copy) from their bank or legally recognised financial institution, clearly indicating what the rate of exchange was 14 days prior to the closing date, as mentioned above.</p> <p>Together with this, the Tenderer must confirm that the tender price relating to an imported product, was based on the rate of exchange 14 days prior to the closing date as mentioned above.</p>
8	<p>STANDARD SYSTEM OF MEASUREMENT WHERE BILLS OF QUANTITIES FORM PART OF THE TENDER DOCUMENTS</p> <p>The work executed under this Contract has been measured in accordance with the;</p> <p style="text-align: center;">Standard System of Measuring Builders Work (7th Edition)</p> <p>including all amendments unless descriptions of items indicate a deviation and it shall be understood that the system of measurement which is herein adopted is the only system of measurement which will be recognised in connection with this contract. Any contradictions to this system of measurement contained in the "Model Preambles for Trades 2008" shall be disregarded (unless same have been accommodated in the system of measurement) but applicable rates shall be included for all requirements stated and not measured separately in compliance with this system.</p>
9	<p>PRICING OF ROCK EXCAVATIONS</p> <p>It is a condition of this tender that should the tenderer elect to price the Rock Excavation included in this tender, the rates must be market related and should be identically priced for the same classification of excavations and not vary for similar billed items in the different sections.</p>

10	<p>REGISTRATION ON THE CENTRAL SUPPLIERS DATABASE</p> <ol style="list-style-type: none"> In terms of the Public Finance Management Act (PFMA), 1999 (Act No 1 of 1999) Section 38 (1) (a) (iii) and 51 (1) (iii) and Section 76 (4) of PFMA National Treasury developed a single platform, The Central Supplier Database (CSD) for the registration of prospective suppliers including the verification functionality of key supplier information. Prospective suppliers will be able to self - register on the CSD website: www.csd.gov.za Once the supplier information has been verified with external data sources by National Treasury a unique supplier number and security code will be allocated and communicated to the supplier. Suppliers will be required to keep their data updated regularly and should confirm at least once a year that their data is still current and updated. Suppliers can provide their CSD supplier number and unique security code to organs of state to view their verified CSD information. Tenderers are required to fill in clearly, legibly, in bold print and black ink their CSD supplier number in the space hereunder: <table border="1" data-bbox="161 689 1402 831"> <tr> <td data-bbox="161 689 638 752">Name of Supplier</td> <td data-bbox="638 689 1402 752"></td> </tr> <tr> <td data-bbox="161 752 638 831">Central Supplier Database (CSD) Supplier Number:</td> <td data-bbox="638 752 1402 831"></td> </tr> </table>	Name of Supplier		Central Supplier Database (CSD) Supplier Number:	
Name of Supplier					
Central Supplier Database (CSD) Supplier Number:					
12	<p>TAX CLEARANCE REQUIREMENTS</p> <p>It is a condition of tender that the taxes of the successful tenderer must be in order, or that satisfactory arrangements have been made with South African Revenue Service (SARS) to meet the Tenderer's tax obligations. It is a condition of this Offer of Commission that your practice remains in good standing with SARS (South African Revenue Services) in terms of its tax clearance, during the project, which is required to process your payment certificates.</p> <ol style="list-style-type: none"> In order to meet this requirement tenderers are required to apply via e-filing at any SARS branch office nationally. The Tax Compliance Status (TCS) requirements are also applicable to foreign Tenderers / individuals who wish to submit Tenders. SARS will then furnish the Tenderer with a Tax Compliance Status (TCS) PIN that will be valid for a period of 1 (one) year from the date of approval. In tenders where Consortia / Joint Ventures / Sub-contractors are involved, each party must submit a separate Tax Compliance Status (TCS) PIN. Application for Tax Compliance Status (TCS) PIN can be done via e-filing at any SARS branch office nationally or on the website www.sars.gov.za. Tax Clearance Certificates may be printed via eFiling. In order to use this provision, taxpayers will need to register with SARS as eFilers through the website www.sars.gov.za. Tax Clearance Certificates may be printed via eFiling. In order to use this provision, taxpayers will need to register with SARS as eFilers through the website www.sars.gov.za. <table border="1" data-bbox="161 1592 1402 1711"> <tr> <td data-bbox="161 1592 525 1653">Security PIN Number</td> <td data-bbox="525 1592 1402 1653"></td> </tr> <tr> <td data-bbox="161 1653 525 1711">Company / Entity Tax Reference Number</td> <td data-bbox="525 1653 1402 1711"></td> </tr> </table>	Security PIN Number		Company / Entity Tax Reference Number	
Security PIN Number					
Company / Entity Tax Reference Number					
13	<p>BILLS OF QUANTITIES/LUMP SUM DOCUMENT</p> <p>The Bills of Quantities document forms part of and must be read and priced in conjunction with all the other documents forming part of the contract documents, the Standard Conditions of Tender, Conditions of Contract, Standard Preambles to all Trades, Specifications, Drawings and all other relevant documentation.</p>				
14	<p>VALUE ADDED TAX</p> <p>The tender price must include for Value Added Tax (VAT). All rates, provisional sums, etc. in the Bills of Quantities must however be net (exclusive of VAT) with VAT calculated and added to the Total Value thereof in the Final Summary.</p>				
15	<p>FIXED PRICE CONTRACT</p>				

Should the Bills of Quantities/Lump Sum Document be a fixed price contract, the following clause must be inserted in the Pricing Instructions:

Tenderers are to take note that the contract price adjustments are not applicable to this contract. Tenderers should therefore make provision in the Contract Sum, schedule of rates, etc. for possible price increases during the contract period, as no claims in this regard shall be entertained.



MAHEHLE CLINIC

C2.2 - Preliminaries for GCC for Construction works - 2nd Edition 2010

MAHEHLE CLINIC					
BILL NO. 1					
C2 .2 PRELIMINARY AND GENERAL					
	NOTES	UNIT	QUANTITY	RATE	AMOUNT
	<p>i) The agreement is to be the General Conditions of Contract for Works of Civil Engineering Construction (2010) (Second Edition) , published by the S. A. Institution Of Civil Engineering.</p> <p>ii) The Preliminaries are to be the Construction and management requirements for works contracts - Part 1: General engineering and construction works (SANS 1921-1: 2004 Edition 1) prepared by Standards South Africa and shall be deemed to be incorporated herein.</p> <p>iii) Tenderers are referred to the abovementioned documents for the full intent and meaning of each clause thereof (hereinafter referred to by heading and clause number only) for which such allowance must be made as may be considered necessary.</p> <p>iv) Where standard clauses or alternatives are not entirely applicable to this contract such modifications, corrections or supplements as will apply are given under each relevant clause heading.</p> <p>v) Where any item is not relevant to this specific contract such item is marked N/A (signifying "not applicable").</p> <p>vi) Adjustment of the preliminaries: each item priced, is to be allocated to one or more of the three categories, where "F" denotes a fixed amount (amount not to be varied), "V" denotes an amount variable in proportion to value and "T" denotes an amount in proportion to time.</p> <p>vii) Time (T) related Preliminaries will only be adjusted for omissions or additions, issued by the Employer, or delays caused by the Employer, for which variation and extension of time has been granted. See Contract Data.</p> <p>SECTION A: GENERAL CONDITIONS OF CONTRACT</p> <p>A1 General (clause 1) F:..... V:..... T:.....</p> <p>A2 Basis of Contract (clause 2) F:..... V:..... T:.....</p> <p>A3 Engineer (clause 3) F:..... V:..... T:.....</p> <p>A4 Contractor's General Obligation (clause 4) F:..... V:..... T:.....</p> <p>A5 Time and Related Matters (clause 5) - As referred to in the Contract Data under Special Condition of Contract. F:..... V:..... T:.....</p>				
	Carried forward to collection			R	

		UNIT	QUANTITY	RATE	AMOUNT
A6	Payment and Related Matters (clause 6) F:..... V:..... T:.....	Item			
A7	Quality and Related Matters (clause 7) F:..... V:..... T:.....	Item			
A8	Risk and Related Matters (clause 8) F:..... V:..... T:.....	Item			
A9	Termination of Contract (clause 9) F:..... V:..... T:.....	Item			
A10	Claims and Disputes (clause 10) F:..... V:..... T:.....	Item			
<p>SECTION B: SANS 1921-1:2004 (Edition 1): CONSTRUCTION AND MANAGEMENT REQUIREMENTS FOR WORKS CONTRACTS: PART 1 Refer to the SCOPE OF WORK for detail requirements:</p>					
B1	Scope F:..... V:..... T:.....	Item			
B2	Normative references F:..... V:..... T:.....	Item			
B3	Definitions F:..... V:..... T:.....	Item			
B4	Requirements for construction and management F:..... V:..... T:.....	Item			
B4.1	General F:..... V:..... T:.....	Item			
B4.2	Responsibilities for design and construction F:..... V:..... T:.....	Item			
B4.3	Planning, programme and method statements F:..... V:..... T:.....	Item			
Carried forward to collection				R	

		UNIT	QUANTITY	RATE	AMOUNT
B4.4	Quality assurance F:..... V:..... T:.....	Item			
B4.5	Setting out F:..... V:..... T:.....	Item			
B4.6	Management and disposal of water F:..... V:..... T:.....	Item			
B4.7	Blasting F:..... V:..... T:.....	Item			
B4.8	Works adjacent to services and structures F:..... V:..... T:.....	Item			
B4.9	Management of the Works and site F:..... V:..... T:.....	Item			
B4.10	Earthworks F:..... V:..... T:.....	Item			
B4.11	Testing F:..... V:..... T:.....	Item			
B4.12	Materials, samples and fabrication drawings F:..... V:..... T:.....	Item			
B4.13	Equipment F:..... V:..... T:.....	Item			
B4.14	Site establishment F:..... V:..... T:.....	Item			
B4.15	Survey control F:..... V:..... T:.....	Item			
B4.16	Temporary works F:..... V:..... T:.....	Item			
	Carried forward to collection			R	

		UNIT	QUANTITY	RATE	AMOUNT
B4.17	Existing services F:..... V:..... T:.....	Item			
B4.18	Health and safety F:..... V:..... T:.....	Item			
B4.19	Environmental requirements F:..... V:..... T:.....	Item			
B4.20	Alterations, additions, extensions and modifications to existing works F:..... V:..... T:.....	Item			
B4.21	Inspection of adjoining structures, services, buildings and property F:..... V:..... T:.....	Item			
B4.22	Attendance on nominated and selected subcontractors F:..... V:..... T:.....	Item			
SECTION C: SCOPE OF WORK in accordance with SANS 10403 <i>(The reference to Clauses refer to Table B.1 of SANS 1921-1:2004)</i>					
C1	Certification by recognised bodies - CLAUSE 4.4 F:..... V:..... T:.....	Item			
C2	Agrément certificates - CLAUSE 4.5 F:..... V:..... T:.....	N/A			
C3	Other services and facilities - CLAUSE 4.8 F:..... V:..... T:.....	Item			
C4	Recording of weather - CLAUSE 5.2 F:..... V:..... T:.....	Item			
C5	Management meetings - CLAUSE 5.3 F:..... V:..... T:.....	Item			
C6	Daily records CLAUSE 5.6 F:..... V:..... T:.....	Item			
C7	Bond and guarantees - CLAUSE 5.7 F:..... V:..... T:.....	Item			
Carried forward to collection				R	

		UNIT	QUANTITY	RATE	AMOUNT
C8	Permits - CLAUSE 5.9 F:..... V:..... T:.....	Item			
C9	Proof of compliance with the law - CLAUSE 5.10 F:..... V:..... T:.....	Item			
SECTION D: SPECIFICATION DATA ASSOCIATED WITH SANS 1921-1:2004 (Table A.1)					
D1	Requirements for drawings, information and calculations for which the contractor is responsible CLAUSE 4.1.7 F:..... V:..... T:.....	Item			
D2	The responsibility strategy assigned to the contractor for the works CLAUSE 4.2.1 F:..... V:..... T:.....	Item			
D3	The planning, programme and method statements - CLAUSE 4.3 F:..... V:..... T:.....	Item			
D4	Samples of materials, workmanship and finishes - CLAUSE 4.12.1 F:..... V:..... T:.....	Item			
D5	Fabrication drawings that the contractor is to provide and deliver to the employer - CLAUSE 4.12.2 F:..... V:..... T:.....	Item			
D6	Office for the foreman CLAUSE 4.14.3 F:..... V:..... T:.....	Item			
D7	Telephone - CLAUSE 4.14.3 F:..... V:..... T:.....	Item			
D8	Office for inspector of works - CLAUSE 4.14.3 F:..... V:..... T:.....	Item			
D9	Telephone in office for inspector of works - CLAUSE 4.14.3 F:..... V:..... T:.....	Item			
D10	Sheds - CLAUSE 4.14.3 F:..... V:..... T:.....	Item			
Carried forward to collection				R	

		UNIT	QUANTITY	RATE	AMOUNT
D11	Provision and erection of signboards - CLAUSE 4.14.6 F:..... V:..... T:.....	Item			
D12	Termination, diversion or maintenance of existing services - CLAUSE 4.17.1 F:..... V:..... T:.....	Item			
D13	Services which are known to exist - CLAUSE 4.17.3 F:..... V:..... T:.....	Item			
D14	Detection apparatus - CLAUSE 4.17.4 F:..... V:..... T:.....	Item			
D15	Additional health and safety requirements - CLAUSE 4.18 F:..... V:..... T:.....	Item			
SECTION E: SPECIFIC PRELIMINARIES					
<u>Section E contains Specific Preliminary items which apply to this contract except where "N/A" (Not Applicable) appears against the item.</u>					
E1	PROPRIETARY BRANDED PRODUCTS The contractor shall take delivery of, handle, store, use apply and/or fix all proprietary branded products in strict accordance with the manufacturers' instruction after consultation with the manufacturer's authorised representative. F:..... V:..... T:.....	Item			
E2	OVERTIME Should overtime be required to be worked for any reason whatsoever, the costs of such overtime are to be borne by the Contractor unless the Engineer/Principal Agent has specifically authorised in writing, prior to the execution thereof, that costs for such overtime are to be borne by the Employer. F:..... V:..... T:.....	Item			
E3	AS BUILT DRAWINGS The position of construction breaks and the extent of individual concrete pours are to be recorded by the Contractor on the Structural Engineer's drawings and are to be submitted to the Engineer/Principal Agent and the Structural Engineer for their records. F:..... V:..... T:.....	Item			
Carried forward to collection				R	

SECTION E: SPECIFIC PRELIMINARIES		UNIT	QUANTITY	RATE	AMOUNT
E4	<p>SITE INSTRUCTIONS</p> <p>Site Instructions issued on site are to be recorded in triplicate in a Site Instruction book which is to be maintained on site by the Contractor.</p> <p>F:..... V:..... T:.....</p>	Item			
E5	<p>LABOUR RECORD</p> <p>At the end of each week the Contractor shall provide the Engineer/Principal Agent with a written record, in schedule form, reflecting the number and description of tradesmen and labourers employed by him and all sub-contractors on the works each day.</p> <p>F:..... V:..... T:.....</p> <p><i>Note: In the event that the contractor fails to satisfy the requirements of this specification, the Employer (Head: Health) may apply any of the sanctions provided in the contract. Sanctions may include the application of a financial penalty of 0.04% of the Contract Sum per calendar day of which the required report has not been submitted.</i></p>	Item			
E6	<p>PLANT RECORD</p> <p>At the end of each week the Contractor shall provide the Engineer/Principal Agent with a written record, in schedule form, reflecting the number, type and capacity of all plant, excluding hand tools, currently used on the works.</p> <p>F:..... V:..... T:.....</p>	Item			
E7	<p>NON CESSION OF MONIES</p> <p>The Contractor shall not cede nor assign his rights or claims to any monies due or to become due under this contract.</p> <p>F:..... V:..... T:.....</p>	Item			
E8	<p>SECTIONAL COMPLETION</p> <p>When it is required that the contract be executed in sections or portions, the tenderer shall allow for all costs in this regard as no claim for additional costs will be entertained.</p> <p>F:..... V:..... T:.....</p>	Item			
E9	<p>LOCAL LABOUR</p> <p>It is a general requirement of this contract that persons normally resident in the locality of the works (Local Labour) be given preference for employment on the contract. Provided, however, that should adequate and appropriate Labour not be available within the locality, others may be employed subject to satisfactory proof being provided that every reasonable endeavour has been made to employ Local Labour. The Contractor shall identify the local community leaders with the purpose of negotiating with them regarding the utilization of Local Labour in the construction process. In this regard, the Contractor shall furthermore give preference, wherever possible to the employment of single heads of households, women and youth. The Contractor shall, in general, maximize the involvement of the local community.</p> <p>F:..... V:..... T:.....</p>	Item			
Carried forward to collection				R	

		UNIT	QUANTITY	RATE	AMOUNT
E10	<p>IMPORT PERMITS AND DUTIES</p> <p>The responsibility for obtaining the necessary import permits shall rest with the successful Tenderer. No foreign exchange will be arranged or provided by the Administration.</p> <p>Tenderers are to allow in their tenders and pay the ordinary levy imposed on imported items in terms of item 196.10 of Part 8 of Schedule No. 1 of the Customs and Excise Act, 1964 with effect from 1 October 1989.</p> <p>F:..... V:..... T:.....</p>	Item			
E11	<p>CONTRACT PRICE ADJUSTMENT PROVISIONS (CPAP)</p> <p>Notwithstanding anything to the contrary contained in the GCC for Construction Works 2010 2nd Edition, this Contract is not subject to any Contract Price Adjustment Provisions (CPAP)</p>				
E12	<p>EPWP CONDITIONS AND SPECIFICATIONS</p> <p>12.1 EMPLOYMENT TARGETS</p> <p><u>E12.1 a Employment Targets</u></p> <p>The contractor needs to provide a realistic estimate on the number of jobs that the project has the potential to create throughout the project duration as the project will be implemented using labour intensive construction methods on elements where it is economical and feasible for this construction method.</p> <p>No of jobs to be created = [Contractor to fill in an estimated number]</p> <p>F:..... V:..... T:.....</p> <p><u>E12.1 b Employment requirements</u></p> <p>Tenderers are advised that this contract will be subject to the Expanded Public Works Program (EPWP) aimed at alleviating and reducing unemployment.</p> <p>Tenderers must allow for any costs for the employment of unskilled labour as per the requirements of the EPWP program;</p> <ol style="list-style-type: none"> 1. 55% of unskilled labour to be women 2. 55% of unskilled labour to be youth aged between 18 and 35 years 3. 2% of unskilled labour to be people living with disability 4. 100% Unskilled labour utilised must reside within the boundaries of the Municipality Ward where this contract is executed, with preference to the local community closest or at the walking distance to the contract site. Wherever possible local skilled tradesmen are to be employed on this contract with the view to maximize utilization of local resources. <p>F:..... V:..... T:.....</p>	Item			
	Carried forward to collection			R	

		UNIT	QUANTITY	RATE	AMOUNT
	<p><u>E12.1 c Labour rate and payment intervals</u> The contractor should ensure that labour rate paid to unskilled local labour is commensurate to the daily task. When determining the rate, consideration should be given to that EPWP beneficiaries are mostly bread winners in their families, as the program intends alleviating poverty. There should also be consideration that the labour rate promotes creation of expanded number of jobs created and person days of work. Contractors should make endeavours to ensure that labourers, particularly unskilled are remunerated on fortnight basis and prior notification be made should there be a shortfall on their wages. The labour rate for local unskilled shall also be determined in consideration of the location of the project, i.e. for projects implemented in urbanized municipalities will not be the same as that for rural municipalities.</p> <p>F:..... V:..... T:.....</p> <p>12.2 LABOUR INTENSIVE CONSTRUCTION METHOD <u>E12.2 a Labour Intensive Construction (LIC) method</u> On site there must a person(s) having competency in managing and implementing LIC methods. *Foreman @ NQF Level 4 the Unit Standard on Implementing LIC methods on site. *Site Agent/ Managers @ NQF level 5 the Unit Standard on Manage Labour-Intensive Skills Programme both must be CETA accredited</p> <p>F:..... V:..... T:.....</p> <p><u>E12.2 b Labour Intensive Construction Method</u> Those parts of the contract to be constructed using Labour Intensive methods will be marked in the BoQ with letter LI (indicating Labour Intensive) against every item so designated. Such works will only be constructed using method so indicated. Reference to be made to Guidelines for the implementation of Labour Intensive Infrastructure projects under EPWP. "Scope of Work in Respect of Work Relating to the Expanded Public Works Programme (EPWP)"</p> <p>F:..... V:..... T:.....</p> <p>E12.3 RECORD KEEPING 12.3.1 Every employer must keep in the project site office the following minutes of site progress minutes; contractors' monthly site progress reports; accurately recorded attendance register; proof of payment as means to verify authenticity of data in the EPWP Beneficiary form submitted with payment certificates. Copies of submitted EPWP beneficiary data forms should also be kept in the site office.</p> <p>F:..... V:..... T:.....</p> <p>12.3.2 The employer must keep this record for a period of at least three (3) years after the completion of the project in his/her office as the project site office would have been relocated. This should be safely kept for job creation data verifications and periodical audits on projects conducted by National and Provincial Department of Public Works after one (1) or two (2) quarters of submitting captured EPWP Data to the National EPWP coordinating Department.</p> <p>F:..... V:..... T:.....</p>	Item			
	Carried forward to collection			R	

	UNIT	QUANTITY	RATE	AMOUNT
<p>E12.4 EPWP REPORTING as per EPWP DATA FORM At the end of each month as part of site progress report and to be attached to every contractors' progress payment certificate; the contractor shall provide the principal agent & Public Works with a written records, as per EPWP data form; which will be reflecting, beneficiaries full name & surname; ID No and job description of labour employed by main contractor and sub-contractors on site. At the end of each month the contractor must submit the following documents to be attached to the Progress payment certificate:</p> <ol style="list-style-type: none"> 1. EPWP monthly data collection form 2. Worker monthly payment upload 3. Worker monthly proof of payment i.e <ol style="list-style-type: none"> 3.1 Acknowledgement of receipt of payment or 3.2 Payslips 3.3 Bank statement highlighted the workers paid 4. Worker monthly training form 5. Monthly attendance register 6. Certified copies of ID's (once off) 7. ID size photos (once off) 8. Proof of UIF 9. Proof of COIDA <p>F:..... V:..... T:.....</p> <p>E12.5 EPWP PROMOTION 12.5.1 EPWP signage board EPWP Program at the project level shall always be promoted through have the projects signage board that embrace EPWP logo at the bottom, correct measurement for this signage board will be provided by the project leader during the site handing over meeting. the standard "HELVETIVA MEDUIM " letters are to be used . Professional title to be 10 mm above line . Line thickness to be 8 mm thick . Space between bottom of the line and bottom of the lettering below the line has to be 100 mm. Letter sizes are as follows : Helvetica meduim 100 mm black upper case to be for project name and owner . Helvetica meduim 75mm black upper case only to be used for professional titles.Project name and owner shall be black lettering on white background.board sizes are as follows : Board to be minomum 2000mm from ground level and to be constructed from reinforced formed chromadek panels minimum 0,6mm thick chromadek. The contractor is responsible for ensuring that the project board remains neatly and safely erected for the full duration including maintenance period,after which the project board and post are to be dismantled and handed to the client in good order.</p> <p>F:..... V:..... T:.....</p> <p>12.5.2 Branding of labour apparel Contractor & Sub-contractors' labourers shall be provided with EPWP branded Personal Protective Equipment (PPE), reflector vest with EPWP wording at the back is an ideal and cost effective means of promoting program on site.</p> <p>The contractor is then advised to price for both item 17.5.1 and 17.5.2</p> <p>F:..... V:..... T:.....</p>	Item			
Carried forward to collection			R	

		UNIT	QUANTITY	RATE	AMOUNT
	<p>E12.6 COMMUNITY LIAISON OFFICER (CLO) <u>UTILISATION OF A COMMUNITY LIAISON OFFICER</u> In addition to the requirements of Clause E9, contained in this document; The Contractor shall allow for and pay any and all costs necessary for the engagement of the services of a Community Liaison Officer (CLO) for the full duration of this contract</p> <p>In the interest of providing a sound service to both the community and the Contractor, a CLO may only manage one project at a given time.</p> <p>A CLO will be identified by the local structures of the ward areas and appointed following fair and transparent interviewing process, to be conducted in the presence of local structures and the contractor representative, in order to assist the Contractor in the procurement of any local labour, etc. required for this project. The Contractor is to liaise with the CLO and afford him any assistance needed in ensuring sound working relations with the local community.</p> <p>Key Responsibilities of the CLO are envisaged to include and not necessary be limited to:</p> <ol style="list-style-type: none"> 1. Assisting local leadership in conducting skills and resources audit which facilitates sourcing labour from within the ward or targeted areas for employment, as required by contractor. 2. Assisting in sourcing labour-only domestic sub-contractors and the procurement of materials from local resources, as required by the contractor. 3. Assisting the contractor by identifying areas of potential conflict and or threats to the project or to stakeholders in the project and recommend appropriate action to the contractor. 4. Assisting contractor and stakeholders in the project in the resolution of any conflict which may arise. 5. Establishing and ensuring that sufficient and open communication channels between the contractor and the work force are maintained. 6. Establish and ensuring that efficient and open communication channels between the contractor and the community are maintained 7. Identifying and reporting to the Contractor regarding issues where communication between stakeholder is necessary, recommend courses of action and facilitate such communications 				
	Carried forward to collection			R	

	UNIT	QUANTITY	RATE	AMOUNT
<p>8. Assisting the Contractor and the work force in the establishment of grievance procedures and necessary recommenda-tion to the Contractor regarding the grievances and solution thereto.</p> <p>9. Attending to site meetings and project implementation meetings as required by the Contractor and prepare periodic reports as may be required by the Contractor from time to time.</p> <p>10. Attending to such other duties which are consistent with the functions of a CLO, as may be required by the Contractor from time to time.</p> <p>Tenderers are to price twice the rate of unskilled local labour rate against this item for any and all costs arising out of compliance with the foregoing and in the event of a Tenderer failing to price against this item or making inadequate financial provision against this item for compliance as aforesaid, then no claim for costs or additional cost incurred will be entertained by the Head: Works</p> <p>F:..... V:..... T:.....</p>	Item			
<p>E12.7 SKILLS DEVELOPMENT ON SITE</p> <p>Contractor in conforming to the object of EPWP that its beneficiaries need to be capacitated with skills that will render them employable in the future. It is then the responsibility of the Contractor that mandatory life skills are provided to 100% of workforce on site and on the job training to labourers from whom the potential for further development has been identified. The latter is not mandatory to all as it covers technical skills.</p> <p>Contractor should also make provision for the possibility that there might be local youth that will need to be placed on the project with an intention to be provided support towards improving their level of competency and productivity.</p> <p>Contractor shall also provide all necessary on-the-job training to targeted labour to enable such labour to master and advance on techniques required to undertake the work in accordance with requirements of the contract in a manner that does not compromise workers health and safety.</p> <p>F:..... V:..... T:.....</p>	Item			
<p>E12.8 LABOUR ONLY Sub Contracting for local emerging enterprises</p> <p>Tenderer's are advised that this contract is subject to the Expanded Public Works Programme (EPWP) and the following criteria will apply:</p> <p><u>African Equity Ownership</u></p> <p>a) The Tenderer is to allow for 5% of the total value of works to be undertaken by a Priority Population Group. This percentage excludes the costs of employing local unskilled labour. The allocation of this percentage from the Project, the screening of people, the selection of skills, will be for the Contractor to adjudicate.</p> <p>b) The Priority Population Group consists of women, youth and disabled people.</p> <p>c) The Contractor is to give first option for prospective PPG's from the surrounding areas of the Project. Should there be insufficient suitable people fitting the criteria of PPG's, the Contractor may hire people from further afield. This is to be done only after consultation with the Department of Works EPWP Co-ordinator and the Community Liaison Officer (CLO).</p> <p>d) A Mentor is to be employed by the Contractor, in consultation with the Department of Works for the purposes of quality control and liaison between the Contractor and the selected PPG's on site. The mentor will be responsible for ensuring an acceptable level of quality workmanship and that such work carried out by the PPG's is executed within the time frames stipulated.</p> <p>In so far as possible, the Contractor is encouraged to expand the PPG's skills, knowledge and performance levels.</p> <p>F:..... V:..... T:.....</p>	Item			
Carried forward to collection				

	UNIT	QUANTITY	RATE	AMOUNT
<p><u>TENDERER'S TO NOTE CONDITIONS</u></p> <p>a) The contract to be entered into between the Contractor and the PPG's will be a LABOUR ONLY sub-contract.</p> <p>b) The Contractor will be responsible for ensuring that all materials for use by the PPG's in the works are to be on site timeously. The Contractor shall liaise with The Mentor and PPG to determine the nature and extent of materials required and the lead time necessary.</p> <p>c) The Contractor shall be responsible for the overall programming of the Works and he is to allow for monitoring the PPG's programme and progress.</p> <p>d) In conjunction with the Mentor, he is to allow for the supervision and mentoring (where necessary) of the PPG to ensure quality and adherence to standard building practice</p> <p>e) The Contractor is to allow for extra storage facilities on site for the PPG's tools and equipment.</p> <p>f) Basic tools shall be provided by the PPG's and where these are not available; the Contractor will supply him with the necessary tools and equipment and deduct the costs thereof from the interim claims made by the PPG.</p> <p>g) Work requiring specialized tools will be provided free of charge by the Contractor with the provision that these be returned upon completion of the Work.</p> <p><u>CO-ORDINATION</u></p> <p>The Contractor is to co-ordinate the work of all the PPG's, Sub-Contractors and Nominated Sub- Contractors appointed direct by the Employer in such a manner and at all times as will suit the building programme and he is to allow adequate access, for the PPG's, where required, to carry out their work in an efficient manner as no claims for extras in this connection will be entertained.</p> <p>F:..... V:..... T:.....</p> <p><u>ATTENDANCE</u></p> <p>The Contractor may allow for attendance upon the PPG's concerned to execute the work. The Contractor is to allow the PPG's the use of any scaffolding belonging to him while it remains so erected on the site.</p> <p>Where scaffolding is necessary for the use by any PPG and the Contractor has not erected any for his own use or has removed same after his own use, the Contractor shall supply sufficient scaffolding to the PPG to be erected and dismantled by the PPG and returned to the Contractor.</p> <p>This attendance upon PPG's to execute the work is to include for the scaffolding provisions as aforesaid and, in addition, is to include for co-operating to the fullest extent with all the parties, attending on off-loading materials, providing suitable storage for tools and materials used by the PPG's, use of general facilities such as latrines, etc., supply and cost of power, lighting, water and the like.</p> <p>F:..... V:..... T:.....</p> <p>E12.9 EPWP CONTRACT FOR LABOUR</p> <p>It is compulsory that shortly after the contractor and or sub contractor has appointed local labour, the employment contract should be signed by both parties, prior to commencement with works on site. The employment contract forms part of the Ministerial Determination or from the regional EPWP officials. Each contract will lapse at the end of each financial year therefore requiring the Contractor to do a renewal of each contract should the need of employment still exist for that particular labourer.</p> <p>F:..... V:..... T:.....</p>	Item			
Carried forward to collection			R	

	UNIT	QUANTITY	RATE	AMOUNT
<p>E12.10 EPWP SCOPE of WORK Note: Contractors are to price any item on the Bill of Quantities having below, bearing in mind that they are regarded as main sources of job creation, whether sub contracted or undertaken by the main contractor.</p> <p>Elements on the scope of work where application of Labour Intensive Construction methods as will indicated with letters (LI) are regarded feasible are as follows;</p> <p>i) Excavating trenches for foundations and any other civil works with the depth not more than 1.5 m</p> <p>ii) All masonry works which include concrete mixing on site; brickwork; plastering; screed works; jointing; etc.</p> <p>iii) Painting, Plumbing, Ironmongery; roof cladding; glazing; tiling; carpentry; flooring; waterproofing; etc.</p> <p>F:..... V:..... T:.....</p> <p>Note: It is a general requirement of this contract that persons normally resident in the ward of the works (local labour) be given preference for employment on the contract. Provided, however, that should adequate and appropriate labour not be available within the ward, others may be employed subject to satisfactory proof being provided that every reasonable endeavour has been made to employ local labour (Local Sub-contractor(s); Skilled; Semi-Skilled and Unskilled). The contractor shall in consultation with the local community leaders with the purpose of negotiating with them regarding the utilization of local resources in the construction process. In this regard, the contractor shall furthermore give preference, wherever possible to the employment of single heads of households, women and youth as well as families declared as most indigent by War on Poverty/ Sukuma Sakhe program profiling process. The contractor should aim, in general, to maximise the involvement of the local community, however workers from other communities should not exceed 20% of all persons working on the project, where local employees possess skills at level of competency that meet contractors requirements.</p> <p><u>Payment for the labour-intensive component of the works</u> Payment for works identified in the Scope of Work as being labour-intensive shall only be made in accordance with the provisions of the Contract if the works are constructed strictly in accordance with the provisions of the Scope of Work. Any non-payment for such works shall not relieve the Contractor in any way from his obligations either in contract or in delict.</p> <p><u>Linkage of payment for labour-intensive component of works to submission of project data</u> The Contractor's payment invoices shall be accompanied by labour information for the corresponding period in a format specified by the employer. If the contractor chooses to delay submitting payment invoices, labour returns shall still be submitted as per frequency and timeframe stipulated by the Employer. The contractor's invoices shall not be paid until all pending labour information has been submitted.</p> <p><u>Applicable labour laws</u> The current Ministerial Determination (also downloadable at www.epwp.gov.za) Expanded Public Works Programmes, issued in terms of the Basic Conditions of Employment Act of 1997 by the Minister of Labour in Government Notice , shall apply to works described in the scope of work as being labour-intensive and which are undertaken by unskilled or semi-skilled workers.</p> <p>F:..... V:..... T:.....</p>	Item			
Carried forward to collection			R	

		UNIT	QUANTITY	RATE	AMOUNT
E13	HIV/AIDS AWARENESS Tenderers are to price against the following items for compliance with the SPECIFICATION FOR HIV/AIDS AWARENESS bound into this document (The clauses referred to are those of the Specification for HIV/AIDS)				
E13.1	Provide and maintain a condom dispenser in terms of Clause 5.1a) F:..... V:..... T:.....	Item			
E13.2	Provide and maintain HIV/AIDS awareness posters terms of Clause 5.1b) F:..... V:..... T:.....	Item			
E13.3	HIV /Aids Awareness Programme on Site for not less than 90% of workers inclusive of all direct and indirect costs; Engage a qualified service provider as described in the scope of works to conduct an HIV Awareness Programme in terms of Clause 5.2.1a) F:..... V:..... T:.....	Item			
E13.4	Arrange for workers to attend the HIV Awareness Programme in terms of Clause 5.2.1b) F:..... V:..... T:.....	Item			
E13.5	Reporting Prepare and attach to claims for payment a brief report in terms of Clause 5.3 (see also HIV/STI Compliance Report included with this document). F:..... V:..... T:..... Note: In the event that the contractor fails to satisfy the requirements of this specification, the employer (Head: Health) may apply any of the sanctions provided for in the contract. Sanctions may include the application of a financial penalty of 0.04% of the Contract Sum per calendar day of which the required reports has not been submitted.	Item			
E14	OCCUPATIONAL HEALTH AND SAFETY ACT NO. 85 OF 1993 Tenderers are to allow for costs in providing a project specific ' Construction Phase Safety, Health and Environmental Plan' in accordance with "Section 2 - Specification Data associated with SANS 1921-1:2004" clause C4.18 in "Part C3 - Scope of Work" F:..... V:..... T:.....	Item			
E15	NOTICE BOARD, SITE OFFICE, ETC. Bidders are to allow for the provision and removal of a project notice board and a site office in accordance with the Principal Agent's requirements. F:..... V:..... T:.....	Item			
E16	IMPORTED MATERIALS AND EQUIPMENT Where imported items are listed in the tender documents, the tenderer shall provide all information called for, failing which the price of any such item, material or equipment shall be excluded from currency fluctuations. (Refer to T2.14 - Schedule of Imported Materials and Equipment.) F:..... V:..... T:.....	Item			
E17	CONTRACT DOCUMENTS The drawings issues with these Bid documents do not comprise the complete set but serves as a guide only for Biding purposes and for indicating the scope of works to enable the Bidder to acquaint him with the nature and extent of the works and the manner in which they are to be executed. Should any part of the drawings not be clearly legible to the Bidder he shall, before submitting his Bid, obtain clarification in writing from the principal agent. F:..... V:..... T:.....	Item			
	Carried forward to collection			R	

		UNIT	QUANTITY	RATE	AMOUNT
E18	<p>GENERAL PREAMBLES The Document Preambles will be the DOH Supplementary Preambles January 2009 Rev.3 and shall be read in conjunction with the Bills of Quantities and be referred to for the full descriptions of work to be done and materials to be used.</p> <p>F:..... V:..... T:.....</p>	Item			
E19	<p>TRADE NAMES Wherever a Trade Name for any product has been described in the Bills of Quantities the Bidder's attention is drawn to the fact that any other product of equal quality may be used subject to the written approval of the Principal Agent being obtained prior to the closing date for submission of Bids.</p> <p>F:..... V:..... T:.....</p>	Item			
E20	<p>EXISTING PREMISES OCCUPIED Refer to Scope of Works Part C3 of this Bid Document for information on the occupation of existing buildings.</p> <p>F:..... V:..... T:.....</p>	Item			
E21	<p>INACCURATE AND DEFECTIVE WORK EXECUTED UNDER PREVIOUS CONTRACT The contractor shall, after taking possession of the site and before commencing the work, check all levels, liners, profiles and the like and satisfy himself as to the dimensional accuracy of all work executed under the previous contract which may affect his work.</p> <p>Should any inaccurate or defective work be found, the contractor shall immediately notify the principal agent in writing requesting his instructions with regard thereto and afford every facility to those rectifying such inaccurate or defective work.</p> <p>F:..... V:..... T:.....</p>	Item			
E22	<p>VIEWING THE SITE IN SECURITY AREAS If the site is situated in a security area and the Bidder must arrange with the Authorities to obtain permission to enter the site for Bidding purposes.</p> <p>F:..... V:..... T:.....</p>	Item			
E23	<p>COMMENCEMENT OF WORKS IN SECURITY AREAS If the works falls within a security area, the contractor must arrange with the Authorities and give the necessary notices before commencement of the works. Should the contractor fail to make such arrangements, admission to the site may be refused and any additional costs will be for the contractor's account.</p> <p>F:..... V:..... T:.....</p>	Item			
E24	<p>ENTRANCE PERMITS TO SECURITY AREAS If the works fall within a security area, the contractor shall obtain entrance permits for his personnel and workmen entering the area and shall comply with all regulations and instructions which may be issued from time to time regarding the protection of persons and property under control of the Authority.</p> <p>F:..... V:..... T:.....</p>	Item			
	Carried forward to collection			R	

		UNIT	QUANTITY	RATE	AMOUNT
E25	<p>SECURITY CHECK OF PERSONNEL</p> <p>The principal agent may require the contractor to have his personnel and workmen, or a certain number of them, security classified.</p> <p>In the event of the principal agent requesting the removal of a person or persons from the works for security reasons, the contractor shall do so forthwith and shall thereafter ensure that such person or persons are denied access to the works and the site and/or to any document or information relating to the works.</p> <p>F:..... V:..... T:.....</p>	Item			
E26	<p>PROHIBITION ON TAKING PHOTOGRAPHS</p> <p>In terms of article 119 of the Defence Act, 44 of 1957, it is prohibited to sketch or to take photographs of any military site or installation or any building or civil works thereon or to be in possession of a camera or other apparatus used for taking photographs, except when authorised thereto by or on behalf of the Minister.</p> <p>The same prohibition is also applicable to all Correctional Institutions in terms of article 44.1(e) of the Correctional Services Act 8 of 1959.</p> <p>F:..... V:..... T:.....</p>	Item			
E27	<p>Management of Water</p> <p>Water for Construction purposes must be obtained from alternative water sources (i.e. supply other than water that is produced and distributed by a regulated water service authority from a licenced water treatment works for human consumption), eg dams, rivers, boreholes, springs, rainwater harvesting, recycled sewerage water, etc. The alternative water source shall not be of an inferior quality / standard than that required for construction purposes. The client reserves the right through his agents to test such supplies or request certificates confirming the grade and nature of the water supply. Relevant knowledge of the respective area will be an advantage.</p>				
Carried forward to collection				R	

SECTION 1

SUMMARY – PRELIMINARY & GENERAL

<u>Collection</u>	<u>Page No.</u>	<u>Amount</u>	
	1	R	
	2	R	
	3	R	
	4	R	
	5	R	
	6	R	
	7	R	
	8	R	
	9	R	
	10	R	
	11	R	
	12	R	
	13	R	
	14	R	
	15	R	
	16	R	
	17	R	
Carried forward to Final Summary		R	

Section No. 1
Preliminary & General
Summary



MAHEHLE CLINIC

PART C2.3 BILL OF QUANTITIES



MAHEHLE CLINIC

PART C3. SCOPE OF WORKS

C3.1 SCOPE OF WORKS
GCC FOR CONSTRUCTION WORKS (Edition 2 of 2010)

Scope of Works complied in accordance with SANS 10403 where reference is made to this part of SANS 1921-1:2004

Project title:	MAHEHLE CLINIC		
Tender no:	ZNB 5548/2023-H	Project Code:	WCS No. 058064

1	<u>SECTION 1</u>			
	<u>EXTENT OF THE WORKS</u>			
	1.1	EMPLOYERS OBJECTIVES		
		Construction of the New Small Clinic complete with 4 nurses accomodation houses and related siteworks.		
	1.2	OVERVIEW OF THE WORKS		
		Construction of the New Small Clinic complete with 4 nurses accomodation houses and related siteworks.		
	1.3	EXTENT OF THE WORKS		
		Construction of the New Small Clinic complete with 4 nurses accomodation houses and related siteworks and necessary services.		
	1.4	LOCATION OF THE WORKS		
		Mahehle Clinic, in Buhlebezwe Local Municipality, Harry Gwala District Municipality, Xopo, Kzn.		
	1.5	TEMPORARY WORKS		
		All temporary work to comply with the Occupational Health and safety Act (Act 85 of 1993)		
	2	<u>ENGINEERING</u>		
		2.1	EMPLOYER'S/CONTRACTOR'S DESIGN	
			Euegen Maphumulo of Eugene Maphumulo Architects	
2.2		DESIGN BRIEF		
	Not applicable			
2.3	DRAWINGS			
	See list of Drawings/Annexures attached to this document			

2.4 DESIGN PROCEDURES

Not applicable

3 PROCUREMENT

3.1 PREFERENTIAL PROCUREMENT PROCEDURES

This tender will be subject to the implementation of the Preferential Procurement Regulations, 2022 pertaining to the Preferential Procurement Policy Framework Act, Act Number 5 of 2000 and the relevant Supply Chain Management Legislation and the KwaZulu-Natal Supply Chain Management Policy Framework published by the KwaZulu-Natal Provincial Treasury. Tenderders are referred to www.kzntreasury.gov.za for access to the relevant documents.

Tenderders are advised to familiarize themselves with the contents of the KwaZulu-Natal Supply Chain Management Policy Framework regarding Preference Point Systems, evaluation of tenders appeals and other matters.

3.2 RESOURCE STANDARD PERTAINING TO TARGETED PROCUREMENT

NOTE : This project will be adjudicated as exceeding R 50,000 000,00

3.3 SCOPE OF MANDATORY SUBCONTRACT WORK

Not applicable

3.4 PREFERRED SUBCONTRACTORS/SUPPLIERS

Not applicable

3.5 SUBCONTRACTING PROCEDURES

Not applicable

4 CONSTRUCTION

4.1 APPLICABLE SANS 2001 STANDARDS FOR CONSTRUCTION WORKS

The Contractor is referred to the "Model Preambles to Trades - 2008", any "Supplementary Preambles", the Electrical Specifications and Mechanical Specification for full descriptions of materials and methods referred to in these Bills of Quantities/Lump Sum documents, insofar as they apply. The Contractor is advised to study the "Standard Preambles to all Trades", any "Supplementary Preambles", the Electrical Specifications and Mechanical Specification, before pricing Bills of Quantities/Lump Sum documents.

Where the description in the Bills of Quantities/Lump Sum documents differ from those in the Standard Electrical Specifications, the descriptions in the Bills of Quantities/Lump Sum documents are to apply. No claim whatsoever will be allowed in respect of errors in pricing due to brevity of description of items in the Bills of Quantities/Lump Sum documents which are fully described when read in conjunction with the relevant Preambles and/or Specifications. Suppliers of materials and the like, whose quality systems apply with one or more of the SABS/SANS ISO 9000 Series should be used whenever possible in the absence of a particular SABS/SANS Specification Standard Mark.

Wherever the words "shall be deemed to be included in the description", "shall be stated" or other words having the same effect, appear in the Standard System, it shall be deemed that all descriptions in these Bills of Quantities/Lump Sum documents incorporated such inclusions and statements whether specifically stated or not.

The Contractor is hereby informed that where SABS/SANS Specifications are referred to in these Bills of Quantities/Lump Sums documents and Specifications thereto, then ONLY the Specification of Work Clauses will apply. The method of measurement and payment clauses will NOT apply to this Contract.

The Contractor is hereby informed that risk of collapse and keeping excavations free from water (excluding subterranean water) generally are deemed to be included in the descriptions unless accommodated in the system of measurement. Please refer to the Geotechnical Investigation report when included at the end of these tender documents.

Whenever reference is made to "Sub-Contractor", "Nominated Sub-Contractor" or the like in the specifications included or referred to in these Bills of Quantities/Lump Sums documents, it shall be deemed to mean "Contractor" as defined.

4.2 APPLICABLE NATIONAL AND INTERNATIONAL STANDARDS

See above 4.1

4.3 PARTICULAR / GENERIC SPECIFICATIONS

The Contractor is referred to the following documents whether attached to this document or not:

<u>SPECIFICATION</u>	<u>PAGES</u>
Specification for HIV/AIDS Awareness (CIDB)	HIV1 TO HIV3
Specific Construction, Safety, Health and Environmental Plan	
Standard Preambles for all Trades (Rev 3) - DOH 2009	1 to 95
General Electrical Specification	E/1 to E/20
Lightning Protection Installation	LP/1 to LP/6

4.4 CERTIFICATION BY RECOGNIZED BODIES

Appointed consultants must be actively registered with their relevant professional discipline

4.5 AGRÉMENT CERTIFICATES

Not applicable

4.6 PLANT AND MATERIAL PROVIDED BY THE EMPLOYER

Not applicable

4.7 SERVICES AND FACILITIES PROVIDED BY THE EMPLOYER

None.

4.8 OTHER SERVICES AND FACILITIES

The Contractor shall provide any artificial lighting which may be necessary or required for the proper execution of the works, and provide electric power and water required by all Sub-Contractors, Nominated Sub-Contractors and Sub-Contractors appointed directly by the Administration.

The Contractor shall give all notices and pay all fees in connection with temporary electrical and water connections and shall connect temporary Electrical and Water meters for and pay for all current and water consumed.

The Contractor is advised that the permanent light fittings and water points of any kind installed in the Works are not to be used to provide temporary lighting and supplement water requirements for construction purposes.

<p>5</p> <p>5.1</p>	<p><u>MANAGEMENT</u></p> <p>APPLICABLE SANS 1921 STANDARDS</p> <p>SANS 876:2016 - Cable terminations and live conductors within air-filled enclosures (insulation co-ordination) for rated a.c. voltages from 7,2 kV up to and including 36 kV. SANS 1874:2015 - Switchgear - Metal-enclosed ring main units for rated a.c. voltages above 1 kV and up to and including 36 kV.</p> <ul style="list-style-type: none"> o The Occupational Health and Safety Act (Act 85, 1993) as amended o The control panel, associated components and wiring shall be installed in compliance with the latest, relevant and applicable standards. o SANS 10147: Refrigerating systems, including plants associated with AC systems o SANS 347: Categorization and conformity assessment criteria for all pressure equipment o SANS 10142: Code of Practice for Wiring of Premises o SANS 60947-1: 2005/IEC 60947-1: 2004 to SANS 60947-8: 2004/IEC 60947-8: 2004: Low voltage switch gear and control gear. o A Certificate of Conformity, in accordance with the OHS Act as amended and SANS 347, will be required for all refrigeration and air-conditioning works o KwaZulu-Natal Department of Health Policy on Design of Mechanical Installations o An Electrical Certificate of Compliance, in accordance with the OHS Act as amended, will be required for all Electrical Works. o The Machinery and Occupational Safety Act - Act 6/1983 o The Municipal by-laws and any special requirements of the Supply Authorities of the area or district concerned. o Local Fire Regulations. o All building works shall be in accordance with the Standard Preambles to All Trades. The contractor should fully familiarise himself with these documents prior to quoting. 																																																																	
<p>5.2</p>	<p>RECORDING OF WEATHER</p> <p>The Contractor shall keep record of abnormal climatic conditions to facilitate the adjudication of claims for extension of the contract period.</p>																																																																	
	<p>The Contractor shall allow in his programme for the following number of days for rain days (rain > 10mm per day) as per the table below:</p> <table border="1" data-bbox="304 1227 1471 1619"> <thead> <tr> <th colspan="3">CURRENT YEAR</th> <th>YEAR + 1</th> <th>YEAR + 2</th> </tr> </thead> <tbody> <tr><td>January</td><td>w/days</td><td>3</td><td>3</td><td>3</td></tr> <tr><td>February</td><td>w/days</td><td>3</td><td>3</td><td>3</td></tr> <tr><td>March</td><td>w/days</td><td>3</td><td>3</td><td>3</td></tr> <tr><td>April</td><td>w/days</td><td>3</td><td>3</td><td>3</td></tr> <tr><td>May</td><td>w/days</td><td>3</td><td>3</td><td>3</td></tr> <tr><td>June</td><td>w/days</td><td>3</td><td>3</td><td>3</td></tr> <tr><td>July</td><td>w/days</td><td>3</td><td>3</td><td>3</td></tr> <tr><td>August</td><td>w/days</td><td>3</td><td>3</td><td>3</td></tr> <tr><td>September</td><td>w/days</td><td>3</td><td>3</td><td>3</td></tr> <tr><td>October</td><td>w/days</td><td>3</td><td>3</td><td>3</td></tr> <tr><td>November</td><td>w/days</td><td>3</td><td>3</td><td>3</td></tr> <tr><td>December</td><td>w/days</td><td>3</td><td>3</td><td>3</td></tr> </tbody> </table>	CURRENT YEAR			YEAR + 1	YEAR + 2	January	w/days	3	3	3	February	w/days	3	3	3	March	w/days	3	3	3	April	w/days	3	3	3	May	w/days	3	3	3	June	w/days	3	3	3	July	w/days	3	3	3	August	w/days	3	3	3	September	w/days	3	3	3	October	w/days	3	3	3	November	w/days	3	3	3	December	w/days	3	3	3
CURRENT YEAR			YEAR + 1	YEAR + 2																																																														
January	w/days	3	3	3																																																														
February	w/days	3	3	3																																																														
March	w/days	3	3	3																																																														
April	w/days	3	3	3																																																														
May	w/days	3	3	3																																																														
June	w/days	3	3	3																																																														
July	w/days	3	3	3																																																														
August	w/days	3	3	3																																																														
September	w/days	3	3	3																																																														
October	w/days	3	3	3																																																														
November	w/days	3	3	3																																																														
December	w/days	3	3	3																																																														
<p>5.3</p> <p>5.4</p> <p>5.5</p>	<p>MANAGEMENT MEETINGS</p> <p>In order to facilitate the smooth functioning of the Works and to ensure the closest co-operation between all the parties concerned, the Employer will call for regular meetings to be held on the site, at which a senior member of the Contracting firm and the General Foreman of the Works will always be required to be present. In addition to the above, other persons will be required to attend these meetings as and when their presence is necessary, e.g., Consultants in all disciplines, representatives of the various Sub-Contractors, etc. Proper minutes of these meetings will be kept by the Employer\Principal Agent and copies will be circulated to all persons attending the meetings and to others who need to be kept informed.</p> <p>FORMS FOR CONTRACT ADMINISTRATION</p> <p>The Employer shall provide all necessary forms.</p> <p>ELECTRONIC PAYMENTS</p>																																																																	

The Contractor shall provide all required information to the Employer to facilitate electronic payments upon request.

5.6 DAILY RECORDS

The Contractor shall keep daily records of people and equipment employed as well as a site diary in respect of work performed on the site.

At the end of each week the Contractor shall provide the Principal Agent with a written record, in schedule form, reflecting the number and description of tradesmen and labourers employed by him and all Sub-Contractors on the works each day.

At the end of each week the Contractor shall provide the Principal Agent with a written record, in schedule form, reflecting the number, type and capacity of all plant, excluding hand tools, currently used on the works.

5.7 BONDS AND GUARANTEES

The Contractor shall within 10 calendar days after receiving notice from the Engineer and prior to receiving a completed copy of this agreement, including the schedule of deviations (if any), contact the Employer's agent (whose details are given in the contract data) to arrange the delivery of any bonds, guarantees, proof of insurance and any other documentation to be provided in terms of the conditions of contract identified in the Contract Data.

5.8	<p>PAYMENT CERTIFICATES</p> <p>Requirements will be in accordance with the Employers prescriptions.</p>
5.9	<p>PERMITS</p> <p>The Contractor is advised that, in the case of an existing building or institution, all security measures in force will remain in operation and he must acquaint himself and his Employees with them as he and his Employees will at all times be subject to these measures.</p> <p>The Contractor will on no account extend his operations beyond the confines of the building site as indicated by the Employer and must ensure that all his Employees are made aware of these limits. Any Employee disregarding this instruction and found outside the limit of the building site without authority, shall be redeployed immediately and shall not again be employed on this Contract.</p> <p>The Contractor will be responsible for ensuring that this instruction is strictly enforced and must provide and remove upon completion or when directed, such other necessary temporary barriers, fences, etc., as may be required and is to allow opposite this item for any charges he may wish to make in this connection.</p> <p>The Employer will accept no responsibility whatsoever for damage to or the loss of plant, materials, etc., from the site</p>
5.10	<p>PROOF OF COMPLIANCE WITH THE LAW</p> <p>The following certificates must be provided before first delivery is taken:</p> <ul style="list-style-type: none"> - Electrical Compliance Certificate - Lightning Certificate - Electrical and Mechanical test certificates - SANS 10400-A:2010 compliance certificates - Latest National Building Regulation - Asbestos removal compliance certificates <p>5.11 INSURANCE PROVIDED BY THE EMPLOYER</p> <p>Not Applicable</p> <p><u>SECTION 2</u></p> <p><u>SPECIFICATION DATA ASSOCIATED WITH SANS 1921-2004</u></p> <p>Clause Numbers</p> <p>4.1.7 The requirements for drawings, information and calculations for which the Contractor is responsible are:</p> <p>0</p> <p>4.2.1 The responsibility strategy assigned to the Contractor for the works is:</p> <p>Strategy A</p> <p>4.2.2 The structural engineer is:</p> <p>?????</p> <p>4.2.3 Drawings & other info are to be submitted in accordance with the contractors programme</p> <p>Not applicable</p>

4.3	<p>The planning, programme and method statement are to comply with the following:</p> <p>N/A</p>
4.12.1	<p>Samples of materials</p> <p>The work is to be executed with materials of the best specified and in the most substantial and workmanlike manner under the inspection of the Employer and to his satisfaction. The Contractor shall furnish, without delay, such samples as called for or may be called for by the Employer, who may reject all materials or workmanship not corresponding with the approved sample. The samples of materials, workmanship and finishes that the Contractor is to provide and deliver to the employer are: TBC</p>
4.12.2	<p>Fabrication drawings that the contractor is to provide to the employer are:</p> <p>None</p>
4.12.3	<p>Office accommodation, equipment, accommodation for site meetings and other facilities for use by the employer and his agents are:</p> <p>OFFICE FOR FOREMAN</p> <p>Provide, erect, maintain and remove at completion a suitable temporary office for the Contractor or his Foreman, perfectly secured, lighted and ventilated and having a desk with drawers.</p> <p>TELEPHONE</p> <p>The Contractor shall provide a telephone on the site for the use of the Contractor and all Sub-Contractors for the duration of the Contract, and must make the necessary application for connection, give all notices and pay all fees, rentals and charges for the service and also for all calls.</p> <p>OFFICE FOR INSPECTOR OF WORKS</p> <p>Provide, erect, maintain and remove at completion a well constructed temporary office for the Inspector of Works not less than 4 x 3 m on plan and 3 m high to eaves to the approval of the Employer. The office shall be constructed of wood framing covered externally with corrugated iron or corrugated asbestos and with a lean-to roof covered with the same material as the external wall covering. The office shall be lined internally with soft board or other approved material and a ceiling shall be provided of the same material as the internal lining. A suspended wood floor shall be provided and is to finish not less than 300 mm above the ground level. A lockable door and a window, which provides adequate light and ventilation, shall be fitted. An office constructed of 115 mm thick brick-work and provided with a screeded concrete floor and roofed and ceiled as above described may be accepted as an alternative but prior permission of the Employer will be necessary before construction of such an office is commenced and his requirements shall be stated and fulfilled by the Contractor. The office shall be fitted in an approved manner with a sloping topped desk of height and length suitable for the laying out and studying of drawings, a desk or table with not less than two lock-up drawers, shelves, seating and wash-stand, and the Contractor shall provide all necessary attendance.</p> <p>TELEPHONE IN OFFICE FOR INSPECTOR OF WORKS</p> <p>The Contractor shall arrange for the installation of a lockable telephone in the Office for the Inspector of Works for the duration of the Contract. The Contractor will be required to make the necessary application for connection and give all notices on behalf of the Employer. The Employer will, however, be responsible for the direct payment of all fees, rentals and other charges by Telkom for the service for the Inspector of Works and for all calls made from this telephone.</p>

	<p>SHED</p> <p>Provide, erect, maintain and remove at completion, ample temporary sheds for the proper storage of materials and for the use of the workmen, and remove when no longer required.</p>
<p>4.14.6</p>	<p>The requirement for provision and erection of signboards are:</p> <p>Supply, erect, maintain and remove at completion a painted notice board, size overall 2800 x 2345 mm high sign written to detail as Drawing No. T9506 which drawing is available from offices of the Department of Public Works. Only the official notice board is to be displayed on the site and no Sub-Contractor's boards will be permitted. The Contractor, at his own cost, may provide a board on which all sub-contract firms' names may be sign written. The notice board is to be to the approval of the Employer and is to be maintained in first class condition and placed where directed at the entrance to the site and remain there for the duration of the Contract.</p>
<p>4.17.1</p>	<p>Requirement for the termination, diversion or maintenance of existing services:</p> <p>Should the Contractor come in contact with any underground cables or pipes during excavations, immediate notification must be made to the Employer and all work in the vicinity of such cables, pipes, etc., shall cease until authority to proceed has been obtained from the Employer. Should the Contractor damage underground cables or pipes resulting in a disruption of services to an existing institution such damage shall be repaired immediately.</p>
<p>4.17.3</p>	<p>Services which are known to exist on the site:</p> <p>Investigate and provide detail drawings.</p>
<p>4.17.4</p>	<p>Requirement for detection apparatus</p> <p>None</p>
<p>4.18</p>	<p>ADDITIONAL HEALTH AND SAFETY REQUIREMENTS ARE:</p> <p>By the submission of a tender, any Tenderder will, if awarded the contract to which this tender document relates, be deemed to be the mandatory as envisaged by Section 37 (2) of the Act. As a mandatory the successful Tenderder will be deemed to be the "principal contractor" and an employer in his/her/their own right with duties as prescribed in the Act and accordingly will be deemed to have agreed to be solely responsible for ensuring that in connection with the service to which this tender document relates, all work will be performed and machinery and plant used in accordance with the Act. Should the Contractor, for whatever reason be unable to perform as required by the Act, the Contractor undertakes to inform the Employer accordingly.</p> <p>Tenderders are advised that it is a Condition of this Tender that a 'Construction Phase Safety, Health and Environmental Plan' specifically relates to the project for which tenders are being submitted and must be prepared by the Tenderder and submitted with the other tender documents at the time of tender. Failure to do so will</p> <p>Tenderders are therefore advised to study the 'Construction Safety, Health and Environmental Specification' which is issued as part of this tender document, the Model Preambles to Trades - 2008, any project Specification included in this tender document and any and all drawings which are referred to and issued as part of this tender document before preparing their own project specific 'Construction Phase Safety, Health and Environmental Plan' .</p> <p>Tenderders are also advised that such a plan which is submitted with a tender but is incomplete or considered inadequate by the Employer or his Representative will invalidate the tender.</p> <p>The Contractor will be deemed to have satisfied himself with his obligations in terms of the Act and to have allowed for all costs arising from compliance with the Act as no claim for extra costs arising from compliance with, and obligations in terms of the Act will be entertained.</p>
<p>4.22</p>	<p>WORK BY NOMINATED AND SELECTED SUBCONTRACTORS COMPRISE:</p> <p>List of applicable sub-contractors to be compiled post award.</p>

C3.2 - SPECIFICATION FOR HIV/AIDS AWARENESS

1 Scope

This generic specification contains requirements applicable to the reduction of the risk of transfer of the HIV virus between and among construction workers and the local community through the following four strategies:

- a) raising awareness about HIV/AIDS;
- b) providing construction workers with access to condoms;
- c) HIV counselling, testing and referral services; and
- d) Sexually Transmitted Infection diagnosis and treatment.

2 Normative references:

The following standard contains provisions that, through reference in this text, constitute provisions of this standard:

SANS 4074 ISO 4074, *Condom Rubbers*

3 Definitions and Abbreviations

3,1 Definitions

Construction Worker: all persons in the employ of the contractor or in the employ of any of the subcontractors contracted by the contractor.

Local Community: the communities local to the site which are most likely to have contact with the construction worker and, in particular, sex workers in those communities.

Service provider: the natural or juristic person recognised by the South African Department of Health as specialist in conducting Aids Awareness Programmes.

3,2 Abbreviations

STI: Sexually transmitted infection

HIV: Human Immunodeficiency Virus

AIDS: Acquired Immune Deficiency Syndrome

4 Objectives

The objectives are to:

- a) reduce the risk of transfer of the HIV virus between and among construction workers and the local community;
- b) raise awareness amongst construction workers and the local community of the risk of infection with the HIV virus;
- c) promote early diagnosis; and
- d) assist affected individuals to access care and counselling.

- b) either place and maintain HIV/AIDS awareness posters of size of not less than A1 in areas which are highly trafficked by construction workers, or provide construction workers with a pamphlet, in languages largely understood by construction workers, which
- c) encourage voluntary HIV/STI testing;
- d) provide information concerning counselling, support and care of those that are infected services; and
- e) comply with the requirements of 5.2.

The provisions of 5.1 c) and d) do not apply to this contract.

5,2 HIV awareness programme

5.2.1 The contractor shall:

- a) engage a qualified service provider as described in the scope of works to conduct an HIV Awareness Programme which is structured to achieve the outcomes stated in 5.2.3 for contract workers as soon as a construction workers camp is established and populated or, where no such camp is established, within two weeks of the commencement of a significant portion of the works and at subsequent intervals, if any, provided for in the scope of works; and
- b) arrange for, provide a suitable venue, and instruct all construction workers to attend the HIV Awareness Programme and notify the Employer's Representative of the date, time and venue whenever a session with construction workers is conducted.

Note: The National Department of Public Works maintains a list of qualified service providers.

5.2.2 The contractor shall do nothing to dissuade construction workers from attending such an HIV Awareness Programme and shall take all reasonable steps to ensure that a minimum of 90% of construction workers engaged in the works attend such a programme, when it is conducted.

5.2.3 The outcomes of the HIV Awareness Programme shall as a minimum, result in contract workers exposed to such a programme being able to:

- a) communicate the existence of problems of HIV and be able to outline the consequences of transmission of HIV to or from the local community;
- b) recall and communicate the mode of HIV transmission and preventative measures including the proper use of the condom.

The HIV/ Aids awareness programme described in 5.2 is to be repeated at four month intervals throughout the duration of the contract. (Four times in total, including the initial one at the start of the contract)

5,3 Reporting

- 5.3.1** The contractor shall prepare and attach to his claims for payment a brief report which outlines how the actions taken by the contractor in the period for which payment is claimed satisfy the requirements and a schedule which lists the names, identity numbers, trade / occupation and name of employer of all construction workers exposed to the programme (see **HIV/STI Compliance Report**).
- 5.3.2** The employer's representative shall certify the report and schedule described in 5.3.1 whenever a claim for payment is issued to the employer.

Note: In the event that the contractor fails to satisfy the requirements of this specification, the employer (Head: Public Works) may apply any of the sanctions provided for in the contract. Sanctions may include the application of a financial penalty of .04% of the Contract Sum.

The *HIV /Aids* awareness programme *described* in 5.2 shall in addition *be conducted* for the benefit of the local community on two occasions in the community centre nearest to the building site. The contractor shall be *responsible* for inviting identifiable community-based *institutions and organisations, churches, and schools to participate in the programme.*

C3.3 - HIV/STI COMPLIANCE REPORT

Pro-forma reporting format in terms of the SPECIFICATION FOR HIV/AIDS AWARENESS

Project Code:

0

Payment Claim number:

Period covered by payment claim:

--

<p>1. Distribution of condoms (briefly describe where and how condoms are distributed).</p> <hr/> <hr/> <hr/> <hr/> <hr/> <hr/> <hr/> <hr/>
<p>2. Posters / pamphlets (briefly describe where posters were placed / how pamphlets were distributed).</p> <hr/> <hr/> <hr/> <hr/> <hr/> <hr/> <hr/> <hr/>
<p>3. Voluntary testing (briefly describe the actions taken / information provided to promote testing).</p>
<p>4. Counselling, support and care (summarise information provided).</p>
<p>5. HIV awareness programme (briefly describe action).</p> <hr/> <hr/> <hr/> <hr/> <hr/> <hr/> <hr/> <hr/>

6. Schedule of construction workers exposed to the HIV awareness programme.

Name	<u>Identity number</u>	Trade / <u>occupation</u>	Name of <u>employer</u>

I hereby declare the above to be a true reflection of actions taken to ensure compliance with the specification.

For Contractor:

Name: _____
Signature: _____
Date: _____

Employer's representative:

Name: _____
Signature: _____
Date: _____



MAHEHLE CLINIC

PART C4. SITE INFORMATION

C4.1 SITE INFORMATION GCC FOR CONSTRUCTION WORKS (2 Edition of 2010)			
Project title:	MAHEHLE CLINIC		
Tender No.	ZNB 5548/2023-H	Project Code:	WCS No. 058064
C4.1 Site Information			
C4.1	GENERAL		
(a)	0		
(b)	0		
(c)	0		
C4.2	GEOTECHNICAL INVESTIGATION REPORT		
(a)	Not applicable		



MAHEHLE CLINIC

PART C5 - DRAWINGS / ANNEXURES

C5.1 - LIST OF DRAWINGS/ANNEXURES

MAHEHLE CLINIC

Tender No.:	ZNB 5548/2023-H	Project Code:	WCS No. 058064
-------------	-----------------	---------------	----------------

The following drawings/annexure's shall be issued during the Tender period to form part of the tender documentation. Where applicable, drawings/annexure's could be re-issued to the Contractor at commencement of the construction phase.

DRAWING NO	DESCRIPTION
None Available	

ANNEXURES	
Annexure 1	Standard Preambles for all Trades (Rev 3) - DOH 2009
Annexure 2	General Electrical Specifications
Annexure 3	Lightning Protection Specifications
Annexure 4	Map of Tender submission location
Annexure 5	Joint Venture Agreement
Annexure 6	Health and Safety Specification
Annexure 7	Health and Safety Bill of Quantities
Annexure 8	Builders Lien Agreement
Annexure 9	Geotechnical Investigation Report (If applicable)
Annexure 10	EPWP Employment Contract
Annexure 11	Attendance Register - Infrastructure and Other projects
Annexure 12	EPWP Data Collection tool for Phase 3 system



MAHEHLE CLINIC

ANNEXURES



Joint Venture Agreement
(March 2004)
(First Edition of CIDB document 1017)

1. **PREAMBLE**

This agreement is made and entered into by and between

of the first part and

of the second part and

of the third part.

(allow for additional parties as necessary).

Whereas the foregoing parties have resolved to form a Joint Venture under the title of

for the exclusive purposes of securing and/or executing the Contract to be awarded by

(name of Employer)

to the KZN Department of Health in respect of the following project:

for (brief description of Contract)

MAHEHLE CLINIC

Now it is hereby agreed as follows :

2. **DEFINITIONS AND INTERPRETATION**

2.1 Definitions

The following words and expressions shall have the meanings indicated, except where the context otherwise requires. Defined terms and words are, in general, signified in the text of the Agreement by the use of capital initial letters, but the absence of such letters does not necessarily signify that a term, or word, is not defined.

'Agreement' means the agreement between the Members of the Joint Venture and includes this model form of agreement together with the Preamble, Specific Provisions, if any, Schedules 'A', 'B' and 'C' and any relevant Documents prepared prior to the signing of the Agreement and appended thereto.

'Contract' means the contract with the Employer for the supply of the Deliverables, for the purposes of securing and executing which, the Joint Venture has been formed.

'Deliverables' means the works and/or services, equipment, materials, goods, etc. to be furnished by the Joint Venture to the Employer in terms of the Contract.

'Document' means any written, drawn, typed, printed, or photographic material, which relates to the Agreement.

'Employer' means the person, or body, which is to award the Contract and will employ the Joint Venture if it is awarded the Contract.

'Joint Venture' means the joint venture formed by the Members in accordance with the Agreement.

'Management Committee' means the body established in terms of the Agreement to manage all aspects of the work of the Joint Venture in securing and executing the Contract and in meeting the provisions for the Agreement.

'Member' means a person, or body which, being a party to the Agreement, is a member of the Joint Venture.

'Member's Interest' means the proportion expressed as a percentage, which the total monetary value of all resources provided and contributions made by a Member towards the execution by the Joint Venture of the Contract bears to the total of such values by all Members and, unless otherwise indicated in the Agreement, represents the extent to which the Member participates in the fortunes of the Joint Venture.

'Representative' means the person representing a Member on the Management Committee.

'Schedules' means Schedules 'A', 'B' and 'C' which set out general, financial and other information relating to the Members and the obligations, duties, rights, risks and benefits arising from their participation in the Joint Venture.

'Specific Provisions' means the variations, if any, required to this standard form of agreement for the specific purposes of the Agreement.

2.2 Interpretation

Unless inconsistent with the context, an expression in the Agreement which denotes:

- any gender shall include the other genders
- a natural person shall include a juristic person and vice versa
- the singular shall include the plural and vice versa

2.3 Headings

The headings to clauses of the Agreement shall not be considered part thereof, nor shall the words they contain be taken into account in the interpretation of any clause.

2.4 Law

The Agreement shall be construed in accordance with and governed by the laws of the Republic of South Africa and the English language versions shall prevail.

2.5 Language

English shall be exclusively used by the Members in the preparation of Documents unless otherwise indicated.

2.6 Conflict between Agreement and Contract

Should any provision of the Agreement be in conflict with the terms of the Contract, the Agreement shall be amended to the approval of the Management Committee so as to eliminate the conflict.

3. **JOINT VENTURE GENERAL**

3.1 Establishment and Purpose

The Joint Venture established by the Members in terms of the Agreement is an unincorporated association with the exclusive purposes of securing and executing the Contract for the benefit of the Members.

3.2 Termination

The operation of the Joint Venture and the validity of the Agreement shall terminate if and when it becomes evident that the Joint Venture will not be awarded the Contract, or, if the Joint Venture secures the Contract, when all obligations and rights of the Joint Venture and the Members in connection with the Contract and the Agreement have ceased and/or been satisfactorily discharged.

Unless otherwise decided by the Management Committee, the Agreement shall not terminate if a Member changes its name, or is taken over by, or merged with, another body.

This agreement will terminate when any one of the Members resigns, are liquidated or opts out of this agreement and the Joint Venture will be in breach of contract with the Employer and their contract could be cancelled.

3.3 Exclusivity

Unless otherwise agreed by the Management Committee, or provided for in the Contract no Member shall engage in any activity related to the Contract other than as a Member of the Joint Venture and Members shall ensure that their subsidiaries and other bodies over which they have control comply with this requirement.

3.4 Participation of Members

Except as may otherwise be stipulated in the Agreement, each Member shall be responsible for all costs incurred by it prior to the date of inception of the Agreement.

Subsequent to the date of inception of the Agreement, each Member shall, participate in the operations, risks, responsibilities and fortunes of the Joint Venture including, inter alia, the provision of funding, sureties, guarantees, insurances, human and other resources and participation in profits and losses to the extents indicated in the Schedules. Participation in any aspect not covered in the Schedules shall, if an agreement cannot be reached between the Members, be to the same extents as indicated by the Members Interests.

3.5 Management

The affairs of the Joint Venture shall be directed and controlled by the Management Committee, as set out in Section 4 hereof.

3.6 Confidentiality

All matters relating to the Agreement and the Contract shall be treated by the Members as confidential and no such matter shall be disclosed to any third party without the prior written approval of the Management Committee.

No Member shall be party to the dissemination of publicity relating to the Contract, or the Agreement, without the prior written approval of the Management Committee and the Employer.

3.7 Assignment

No Member shall cede, assign, or in any other way make over any of its rights, or obligations, under the Agreement without the prior written consent of the Management Committee.

3.8 Subcontracting

No Member shall subcontract any obligation, work or duty for which it is, itself, responsible in terms of the Agreement without the prior written consent of the Management Committee.

3.9 Variations to Agreement

No variation, modification, or waiver of any part of the Agreement shall be of any force, or effect, unless unanimously agreed by the Members and reduced to writing.

3.10 Liability

Each Member warrants that it will indemnify the other Members against all legal liabilities arising out of, or in connection with the performance of its obligations under the Agreement.

It is acknowledged by the Members that they may be held jointly and severally liable in respect of claims against the Joint Venture by the Employer or third parties.

4. MANAGEMENT OF JOINT VENTURE

4.1 General

The affairs of the Joint Venture shall be directed, controlled and managed by the Management Committee, which, within the terms of the Agreement and the Contract, shall have full authority to bind the Members in all matters relating to the affairs of the Joint Venture.

Communication between the Joint Venture and the Employer, or third parties, relating to the Contract shall be conducted exclusively by the Management Committee, or by such person as it may delegate to perform this function.

The Management Committee shall have the power to appoint a project manager and/or such other persons as it may see fit to appoint for the purpose of executing the Contract and may delegate such of its powers, responsibilities and duties as it may consider necessary, or desirable, to persons or bodies appointed or seconded for this purpose.

Such administrative functions as are necessary to ensure the effective operation of the Management Committee shall be performed by its chairman.

4.2 Management Committee

4.2.1 Composition

The Management Committee shall, unless otherwise agreed by all the Members, consist of one Representative of each Member and each Member shall be obliged, at all times, to maintain a Representative on the Management Committee.

Each member shall, not later than three working days after the signing of the Agreement, appoint its Representative and notify the other Members of the name and contact details of the Representative. Such Representative shall have the power to bind the Member that he represents in all matters relating to the execution of the Contract and the performance of the Agreement.

A Member shall be entitled, after giving the other Members not less than three working days written notice of his intention to do so, appoint, remove and/or replace, an alternate who shall, at any meeting of the Management Committee from which the Representative whom he represents is absent, be vested with all rights and powers and subjected to all the obligations of the absent Representative.

The chairman of the Management Committee shall be the Representative of the Member which has the largest Member's Interest. If two, or more, Members have the same, largest Member's Interest, the chairmanship shall rotate between the Representatives of such Members at three monthly intervals, the order of rotation to be determined by ballot.

Notwithstanding the foregoing, the chairmanship of the Management Committee may be determined, or changed, at any time by unanimous decision of the Management Committee.

4.2.2 *Meetings*

No remuneration shall be paid by the Joint Venture to Representatives or their alternates for serving on the Management Committee. Meetings of the Management Committee shall take place at such times and places as the Management Committee may determine, provided that the chairman shall convene a meeting of the Management Committee to be held not later than ten working days after he has been requested, in writing, by a Member to do so. Not less than five working days written notice of any meeting of the Management Committee shall be given to all Representatives and their alternates.

The Management Committee may permit, or invite, persons other than Representatives or alternates to attend any of its meetings, but such persons shall not have voting rights.

4.2.3 *Decisions*

Each Representative shall have one vote on the Management Committee and where, in terms of this clause, a casting vote is required, this shall be exercised by the chairman.

All decisions of the Management Committee shall, desirably, be unanimous. Accordingly, if unanimity cannot, initially, be achieved in regard to a decision, the meeting at which that decision is sought shall be adjourned for a period of 48 hours to enable Representatives to consult with their principals. If, on resumption of the adjourned meeting, unanimity can still not be achieved, the decision, provided it is not one requiring unanimity of the Members, shall be taken by majority vote and, in the event of a tie, the chairman shall exercise a casting vote.

A Member not satisfied with a majority decision of the Management Committee may declare a dispute, to be dealt with in terms of Clause 8 hereof, but the majority decision shall, nevertheless, be implemented with immediate effect.

Decisions of the Management Committee, whether taken at a meeting, or otherwise, shall be recorded in written minutes, which shall be distributed by the chairman to reach the Representatives not later than five working days after those decisions were taken. Such minutes shall be deemed to have been affirmed by the Representatives unless written notice of dissent is received by the chairman not later than three working days after receipt of the minutes by the Representative.

4.2.4 Powers and duties

The functions, responsibilities and powers of the Management Committee shall include, inter alia, those listed below:

- 4.2.4.1 Formulating overall policy in regard to the achievement of the objectives of the Joint Venture.
- 4.2.4.2 Managing the day to day affairs of the Joint Venture.
- 4.2.4.3 Monitoring, directing and co-ordinating the activities of the Members to ensure that the objectives of the Joint Venture are achieved and that the obligations and responsibilities of the individual Members are met.
- 4.2.4.4 Monitoring and controlling the financial affairs of the Joint Venture and ensuring that proper books of account and financial records relating to affairs of the Joint Venture are maintained in an approved form and submitted to the Management Committee for approval at regular intervals, which shall not be longer than one month.
- 4.2.4.5 Determining the necessity for and the details of any changes in the duties and responsibilities of Members provided that any resulting changes in Members' Interests shall be unanimously approved by the Members.
- 4.2.4.6 Determining the terms and conditions of employment of personnel and the emoluments applicable to staff seconded to the Joint Venture by the Members.
- 4.2.4.7 Controlling and approving the appointment of all subcontractors.
- 4.2.4.8 Procuring, after the completion of the Contract and the release of all bonds, guarantees and sureties given in respect of the performances of the Joint Venture and the Members, the preparation and auditing of a final set of accounts, on the basis of which the final profits, or losses, attributable to the individual Members shall be determined and any necessary adjustments effected.

5 **RESOURCES OF JOINT VENTURE**

The resources to be utilised by the Joint Venture in securing and executing the Contract shall, insofar as these are to be provided directly by the Members, be as set out in the Schedules and may, from time to time, be amended by decision of the Management Committee, provided that the Member's Interests are not, except with the unanimous approval of the Members, affected thereby.

Similarly, specific areas of responsibility of the Members for the performance of work and the provision of facilities shall be as set out in the Schedules and may, from time to time, be amended by decision of the Management Committee, provided that the Members' Interest are not, except with the unanimous approval of the Members, affected thereby.

5.1 Schedule 'A' (General)

Schedule 'A' shall contain general information relating to the Joint Venture including, inter alia, the following :

1. The Employer's name and address.
2. A brief description of the Contract and the Deliverables.
3. The name, physical address, communications addresses and domicilium citandi et executandi of each Member and of the Joint Venture.
4. The Members' Interests.
5. A statement indicating whether, or not, Specific Provisions apply to the Agreement.
6. A schedule of insurance policies which must be taken out by the Joint Venture and by the individual Members.
7. A Schedule of sureties, indemnities and guarantees that must be furnished by the Joint Venture and by the individual Members.

8. Details of the persons, who, in the event of failure by the Members to reach agreement on the appointments of mediator and arbitrator, will nominate appointees to these positions in terms of Clauses 8.2 and 8.3.

5.2 Schedule 'B' (Financial)

Schedule 'B' shall contain information regarding the financial affairs of the Joint Venture including, inter alia, the following :

1. The working capital required by the Joint Venture and the extent to which and manner whereby this will be provided and/or guaranteed by the individual Members from time to time.
2. The banking accounts that are to be opened in the name of the Joint Venture and the manner in which these are to be operated.

3. The rates of interest that will be applicable to amounts by which Members are in debit, or credit, to the Joint Venture.

4. The names of the auditors and others, if any, who will provide auditing and accounting services to the Joint Venture.

5. The intervals at which interim financial accounts and forecasts will be prepared for approval by the Management Committee.

6. Insofar as not covered in Schedule 'C', the basis on which contributions of various types by the Members towards the work of the Joint Venture in securing, executing, managing and satisfactorily completing the Contract, will be valued.

7. The basis on which profits and/or surplus cash will, if available from time to time, be distributed to Members.
8. The basis upon which losses, if any, are to be apportioned to Members.

5.3 Schedule 'C' (Contributions by Members)

Schedule 'C' shall set out the contributions of various types, other than cash, that will be made by the individual Members towards the work and obligations of the Joint Venture and shall, as far as possible, indicate the monetary values to be placed on such contributions, which may include, inter alia, the following :

1. Staff seconded to the Joint Venture.
2. Work carried out and services provided to, or on behalf of, the Joint Venture.
3. Plant, equipment, facilities etc. made available for use by the Joint Venture.
4. Materials and goods supplied to, or on behalf of, the Joint Venture.
5. Licences, sureties, guarantees and indemnities furnished to, or on behalf of, the Joint Venture.
6. Joint Venture Disclosure form required for the Contract.

6. BREACH OF AGREEMENT

If a Member breaches any material provision of the Agreement, or delays or fails to fulfil its obligations in whole, or in part, and does not remedy the situation within fourteen calendar days of receipt of notice from the Management Committee, or another Member, to do so, the other Members shall have the right, without prejudice to any other rights arising from the default, to summarily terminate the Agreement and re-assign the defaulting Member's rights and obligations in the Joint Venture as they see fit and withhold any moneys due to the defaulting member by the Joint Venture.

Each Member shall indemnify the other Members against all losses, costs and claims which may arise against them in the event of the Agreement being terminated as a result of breach of the Agreement by the said Member.

7. INSOLVENCY OF MEMBER

Should a Member be placed in liquidation, or under judicial management, whether provisionally or finally, or propose any compromise with its creditors, the other Members shall be entitled to proceed in terms of Clause 6, as if the Member had breached the Agreement.

8. DISPUTES

8.1 Settlement

The Members shall negotiate in good faith and make every effort to settle any dispute, or claim, that may arise out of, or relate to, the Agreement.

If agreement cannot be reached, an aggrieved Member shall, if he intends to proceed further in terms of Clause 8.2 hereof, advise all other Members in writing that negotiations have failed and that he intends to refer the matter to mediation in terms of Clause 8.2.

8.2 Mediation

Not earlier than ten working days after having advised the other Members, in terms of Clause 8.1, that negotiations in regard to a dispute have failed, an aggrieved Member may require that the dispute be referred, without legal representation, to mediation by a single mediator.

The mediator shall be selected by agreement between the Members, or, failing such agreement, by the person named for this purpose in Schedule 'A'. The costs of the mediation shall be borne equally by all Members.

The mediator shall convene a hearing of the Members and may hold separate discussions with any Member and shall assist the Members in reaching a mutually acceptable settlement of their differences through means of reconciliation, interpretation, clarification, suggestion and advice. The Members shall record such agreement in writing and thereafter they shall be bound by such agreement.

The mediator is authorised to end the mediation process whenever in his opinion further efforts at mediation would not contribute to a resolution of the dispute between the Members.

8.3 Arbitration

Where a dispute or claim is not resolved by mediation, it shall be referred to arbitration by a single arbitrator to be selected by agreement between the Members or, failing agreement, to be nominated by the person named for this purpose in Schedule 'A'.

The Member requiring referral to arbitration shall notify the other Members, in writing, thereof, not later than thirty calendar days after the mediator has expressed his opinion, failing which the mediator's opinion shall be deemed to have been accepted by all Members and shall be put into effect.

Arbitration shall be conducted in accordance with the provisions of the Arbitration Act No. 42 of 1965, as amended, and in accordance with such procedure as may be agreed by the Members or, failing such agreement, in accordance with the rules for the Conduct of Arbitrations published by the Association of Arbitrators and current at the date that the arbitrator is appointed.

The decisions of the arbitrator shall be final and binding on the Members, shall be carried into immediate effect and, if necessary, be made an order of any court of competent jurisdiction.

9. DOMICILIUM

The Members choose domicilium citandi et executandi for all purposes of and in connection with the Agreement as stated in Schedule 'A'. A Member shall be entitled to change his domicilium from time to time, but such change shall be effective only on receipt of written notice of the change by all other Members.

Member No. 1

Thus done and signed at _____ this ____ day of _____ 20__

For and on behalf of _____ [Company]

by [name] _____ who warrants his authority to do so.

As witnesses 1. _____

As witnesses 2. _____

Member No. 2

Thus done and signed at _____ this ____ day of _____ 20__

For and on behalf of _____ [Company]

by [name] _____ who warrants his authority to do so.

As witnesses 1. _____ As witnesses 2. _____

Member No. 3

Thus done and signed at _____ this ____ day of _____ 20__

For and on behalf of _____ [Company]

by [name] _____ who warrants his authority to do so.

As witnesses 1. _____ As witnesses 2. _____

[Allow for additional parties as necessary].

HEALTH AND SAFETY IMPLEMENTATION COSTING
Contractor to give a breakdown of his Health and Safety costs on this sheet.

ITEM	DESCRIPTION	UNIT	QUAN- TITY	MONTHS (Indicative)	RATE	AMOUNT
			(a)		(b)	(a) x (b)
1	MEDICALS					
1.1	Pre-employment medical	Nr.	-			
1.2	Re-medicals - yearly	Nr.	-			
	TOTAL					
2	PERSONAL PROTECTIVE EQUIPMENT					
2.1	Overalls	Nr.				
2.2	Hard Hats	Nr.				
2.3	Safety boots/shoes	Nr.				
2.4	Gloves	Nr.				
2.5	Gumboots steel toe cap	Nr.				
2.6	Safety glasses	Nr.				
2.7	Reflector Bibs	Nr.				
2.8	Barricading Material	M				
2.9	Dust masks	Box 20				
	TOTAL					
3	FIRE FIGHTING					
3.1	Fire extinguishers - 4.5Kg	Nr.				
3.2	Surveys - Annual Service	Nr.				
	TOTAL					
4	HEALTH AND SAFETY PERSONNEL					
4.1	Safety Manager	Nr.				
4.2	Safety Officer	Nr.				
4.3	Construction Phase Safety, Health, Environmental and Waste Management Plan	Nr.				
	TOTAL					
5	FACILITIES					
5.7	Degreasing & Toilet soap	Nr.				
	TOTAL					
6	FALL PREVENTION / PROTECTION					
6.1	Safety harnesses with double lanyards	Nr.				
6.2	Safety harnesses with Scaffold hooks	Nr.				
6.3	Lifelines and vertical fall arrest systems	Nr.				
6.4	Scaffolding – material, erection and inspection (Estimate for project)	Nr.				
6.5	Temporary hand railing material and kick flats	Nr.				
6.6	Chin Straps	Nr.				
	TOTAL					

7	FIRST AID					
7.1	Replenishment of boxes and other supplies	Nr.				
	TOTAL					
8	TRAINING					
8.1	SHE Representative	Nr.				
8.2	First Aid Level 1	Nr.				
8.3	Fire Fighting	Nr.				
	TOTAL					
9	SIGNAGE					
9.1	All Signage as required by Law, regulatory, warning and information	Nr.				
9.2	Posters for awareness	Nr.				
	TOTAL					
10	ELECTRICAL					
10.1	Replacement of Locks required for lockouts	Nr.				
10.2	Replacement of tags	Nr.				
10.3	Replacement for Permit books	Nr.				
10.4	Replacement of Callipers	Nr.				
	TOTAL					
11	OTHERS (Project Specific)					
11.1		Nr.				
	TOTAL					
GRAND TOTAL TO BE CARRIED TO THE PRELIMINARIES AND GENERAL IN BILL OF QUANTITIES						

WAIVER OF CONTRACTOR'S LIEN

DEFINITIONS

Contractor: _____

Employer: Head of Department: Health (KZN Department of Health: Province of KwaZulu-Natal)

Agreement: GCC FOR CONSTRUCTION WORKS - SECOND EDITION 2010

Works (description): **MAHEHLE CLINIC**

Site: **SMALL CLINIC, MAHEHLE, IXOPO**

AGREEMENT

The Contractor waives, in favour of the Employer, any lien or right of retention that is or may be held in respect of the Works to be executed on the Site

Thus done and signed at _____ on _____
[Date]

Name of signatory

Capacity of signatory

ADDITIONAL SPECIFICATION - EPWP

SL EMPLOYMENT AND TRAINING OF EPWP BENEFICIARY ON THE EXPANDED PUBLIC WORKS PROGRAMME (EPWP) Infrastructure Projects:

CONTENTS

SL 01	SCOPE
SL 02	TERMINOLOGY AND DEFINITIONS
SL 03	APPLICABLE LABOUR LAWS
SL 04	EXTRACTS FROM MINISTERIAL DETERMINATION REGARDING EPWP
SL 05	EMPLOYER'S RESPONSIBILITIES
SL 06	PLACEMENT OF RECRUITED EPWP BENEFICIARY
SL 07	TRAINING OF YOUTH WORKERS
SL 08	BENEFICIARY (EPWP BENEFICIARY) SELECTION CRITERIA
SL 09	CONTRACTUAL OBLIGATIONS IN RELATION TO EPWP BENEFICIARY
SL 10	PROVINCIAL RATES OF PAY
SL 11	MEASUREMENTS AND PAYMENT
EXAMPLE	EPWP EMPLOYMENT AGREEMENT

SL 01 SCOPE

This project is part of the Expanded Public Works Programme aims to train young people and provide them with practical work experience as part of this programme. Youth aged between 18 and 35 will be recruited and trained in skills relevant to the work to be done on this project. These youth will have to be employed by the contractor as part of this project so that they can gain their work experience on these projects. The training of the youth will be coordinated and implemented by a separate service provider. This service provider will provide the contractor with a list of all the youth and the training each of these youth have received. The Contractor will be required to employ all of these youth for a minimum period of 6 months. Furthermore the Contractor will be required to supervise these youth to ensure that the work they perform is of the required standard. If necessary the contractor's staff will be required to assist and mentor the youth to ensure that they are able to perform the type of work they need to do to the satisfactory standards required. The contractor will not be required to employ all youth in the programme at the same time, but may rotate the youth on the project, as long as all youth are employed for the minimum duration stated earlier.

This specification contains the standard terms and conditions for workers employed in elementary occupations and trained on a Expanded Public Works Programme (EPWP) for the Infrastructure Programme.

SL 02 TERMINOLOGY AND DEFINITIONS

SL 02.01 TERMINOLOGY

- (a) EPWP The Code of Good Practice for Expanded Public Works Programmes, which has been gazetted by the Department of Labour, and which provides for special conditions of employment for these EPWP projects. In terms of the Code of Good Practice, the workers on these projects are entitled to formal training, which will be provided by training providers appointed (and funded) by the Department of Labour. For projects of up to six months in duration, this training will cover life-skills and information about other education, training and employment opportunities.
- (b) EPWP Expanded Public Works Programme, a National Programme of the government of South Africa, approved by Cabinet.
- (c) UYF Umsobumvu Youth Fund.
- (d) DOL Department of Labour.

SL 02.02 DEFINITIONS

- (a) “employer” means the contractor or any party employing the worker / beneficiary under the EPWP Programme.
- (b) “client” means the Department of Public Works.
- (c) “worker / trainee” means any person working or training in an elementary occupation on a EPWP.

SL 03 APPLICABLE LABOUR LAWS

In line with the Expanded Public Works Programme (EPWP) policies, the Ministerial Determination, Special Public Works Programmes, issued in terms of the Basic Conditions of Employment Act of 1997 by the Minister of labour in government Notice No. R63 of 25 January 2002, of which extracts have been reproduced below in clauses SL 04 shall apply to works described in the scope of work and which are undertaken by unskilled or semi-skilled workers. The Code of Good Practise for Employment and Conditions of Work for Expanded Public Works Programmes, issued in terms of the Basic Conditions of Employment Act of 1997 by the Minister of Labour in Government Notice No. R64 of 25 January 2002 shall apply to works described in the scope of work and which unskilled or semi-skilled workers undertake.

SI 04 EXTRACTS FROM MINISTERIAL DETERMINATION REGARDING EPWP

- (g) “task-based work” means work in which a worker is paid a fixed rate for performing a task;
- (h) “task-rated worker” means a worker paid on the basis of the number of tasks completed;
- (i) “time-rated worker” means a worker paid on the basis of the length of time worked
- (j) “Service Provider” means the consultant appointed by Department to coordinate and arrange the employment and training of labour on EPWP infrastructure projects.

SL 04.02 TERMS OF WORK

- (a) Workers on a EPWP are employed on a temporary basis.
- (b) A worker may NOT be employed for longer than 24 months in any five-year cycle on a EPWP.
- (c) Employment on a EPWP does not qualify as employment and a worker so employed does not have to register as a contributor for the purposes of the Unemployment Insurance Act 30 of

SL 04.03 NORMAL HOURS OF WORK

- (a) An employer may not set tasks or hours of work that require a worker to work–
 - (i) more than forty hours in any week
 - (ii) on more than five days in any week; and
 - (iii) for more than eight hours on any day.
- (b) An employer and a worker may agree that the worker will work four days per week. The worker may then work up to ten hours per day.

- (c) A task-rated worker may not work more than a total of 55 hours in any week to complete the tasks (based on a 40-hour week) allocated to him.

Every work is entitled to a daily rest period of at least eight consecutive hours. The daily rest period is measured from the time the worker ends work on one day until the time the worker starts work on the next day.

SL 04.04 MEAL BREAKS

- (a) A worker may not work for more than five hours without taking a meal break of at least thirty minutes duration.
- (b) An employer and worker may agree on longer meal breaks.
- (c) A worker may not work during a meal break. However, an employer may require a worker to perform duties during a meal break if those duties cannot be left unattended and cannot be performed by another worker. An employer must take reasonable steps to ensure that a worker is relieved of his or her duties during the meal break.

SL 04.05 SPECIAL CONDITIONS FOR SECURITY GUARDS

- (a) A security guard may work up to 55 hours per week and up to eleven hours per day.
- (b) A security guard who works more than ten hours per day must have a meal break of at least one hour duration or two breaks of at least 30 minutes duration each.

SL 04.06 DAILY REST PERIOD

Every worker is entitled to a daily rest period of at least eight consecutive hours. The daily rest period is measured from the time the worker ends work on one day until the time the worker starts work on the next day.

SL 04.07 WEEKLY REST PERIOD

Every worker must have two days off every week. A worker may only work on their day off to perform work which must be done without delay and cannot be performed by workers during their ordinary hours of work ("emergency work").

SL 04.08 WORK ON SUNDAYS AND PUBLIC HOLIDAYS

- (a) A worker may only work on a Sunday or public holiday to perform emergency or security work.
- (b) Work on Sundays is paid at the ordinary rate of pay.
- (c) A task-rated worker who works on a public holiday must be paid –
- (i) the worker's daily task rate, if the worker works for less than four hours;
 - (ii) double the worker's daily task rate, if the worker works for more than four hours.
- (d) A time-rated worker who works on a public holiday must be paid –
- (i) the worker's daily rate of pay, if the worker works for less than four hours on the public holiday;
 - (ii) double the worker's daily rate of pay, if the worker works for more than four hours on the public holiday.

SL 04.09 SICK LEAVE

- (a) Only workers who work four or more days per week have the right to claim sick-pay in terms of this clause.
- (b) A worker who is unable to work on account of illness or injury is entitled to claim one day's paid sick leave for every full month that the worker has worked in terms of a contract.
- (c) A worker may accumulate a maximum of twelve days' sick leave in a year.
- (d) Accumulated sick-leave may not be transferred from one contract to another contract.

- (e) An employer must pay a task-rated worker the worker's daily task rate for a day's sick leave.
- (f) An employer must pay a time-rated worker the worker's daily rate of pay for a day's sick leave.
- (g) An employer must pay a worker sick pay on the worker's usual payday.
- (h) Before paying sick-pay, an employer may require a worker to produce a certificate stating that the worker was unable to work on account of sickness or injury if the worker is –
 - (i) absent from work for more than two consecutive days; or
 - (ii) absent from work on more than two occasions in any eight-week period.
- (i) A medical certificate must be issued and signed by a medical practitioner, a qualified nurse or a clinic staff member authorised to issue medical certificates indicating the duration and reason for incapacity.
- (j) A worker is not entitled to paid sick-leave for a work-related injury or occupational disease for which the worker can claim compensation under the Compensation for Occupational Injuries and Diseases Act.

SL 04.10 MATERNITY LEAVE

- (a) A worker may take up to four consecutive months' unpaid maternity leave.
- (b) A worker is not entitled to any payment or employment-related benefits during maternity leave.
- (c) A worker must give her employer reasonable notice of when she will start maternity leave and when she will return to work.
- (d) A worker is not required to take the full period of maternity leave. However, a worker may not work for four weeks before the expected date of birth of her child or for six weeks after the birth of her child, unless a medical practitioner, midwife or qualified nurse certifies that she is fit to do so.
- (e) A worker may begin maternity leave –
 - (i) four weeks before the expected date of birth; or
 - (ii) on an earlier date –
 - (1) if a medical practitioner, midwife or certified nurse certifies that it is necessary for the health of the worker or that of her unborn child; or
 - (2) if agreed to between employer and worker; or
 - (iii) on a later date, if a medical practitioner, midwife or certified nurse has certified that the worker is able to continue to work without endangering her health.
- (f) A worker who has a miscarriage during the third trimester of pregnancy or bears a stillborn child may take maternity leave for up to six weeks after the miscarriage or stillbirth.
- (g) A worker who returns to work after maternity leave, has the right to start a new cycle of twenty-four months employment, unless the EPWP on which she was employed has ended.

SL 04.11 FAMILY RESPONSIBILITY LEAVE

- (a) Workers, who work for at least four days per week, are entitled to three days paid family responsibility leave each year in the following circumstances -
 - (i) when the employee's child is born;
 - (ii) when the employee's child is sick;

- (iii) in the event of the death of –
 - (1) the employee's spouse or life partner
 - (2) the employee's parent, adoptive parent, grandparent, child, adopted child, grandchild or sibling

SL 04.12 STATEMENT OF CONDITIONS

- (a) An employer must give a worker a statement containing the following details at the start of employment –
 - (i) the employer's name and address and the name of the EPWP;
 - (ii) the tasks or job that the worker is to perform;
 - (iii) the period for which the worker is hired or, if this is not certain, the expected duration of the contract;
 - (iv) the worker's rate of pay and how this is to be calculated;
 - (v) the training that the worker may be entitled to receive during the EPWP.
- (b) An employer must ensure that these terms are explained in a suitable language to any employee who is unable to read the statement.
- (c) An employer must supply each worker with a copy of the relevant conditions of employment contained in this specification.
- (d) An employer must enter into a formal contract of employment with each employee. A copy of a pro-forma is attached at the end of this specification.

SL 04.13 KEEPING RECORDS

- (a) Every employer must keep a written record of at least the following –
 - (i) the worker's name and position;
 - (ii) in the case of a task-rated worker, the number of tasks completed by the worker;
 - (iii) in the case of a time-rated worker, the time worked by the worker;
 - (iv) payments made to each worker.
- (b) The employer must keep this record for a period of at least three years after the completion of the EPWP.

SL 04.14 PAYMENT

- (a) A task-rated worker will only be paid for tasks that have been completed.
- (b) An employer must pay a task-rated worker within five weeks of the work being completed and the work having been approved by the manager or the contractor having submitted an invoice to the employer. Payment must be made in cash, by cheque or by direct deposit into a bank account designated by the worker.
- (c) A time-rated worker will be paid at the end of each month and payment must be made in cash, by cheque or by direct deposit into a bank account designated by the worker.
- (d) Payment in cash or by cheque must take place –
 - (i) at the workplace or at a place agreed to by at least 75% of the workers; and
 - (ii) during the worker's working hours or within fifteen minutes of the start or finish of work;
- (e) All payments must be enclosed in a sealed envelope which becomes the property of the worker.
- (f) An employer must give a worker the following information in writing –
 - (i) the period for which payment is made;
 - (ii) the number of tasks completed or hours worked;
 - (iii) the worker's earnings;

- (iv) any money deducted from the payment;
 - (v) the actual amount paid to the worker.
- (g) If the worker is paid in cash or by cheque, this information must be recorded on the envelope and the worker must acknowledge receipt of payment by signing for it.
- (h) If a worker's employment is terminated, the employer must pay all monies owing to that worker within one month of the termination of employment.

SL 04.15 **DEDUCTIONS**

- (a) An employer may not deduct money from a worker's payment unless the deduction is required in terms of a law.
- (b) An employer must deduct and pay to the SA Revenue Services any income tax that the worker is required to pay.
- (c) An employer who deducts money from a worker's pay for payment to another person must pay the money to that person within the time period and other requirements specified in the agreement law, court order or arbitration award concerned.
- (d) An employer may not require or allow a worker to –
 - (i) repay any payment except an overpayment previously made by the employer by mistake;
 - (ii) state that the worker received a greater amount of money than the employer actually paid to the worker; or
 - (iii) pay the employer or any other person for having been employed.

SL 04.16 **HEALTH AND SAFETY**

- (a) Employers must take all reasonable steps to ensure that the working environment is healthy and safe and that all legal requirements regarding health and safety are strictly adhered to.
- (b) A worker must:
 - (i) work in a way that does not endanger his/her health and safety or that of any other person;
 - (ii) obey any health and safety instruction;
 - (iii) obey all health and safety rules;
 - (iv) use any personal protective equipment or clothing issued by the employer;
 - (v) report any accident, near-miss incident or dangerous behaviour by another person to their employer or manager.

SL 04.17 **COMPENSATION FOR INJURIES AND DISEASES**

- (a) It is the responsibility of employers to arrange for all persons employed on a EPWP to be covered in terms of the Compensation for Occupational Injuries and Diseases Act, 130 of 1993.
- (b) A worker must report any work-related injury or occupational disease to their employer or manager.
- (c) The employer must report the accident or disease to the Compensation Commissioner.
- (d) An employer must pay a worker who is unable to work because of an injury caused by an accident at work 75% of their earnings for up to three months. The employer will be refunded this amount by the Compensation Commissioner. This does NOT apply to injuries caused by accidents outside the workplace such as road accidents or accidents at home.

SL 04.18 **TERMINATION**

- (a) The employer may terminate the employment of a worker provided he has a valid reason and after following existing termination procedures.
- (b) A worker will not receive severance pay on termination.
- (c) A worker is not required to give notice to terminate employment. However, a worker who wishes to resign should advise the employer in advance to allow the employer to find a replacement.
- (d) A worker who is absent for more than three consecutive days without informing the employer of an intention to return to work will have terminated the contract. However, the worker may be re-engaged if a position becomes available for the balance of the 24-month period.
- (e) A worker who does not attend required training events, without good reason, will have terminated the contract. However, the worker may be re-engaged if a position becomes available for the balance of the 24-month period.

SL 04.19 **CERTIFICATE OF SERVICE**

- (a) On termination of employment, a worker is entitled to a certificate stating –
 - (i) the worker's full name;
 - (ii) the name and address of the employer;
 - (iii) the SPWP on which the worker worked;
 - (iv) the work performed by the worker;
 - (v) any training received by the worker as part of the EPWP;
 - (vi) the period for which the worker worked on the EPWP;
 - (vii) any other information agreed on by the employer and worker.

SL 05 **EMPLOYER'S RESPONSIBILITIES**

The employer shall adhere to the conditions of employment as stipulated in the *Code of Good Practice for Employment and Conditions of Work for Expanded Public Works Programmes*. Over and above the conditions stipulated above, he shall be responsible to:

- (a) formulate and design a contract between himself/ herself and each of the recruited EPWP beneficiary, ensuring that the contract does not contravene any of the Acts stipulated in South African Law, e.g. Basic Conditions of Employment Act, etc. (A copy of a pro-forma contract is attached at the end of this specification);
- (b) screen and select suitable candidates for employment from the priority list of EPWP beneficiary provided by the Umsobumvu Youth Fund (UYF);
- (c) ensure that the recruited EPWP beneficiary are made available to receive basic life skills training which will be conducted and paid for by the Umsobumvu Youth Fund;
- (d) ensure that all EPWP beneficiary receive instruction on safety on site prior to them commencing with work on site;
- (e) ensure that all EPWP beneficiary are covered under workmen's compensation for as long as they are contracted to the contractor. Payment to the Compensation Commissioner shall be the responsibility of the contractor;
- (f) assist in the identification and assessment of potential EPWP beneficiary to undergo advanced technical training in respective trades;
- (g) test and implement strict quality control and to ensure that the health and safety regulations are adhered to;
- (h) provide all EPWP beneficiary with the necessary protective clothing as required by law for the specific trades that they are involved in.
- (i) provide overall supervision and day-to-day management of EPWP beneficiary and/or sub-contractors; and
- (j) ensure that all EPWP beneficiary are paid their wages on time through a pre-agreed payment method as stipulated in the contract with the EPWP beneficiary.

SL 06 PLACEMENT OF RECRUITED EPWP BENEFICIARY

Employers will be contractually obliged to:

- (a) employ EPWP beneficiary from targeted social groups from the priority list provided by the Service Provider/ Umsobumvu Youth Fund.
- (b) facilitate on-the-job training and skills development programmes for the EPWP beneficiary;
- (c) achieve the following minimum employment targets:
 - (i) 55% people between the ages of 18 and 35
 - (ii) 55% women;
 - (iii) 2% people with disabilities.
- (d) brief EPWP beneficiary on the conditions of employment as specified in sub clause SL 04.09 above;
- (e) enter into a contract with each EPWP beneficiary, which contract will form part of the Employment Agreement;
- (f) allow EPWP beneficiary the opportunity to attend life skills training through DOL. This shall be arranged at the beginning of the contract;
- (g) ensure that payments to EPWP beneficiary are made as set out in sub clauses SL 04.14 and SL 04.15 above.
- (h) set up of personal profile files as prescribed by EPWP beneficiary and as set out in sub clause SL 04.13 above.
- (i) in addition to (h)
 - a copy of the I.D;
 - qualifications;
 - career progress;
 - EPWP Employment Agreement, and
 - list of small trade tools;must be included in the EPWP beneficiary's personal profile file.

SL 07 TRAINING OF EPWP BENEFICIARY

Three types of training are applicable, namely

- Life skills;
- On the job training and
- Technical Skills training.

Training will be implemented by training instructors accredited by DOL and/or CETA :

- EPWP beneficiary shall be employed on the projects for an average of 6 months.
 - EPWP beneficiary shall be deployed on projects in the vicinity of their homes. The same arrangements as for other workers regarding accommodation, subsistence and travel shall be applicable to EPWP beneficiary.
- (a) Life skills training

All EPWP beneficiary are entitled to undergo life skills training. Training of this module will be flexible enough to meet the needs of the employer. Training should take place immediately after site hand-over and during the period of site establishment and pre-planning before actual construction starts, alternatively this will be spread over the duration of the contract period. The contractor will be required to work closely with the person to schedule the training sessions so that the timing of the training is aligned with the contractors work schedule and his demand for workers.
 - (b) On-the job training

The Employer shall provide EPWP beneficiary with on-the-job training to enable them to fulfil their employment requirements. The employer shall also be expected to closely monitor the job performance of EPWP beneficiary and shall identify potential EPWP beneficiary for skills development programmes.

- (c) Technical skills training
The Employer shall assist in identifying EPWP beneficiary for further training. These EPWP beneficiary will undergo further technical training to prepare them for opportunities as semi-skilled labourers.

Such training will comprise of an off-site theoretical component and practical training on-site. The contractor will be responsible for on-site practical work under his supervision. EPWP beneficiary who graduate from the first phase of the training programme will be identified and given opportunities to register for skills development programmes. These can ultimately result in a accredited qualification. The programme will consist of theoretical instruction away from the construction site as well as on-site practical work under the supervision of the employer. Candidates will be entitled to employment to complete all training modules.

SL 08 BENEFICIARY (EPWP BENEFICIARY) SELECTION CRITERIA

SL 08.01 PREAMBLE

The *Code of Good Practise for Employment and Conditions of Work for Expanded Public Works Programmes* encourages:

- optimal use of locally-based labour in a Expanded Public Works Programme (EPWP);
- a focus on targeted groups which consist of namely youth, consisting of women, female-headed households, disabled and households coping with HIV/AIDS; and
- the empowerment of individuals and communities engaged in a SPWP through the provision of training.

SL 08.02 BENEFICIARY (EPWP BENEFICIARY) SELECTION CRITERIA

- (a) The EPWP beneficiary of the programmes should preferably be non-working individuals from the most vulnerable sections of disadvantaged communities who do not receive any social security pension income. The local community must, through all structures available, be informed of and consulted about the establishment of any EPWP
- (b) In order to spread the benefit as broadly as possible in the community, a maximum of one person per household should be employed, taking local circumstances into account.
- (c) Skilled artisans from other areas may be employed if they have skills that are required for a project and there are not enough persons in the local communities who have those skills or who could undergo appropriate skills training. However, this should not result in more than 20% of persons working on a programme not being from local communities.
- (d) Programmes should set participation targets for employment with respect to youth, single male- and female-headed households, women, people with disabilities, households coping with HIV/AIDS, people who have never worked, and those in long-term unemployment.
- (e) The proposed targets as set out in sub clause SL 06 (c)
- 55% youth from 18 to 35 years of age;
 - 55% women;
 - 2% disabled.

SL 09 CONTRACTUAL OBLIGATIONS IN RELATION TO YOUTH LABOUR

The EPWP beneficiary to be employed in the programme (EPWP) shall be directly contracted to the employer. Over and above the construction and project management responsibilities, the employer will be expected to perform the tasks and responsibilities as set out in clause SL 05 above.

SL 10 PROVINCIAL RATES OF PAY

It is stipulated that youth workers on the EPWP receive a minimum of R 1 000 per month whilst working and R 600 per month whilst on training in ALL provinces. Should EPWP beneficiary be attending training whilst employed by the contractor, the contractor will still be responsible for payment to the EPWP beneficiary whilst at training.

SL 11 MEASUREMENTS AND PAYMENT

The number of EPWP beneficiary specified for this contract that will receive life skills training is 50 and technical training is 50

**SL 11.01 PAYMENT FOR TRAINING OF EPWP BENEFICIARY
(TARGET:- 50 EPWP BENEFICIARY)**

**SL 11.01.01 Skills development and Technical training for EPWP beneficiary for an average of 10 days
.....(Prov.Sum).....Unit: R/EPWP beneficiary**

The above item is only applicable if DoL does not fund the Technical Training PRIOR to site handover.

**SL 11.01.02 Penalty due to not meeting the target as in
SL 11.01.01.....Unit: EPWP beneficiary**

LESS R 2000 per EPWP beneficiary

SL 11.02 PAYMENT FOR TRAVELLING AND ACCOMMODATION DURING OFF-SITE TRAINING

SL 11.02.01 Life skills training for 26 days:

- 01 Travelling (based on 50 km/EPWP beneficiary)Unit: km
- 02 Accommodation.....(Prov.Sum).....Unit: R/EPWP beneficiary
- 03 Profit and attendance..... Unit: %

SL 11.02.02 Skilled development and Technical training:

- 01 Travelling (based on 50 km/EPWP beneficiary).....Unit: km
- 02 Accommodation.....(Prov.Sum).....Unit: R/EPWP beneficiary
- 03 Profit and attendance Unit: %

The units of measurement for sub items SL 11.02.01 (01) and SL 11.02.02 (01) above shall be the distance travelled in km by the EPWP beneficiary trained off site. The tendered rate shall include full compensation to safely transport the youth workers to and from the training venue/s.

The unit of measurement for sub items SL 11.02.01 (02) and SL 11.02.02 (02) above shall be the amounts in Rand expended for accommodation and daily meal allowances for the EPWP beneficiary trained off site that must be arranged by the contractor. Amounts quoted shall be corrected according to re-measurement based on actual invoices.

The tendered percentages under sub items SL 11.02.01 (03) and SL 11.02.02 (03) will be paid to the contractor on the value of each payment pertaining to the accommodation and advance meal allowances to cover his expenses in this regard.

SL 11.03 ALTERNATIVE WORKERS FOR THE PERIOD OF OFF-SITE TRAINING

SL 11.03.01 Life skills training for 26 days Unit: worker-days

SL 11.03.02 Skilled development and Technical training for EPWP beneficiary for (.....) days..... Unit: worker-days

The unit of measurement shall be the number of EPWP beneficiary replaced while in training multiplied by the number of days absent from the site.

The rates tendered shall include full compensation for additional replacement labour during periods of off-site training.

SL 11.04 EMPLOYMENT OF EPWP BENEFICIARY

SL 11.04.01 Employment of EPWP beneficiary.....(Prov.Sum)¹/₄.Unit: R/ worker-month

SL 11.04.02 Employment of EPWP beneficiary.....(Prov.Sum)¹/₄.Unit: R/ worker-month

The unit of measurement shall be the number of EPWP beneficiary at the statutory labour rates of R multiplied by the period employed in months and the rate tendered shall include full compensation for all costs associated with the employment of EPWP beneficiary and for complying with the conditions of contract. The cost for the training shall be excluded from this item. This item is based on 6 months appointment for EPWP beneficiary.

SL 11.05 PROVISION OF EPWP DESIGNED OVERALLS TO EPWP BENEFICIARY

SL 11.05.01 Supply EPWP designed overalls to EPWP beneficiary (Prov.Sum).....Unit: R

EPWP beneficiary overalls should be orange (top and bottom) as per EPWP specification with the exception of Correctional Services contracts where the EPWP beneficiary top would be blue and the bottom orange.

SL 11.05.02 Profit and attendance..... Unit: %

An amount has been provided in the Schedule of Quantities under sub item SL 10.05.01 for the supply of EPWP designed overalls, as per the specification provided by the EPWP unit, arranged by the Service Provider. The Engineer will have sole authority to spend the amounts or part thereof. The tendered percentage under sub items SL 10.05.02 will be paid to the contractor on the value of each payment pertaining to the supply of overalls to cover his expenses in this regard.

SL 11.06 PROVISION OF SMALL TOOLS FOR EPWP BENEFICIARY

SL 11.06.01 Provide all EPWP beneficiary with prescribed tools for their respective trades. Specification for the mentioned tools to be provided by the EPWP Service Provider. These tools will become the property of the EPWP beneficiary after the completion of the programme.....(Prov.Sum)....Unit: R 500-00 /youth worker

SL 11.06.02 Profit and attendance..... Unit: %

SL 11.07 APPOINTMENT OF EPWP BENEFICIARY TEAM LEADER/S

SL 11.07.01 Appointment of (____) EPWP beneficiary team leader/s for the duration of the contract.....(Prov.Sum)..... Unit: R / EPWP beneficiary team leader

The EPWP beneficiary Team Leader will act as CLO/PLO to facilitate the project work between the EPWP beneficiary and the contractor. Umsobumvu Youth Fund can assist with the sourcing of EPWP beneficiary Team Leader for employment by the contractor.

SL 11.08 LIAISON WITH SERVICE PROVIDERUnit: hours

The tendered rate shall include full compensation for the cost of liaising with the Service Provider and Social Facilitators on all issues regarding the works.

SCOPE OF WORKS IN RESPECT OF WORK RELATING TO THE EXTENDED PUBLIC WORKS PROGRAMME (EPWP)			
Project title:	MAHEHLE CLINIC		
Project Code:	N/A	EPWP NO:	N/A

Introductory notes:

1. The works, or parts of the works will be constructed using labour-intensive methods only in terms of this specification. The use of plant to provide such works, other than plant specifically provided for in the scope of work, is a variation to the contract. The items marked with the letters **LI** are not necessarily an exhaustive list of all the activities which must be done by hand, and this clause does not over-ride any of the requirements in the generic labour intensive specification in the Scope of Works.
2. Payment for items which are designated to be constructed labour-intensively (either in this schedule or in the Scope of Works) will not be made unless they are constructed using labour-intensive methods. Any unauthorised use of plant to carry out work which was to be done labour-intensively will not be condoned and any works so constructed will not be certified for payment.

DESCRIPTION OF THE WORKS

Employer's objectives

The employer's objectives are to deliver public infrastructure using labour-intensive methods in accordance with EPWP Guidelines.

Labour-intensive works

Labour-intensive works comprise the activities described in the Labour-Intensive Specification. Labour-intensive works shall be constructed/maintained using local workers who are temporarily employed in terms of the scope of work.

LABOUR-INTENSIVE COMPETENCIES OF SUPERVISORY AND MANAGEMENT STAFF

Contractors shall only engage supervisory and management staff in labour-intensive works that have completed the skills programme including Foremen/ Supervisors at NQF level 4 "National Certificate: Supervision of Civil Engineering Construction Processes" and Site Agent/ Manager at NQF level 5 "Manage Labour-Intensive Construction Processes" or equivalent QCTO qualifications (See Appendix C). at NQF outlined in Table 1. (See GUIDELINES FOR THE IMPLEMENTATION OF LABOUR-INTENSIVE INFRASTRUCTURE PROJECTS UNDER THE EXPANDED Health PROGRAMME (EPWP) -THIRD EDITION 2015)

Emerging contractors shall have personally completed, or be registered on a skills programme for the NQF level 2 unit standard. All other site supervisory staff in the employ of emerging contractors must have completed, or be registered on a skills programme for the NQF level 2 unit standards or NQF level 4 unit standards. Table 1: Skills programme for supervisory and management staff.

Table 1: Skills programme for supervisory and management staff

Personnel	NQF level	Unit standard titles	Skills programme description
Team leader / supervisor	2	Apply Labour-Intensive Construction Systems and Techniques to Work Activities	This unit standard must be completed, and any one of these 3 unit standards
		Use Labour-Intensive Construction Methods to Construct and Maintain Roads and Storm water Drainage	
		Use Labour-Intensive Construction Methods to Construct and Maintain Water and Sanitation Services	

		Use Labour-Intensive Construction Methods to Construct, Repair and Maintain structures	
Personnel	NQF level	Unit standard titles	Skills programme description
Foreman/supervisor	4	Implement Labour-Intensive Construction Systems and Techniques	This unit standard must be completed, and any one of these 3 unit standards
		Use Labour-Intensive Construction Methods to Construct and Maintain Roads and Storm water Drainage	
Details of these skills programmes may be obtained from the CETA ETQA manager (tel: 011-265 5900)			(e-mail :gerard@ceta.co.za ,

EMPLOYMENT OF UNSKILLED AND SEMI-SKILLED WORKERS IN LABOUR-INTENSIVE WORKS

- 1.1 Requirements for the sourcing and engagement of labour.
- 1.1.1 Unskilled and semi-skilled labour required for the execution of all labour-intensive works shall be engaged strictly in accordance with prevailing legislation and SANS 1914-5, Participation of Targeted Labour.
- 1.1.2 The rate of pay set for the SPWP per task or per day will be an acceptable rate determined by the Department of Labour.
- 1.1.3 Tasks established by the contractor must be such that:
- the average worker completes 5 tasks per week in 40 hours or less; and
 - the weakest worker completes 5 tasks per week in 55 hours or less.
- 1.1.4 The contractor must revise the time taken to complete a task whenever it is established that the time taken to complete a weekly task is not within the requirements of 1.1.3.
- 1.1.5 The Contractor shall, through all available community structures, inform the local community of the labour-intensive
- where the head of the household has less than a primary school education;
 - that have less than one full time person earning an income;
 - where subsistence-agriculture is the source of income.
 - that who are not in receipt of any social security pension income
- 1.1.6 The Contractor shall endeavour to ensure that the expenditure on the employment of unskilled and semi-skilled workers is in the following proportions:
- 55% women;
 - 55% youth who are between the ages of 18 and 35; and
 - 2% on persons with disabilities.
- 1.2 Specific provisions pertaining to SANS 1914-5
- 1.2.1 Definitions
Targeted labour: Unemployed persons who are employed as local labour on the project.
- 1.2.2 Contract participation goals
- 1.2.2.1 There is no specified contract participation goal for the contract. The contract participation goal shall be measured in the performance of the contract to enable the employment provided to targeted labour to be quantified.
- 1.2.2.2 The wages and allowances used to calculate the contract participation goal shall, with respect to both time-rated and task rated workers, comprise all wages paid and any training allowance paid in respect of agreed training programmes.

- 1.2.3 Terms and conditions for the engagement of targeted labour
Further to the provisions of clause 3.3.2 of SANS 1914-5, written contracts shall be entered into with targeted labour.
- 1.2.4 Terms and conditions for the engagement of targeted labour
Further to the provisions of clause 3.3.2 of SANS 1914-5, written contracts shall be entered into with targeted labour.
- 1.2.5 Variations to SANS 1914-5
- 1.2.5.1 The definition for net amount shall be amended as follows:
Financial value of the contract upon completion, exclusive of any value added tax or sales tax which the law requires the employer to pay the contractor.
- 1.2.5.2 The schedule referred to in 5.2 shall in addition reflect the status of targeted labour as women, youth and persons with disabilities and the number of days of formal training provided to targeted labour.
- 1.3 Training of targeted labour
- 1.3.1 The contractor shall provide all the necessary on-the-job training to targeted labour to enable such labour to master the basic work techniques required to undertake the work in accordance with the requirements of the contract in a manner that does not compromise worker health and safety.
- 1.3.2 The cost of the formal training of targeted labour, will be funded by the local office of the Department of Labour. This training will take place as close to the project site as practically possible. The contractor must access this training by informing the relevant regional office of the Department of Labour in writing, within 14 days of being awarded the contract, of the likely number of persons that will undergo training and when such training is required. The Employer and the Department of Health (Fax: 012 3258625/ EPWP Unit, Private Bag X65, Pretoria 0001) must be furnished with a copy of this request.
- 1.3.3 The contractor shall do nothing to dissuade targeted labour from participating in training programmes and shall take all reasonable steps to ensure that each beneficiary is provided with two days of formal training for every 22 days worked.
- 1.3.4 An allowance equal to 100% of the task rate or daily rate shall be paid by the contractor to workers who attend formal training, in terms of the above.
- 1.3.5 Proof of compliance with the above requirements must be provided by the Contractor to the Employer prior to submission of the final payment certificate.

GENERIC LABOUR-INTENSIVE SPECIFICATION

1 Scope

This specification establishes general requirements for activities which are to be executed by hand involving the following:

- a) trenches having a depth of less than 1.5 metres
- b) storm water drainage
- c) low-volume roads and sidewalks

2 Precedence

Where this specification is in conflict with any other standard or specification referred to in the Scope of Works to this Contract, the requirements of this specification shall prevail.

3 Hand excavateable material

Hand excavateable material is material:

a) Granular materials:

- i) whose consistency when profiled may in terms of table 1 be classified as very loose, loose, medium dense, or dense; or
- ii) where the material is a gravel having a maximum particle size of 10mm and contains no cobbles or isolated boulders, no more than 15 blows of a dynamic cone penetrometer is required to penetrate 100mm;

b) Cohesive materials:

- i) whose consistency when profiled may in terms of table 1 be classified as very soft, soft, firm, stiff and stiff / very stiff; or
- ii) where the material is a gravel having a maximum particle size of 10mm and contains no cobbles or isolated boulders, no more than 8 blows of a dynamic cone penetrometer is required to penetrate 100mm;

Note: 1) A boulder, a cobble and gravel is material with a particle size greater than 200mm, between 60 and 200mm.

2) A dynamic cone penetrometer is an instrument used to measure the in-situ shear resistance of a soil comprising a drop weight of approximately 10 kg which falls through a height of 400mm and drives a cone having a maximum diameter of 20mm (cone angle of 60 degrees with respect to the horizontal) into the material being used.

Table 2: Consistency of materials when profiled

GRANULAR MATERIALS		COHESIVE MATERIALS	
CONSISTENCY	DESCRIPTION	CONSISTENCY	DESCRIPTION
Very loose	Crumbles very easily when scraped with a geological pick.	Very soft	Geological pick head can easily be pushed in as far as the shaft of the handle.

Loose	Small resistance to penetration by sharp end of a geological pick.	Soft	Easily dented by thumb; sharp end of a geological pick can be pushed in 30-40 mm; can be moulded by fingers with some pressure.
Medium dense	Considerable resistance to penetration by sharp end of a geological pick.	Firm	Indented by thumb with effort; sharp end of geological pick can be pushed in upto 10 mm; very difficult to mould with fingers; can just be penetrated with an ordinary hand spade.
Dense	Very high resistance to penetration by the sharp end of a geological pick; requires many blows for excavation.	stiff	Can be indented by thumb-nail; slight indentation produced by pushing geological pick point into soil; cannot be moulded by fingers.
Very dense	High resistance to repeated blows of a geological pick.	Very stiff	Indented by thumb-nail' with difficulty; slight indentation produced by blow of a geological pick point.

4 Trench excavation

All hand excavateable material in trenches having a depth of less than 1,5 metres shall be excavated by hand.

5 Compaction of backfilling to trenches (areas not subject to traffic)

Backfilling to trenches shall be placed in layers of thickness (before compaction) not exceeding 100mm. Each layer shall be compacted using hand stampers

- a) to 90% Proctor density;
- b) such that in excess of 5 blows of a dynamic cone penetrometer (DCP) is required to penetrate 100 mm of the backfill, provided that backfill does not comprise more than 10% gravel of size less than 10mm and contains no isolated boulders, or
- c) such that the density of the compacted trench backfill is not less than that of the surrounding undisturbed soil when tested comparatively with a DCP.

6 Excavation

All hand excavateable material including topsoil classified as hand excavateable shall be excavated by hand. Harder material may be loosened by mechanical means prior to excavation by hand.

The excavation of any material which presents the possibility of danger or injury to workers shall not be excavated by hand.

7 Clearing and grubbing

Grass and small bushes shall be cleared by hand.

8 Shaping

All shaping shall be undertaken by hand.

9 Loading

All loading shall be done by hand, regardless of the method of haulage.

10 Haul

Excavation material shall be hauled to its point of placement by means of wheelbarrows where the haul distance is not greater than 150 m.

11 Offloading

All material, however transported, is to be off-loaded by hand, unless tipper-trucks are utilised for haulage.

12 Spreading

All material shall be spread by hand.

13 Compaction

Small areas may be compacted by hand provided that the specified compaction is achieved.

14 Grassing

All grassing shall be undertaken by sprigging, sodding, or seeding by hand.

15 Stone pitching and rubble concrete masonry


All stone required for stone pitching and rubble concrete masonry, whether grouted or dry, must be collected, loaded, off loaded and placed by hand.

Sand and stone shall be hauled to its point of placement by means of wheelbarrows where the haul distance is not greater than 150m.

Grout shall be mixed and placed by hand.

16 Manufactured Elements

Elements manufactured or designed by the Contractor, such as manhole rings and cover slabs, precast concrete planks and pipes, masonry units and edge beams shall not individually, have a mass of more than 320kg. In addition, the items shall be large enough so that four workers can conveniently and simultaneously acquire a proper handhold on them.



(Insert Your Company Logo)

(This shall serve as the cover page on employment contracts for local labour)

EMPLOYMENT AGREEMENT

BETWEEN

[CONTRACTOR NAME].....

AND

[WORKER NAME].....

1. PARTIES

And

1.2. Mr / Me: _____
[worker's name]

2. DEFINITIONS AND INTERPRETATION

2.1. In this Agreement and any Annexure thereto, unless inconsistent with or otherwise indicated by the context-

“Agreement” means the contents of this Agreement.

“Company” means the company that employs the worker

“Department” means the Department of Public Works

“Worker” is a person that performs a specific or necessary task or who completes tasks in a certain way

“EPWP” The Expanded Public Works Programme is a government programme aimed at the alleviation of poverty and unemployment. The programme ensures the full engagement on Labour Intensive Methods of Construction (LIC) to contractors for skills development. The EPWP focuses at reducing unemployment by increasing economic growth by means of improving skills levels through education and training and improving the enabling environment for the industry to flourish.

3. PURPOSE

The purpose of this agreement is to:-

Ensure that the agreement is binding to both the Worker and the Employer.

4. TERMS AND CONDITIONS

- The worker will have no entitlement to the benefits of a full time employee, namely;

- The worker should not have the expectation that this contract will be renewed or extended.
- The worker will be subject to all laws, rules, policies, codes and procedures applicable to the;

- The worker must meet the standards and requirements of the contractor
- The worker must render his/her services during normal working hours of minimum of forty to fifty five hours in any week; which comprise of an eight-hour working day in a five-day week.

5. REMUNERATION

The worker will receive compensation to the amount of R_____00 which must be paid by the 25th or on the last day of each month.

6. ROLES AND RESPONSIBILITIES

6.1 Employer / Worker

- Work for _____ in terms of the period as specified in the employment agreement contract.
- Be available for and participate in all learning and work experience required by the company.
- Comply with workplace policies and procedures.
- Complete any attendance or any written assessment tools supplied by the contractor to record relevant workplace experience.
- Demonstrate willingness to grow and learn through work experience.

Provide the following documentation to the employer,

- Certified identity document not longer than 3 months
- ID size photos
- Sign employment contract

6.2 Employer

- Employ the worker for a period specified in the agreement.
- Provide the worker with appropriate work based experience in the work environment.
- Facilitate payments of wages / stipends.
- Keep accurate records of workers.
- Where a worker/ learner is disabled, the employer will have to provide in the additional needs e.g. special materials, learning aids and in some cases physical or professional support (such aids remain the property of the employer).
- Keep up to date records of learning and discuss progress with the intern on a regular basis.
- Apply fair disciplinary, grievance and dispute resolution procedures to the worker.
- Prepare an orientation/ induction course to introduce worker/ learner to the workplace and specific workplace requirements.
- Ensure the daily attendance register is signed by the worker.

7. DURATION.

This agreement commences on: _____

and

expires on: _____

8. BREACH.

If either party commits any breach of the terms of this contract (and fails to rectify it within 30 days of receipt of a written notice calling it to do so, then) the other party shall be entitled to terminate the contract or to claim specific performance without prejudice to any of its other legal rights, including its rights to claim damages.

9. CONDITIONS OF EMPLOYMENT

9.1. Meal Breaks

- 9.1.1 A worker may not work for more than five hours without taking a meal break of at least thirty minutes duration.
- 9.1.2 An employer and worker may agree on longer meal breaks.
- 9.1.3 A worker may not work during a meal break. However, an employer may require a worker to perform duties during a meal break if those duties cannot be left unattended and cannot be performed by another worker. An employer must take reasonable steps to ensure that a worker is relieved of his or her duties during the meal break.
- 9.1.4 A worker is not entitled to payment for the period of a meal break. However, a worker who is paid on the basis of time worked must be paid if the worker is required to work or to be available for work during the meal break.

9.2. Special Conditions for Security Guards (Only applicable to security Guards)

- 9.2.1 A security guard may work up to 55 hours per week and up to eleven hours per day.
- 9.2.2 A security guard who works more than ten hours per day must have a meal break of at least one hour or two breaks of at least 30 minutes each.

9.3. Weekly Rest Period

Every worker must have two days off every week. A worker may only work on their day off to perform work which must be done without delay and cannot be performed by workers during their ordinary hours of work ("emergency work").

9.4. Work on Sundays and Public Holidays

- 9.4.1 A worker may only work on a Sunday or public holiday to perform emergency or security work.

9.4.2 Work on Sundays is paid at the ordinary rate of pay.

9.4.3 A task-rated worker who works on a public holiday must be paid;

- (a) the worker's daily task rate, if the worker works for less than four hours;
- (b) double the worker's daily task rate, if the worker works for more than four hours.

9.4.4 A time-rated worker who works on a public holiday must be paid

- (a) the worker's daily rate of pay, if the worker works for less than four hours on the public holiday;
- (b) double the worker's daily rate of pay, if the worker works for more than four hours on the public holiday.

9.5 Sick leave

9.5.1 Only workers who work more than 24 hours per month have the right to claim sick-pay in terms of this clause.

9.5.2 A worker who is unable to work on account of illness or injury is entitled to claim one day's paid sick leave for every full month that the worker has worked in terms of a contract.

9.5.3 A worker may accumulate a maximum of twelve days' sick leave in a year.

9.5.4 Accumulated sick-leave may not be transferred from one contract to another contract.

9.5.5 An employer must pay a task-rated worker the worker's daily task rate for a day's sick leave.

9.5.6 An employer must pay a time-rated worker the worker's daily rate of pay for a day's sick leave.

9.5.7 An employer must pay a worker sick pay on the worker's usual payday.

9.5.8 Before paying sick-pay, an employer may require a worker to produce a certificate stating that the worker was unable to work on account of sickness or injury if the worker is

- (a) absent from work for more than two consecutive days; or
- (b) absent from work on more than two occasions in any eight-week period.

9.5.9 A medical certificate must be issued and signed by a medical practitioner, a qualified nurse or a clinic staff member authorised to issue medical certificates indicating the duration and reason for incapacity.

9.5.10 A worker is not entitled to paid sick-leave for a work-related injury or occupational disease for which the worker can claim compensation under the Compensation for Occupational Injuries and Diseases Act.

9.6. Maternity Leave

9.6.1 A worker may take up to four consecutive months' unpaid maternity leave.

9.6.2 A worker is not entitled to any payment or employment-related benefits during maternity leave.

9.6.3 A worker must give her employer reasonable notice of when she will start maternity leave and when she will return to work.

9.6.4 A worker is not required to take the full period of maternity leave. However, a worker may not work for four weeks before the expected date of birth of her child or for six weeks after the birth of her child, unless a medical practitioner, midwife or qualified nurse certifies that she is fit to do so.

9.6.5 A worker may begin maternity leave as follows;

- (a) four weeks before the expected date of birth; or
- (b) on an earlier date
 - (i) if a medical practitioner, midwife or certified nurse certifies that it is necessary for the health of the worker or that of her unborn child; or
 - (ii) if agreed to between employer and worker; or

- (c) on a later date, if a medical practitioner, midwife or certified nurse has certified that the worker is able to continue to work without endangering her health.

10,6 A worker who has a miscarriage during the third trimester of pregnancy or bears a stillborn child may take maternity leave for up to six weeks after the miscarriage or stillbirth.

9.7. Family responsibility leave

9.7.1 Workers, who work for at least four days per week, are entitled to three days paid family responsibility leave each year in the following circumstances;

- (a) when the employee's child is born;
- (b) when the employee's child is sick;
- (c) in the event of a death of
 - (i) the employee's spouse or life partner;
 - (ii) the employee's parent, adoptive parent, grandparent, child, adopted child, grandchild or sibling.

9.8. Keeping Records

9.8.1 Every employer must keep a written record on site for the duration of the project and three (3) year after completion records should consists of at least the following;

- (a) the worker's name and position;
- (b) copy of an acceptable worker identification
- (c) in the case of a task-rated worker the number of tasks completed by the worker;
- (d) in the case of a time-rated worker, the time worked by the worker;
- (e) payments made to each worker in a form of Proof of Payment, Payroll registers and the acknowledgement of payment receipt signed by the worker.

9.8.2 The employer must keep this record for a period of at least three years after the completion of the EPWP.

9.9. Payment

9.9.1 An employer must pay all wages at least monthly in cash or by cheque or into a bank account.

9.9.2 A worker may not be paid less than the Ministerial Determination wage rate.

9.9.3 A task-rated worker will only be paid for tasks that have been completed.

9.9.4 An employer must pay a task-rated worker within five weeks of the work being completed and the work having been approved by the manager or the contractor having submitted an invoice to the employer.

9.9.5 A time-rated worker will be paid at the end of each month.

9.9.6 Payment must be made in cash, by cheque or by direct deposit into a bank account designated by the worker.

9.9.7 Payment in cash or by cheque must take place

- (a) at the workplace or at a place agreed to by the worker;
- (b) during the worker's working hours or within fifteen minutes of the start or finish of work;
- (c) in a sealed envelope which becomes the property of the worker.

9.9.8 An employer must give a worker the following information in writing

- (a) the period for which payment is made;
- (b) the numbers of tasks completed or hours worked;
- (c) the worker's earnings;
- (d) any money deducted from the payment;
- (e) the actual amount paid to the worker.

9.9.9 If the worker is paid in cash or by cheque, this information must be recorded on the envelope and the worker must acknowledge receipt of payment by signing for it.

9.9.10 If a worker's employment is terminated, the employer must pay all monies owing to that worker within one month of the termination of employment.

9.10. Inclement weather

If no work has begun on site, and if an employee has reported for work, the employee will be paid for four hours. Should work be stopped after the first four hours, the employee will be paid for the hours worked. Where the employer has given employees notice on the previous working day that no work will be available due to inclement weather, then no payment will be made.

9.11. Deductions

9.11.1 An employer may not deduct money from a worker's payment unless the deduction is required in terms of a law.

9.11.2 An employer must deduct and pay to the SA Revenue Services any income tax that the worker is required to pay.

9.11.3 An employer who deducts money from a worker's pay for payment to another person must pay the money to that person within the time period and other requirements specified in the agreement of Law; court order or arbitration

9.11.4 It is the responsibility of the employers to arrange for all persons employed on a Project to be covered in terms of the Unemployment Insurance Fund Contributions Act, 2002 (Act No. 4 of 2002)

9.11.5 An employer may not require or allow a worker to

- (a) repay any payment except an overpayment previously made by the employer by mistake;

- (b) state that the worker received a greater amount of money than the employer actually paid to the worker; or
- (c) pay the employer or any other person for having been employed.

9.12. Health and Safety

9.12.1 Employers must take all reasonable steps to ensure that the working environment is healthy and safe.

9.12.2 A worker must;

- (a) work in a way that does not endanger his/her health and safety or that of any other person;
- (b) obey any health and safety instruction;
- (c) use any personal protective equipment or clothing issued by the employer;
- (d) report any accident, near-miss incident or dangerous behaviour by another person to their employer or manager.

9.13. Compensation for Injuries and Diseases

9.13.1 It is the responsibility of the employers to arrange for all persons employed on a Project to be covered in terms of the Compensation for Occupational Injuries and Diseases Act, 130 of 1993 as amended by COIDA Act 61, 1997.

9.13.2 A worker must report any work-related injury or occupational disease to their employer or manager.

9.13.3 The employer must report the accident or disease to the Compensation Commissioner.

9.13.4 An employer must pay a worker who is unable to work because of an injury caused by an accident at work 75% of their earnings for up to three months. The employer will be refunded this amount by the Compensation Commissioner. This does NOT apply to injuries caused by accidents outside the workplace such as road accidents or accidents at home.

9.14. Termination

9.14.1 The employer may terminate the employment of a worker for good cause after following a fair procedure.

9.14.2 A worker will not receive severance pay on termination.

9.14.3 A worker is not required to give notice to terminate employment. However, a worker who wishes to resign should advise the employer in advance to allow the employer to find a replacement.

9.14.4 A worker **who is absent for more than three consecutive days** without informing the employer of an intention to return to work will have terminated the contract. However, the worker may be re-engaged if a position becomes available.

9.14.5 A worker who does not attend required training events, without good reason, will have terminated the contract. However, the worker may be re-engaged if a position becomes available.

Notice procedure is as follows;

- One week if employed for four weeks or less
- Two weeks if employed for more than four weeks but not more than a year
- Four weeks if employed for one (1) year or more

9.15. Certificate of Service

9.15.1 On termination of employment, a worker is entitled to a certificate stating;

- (a) the worker's full name;
- (b) the name and address of the employer;
- (c) the Project on which the worker worked; the work performed by the worker;
- (d) any training received by the worker;
- (e) the period for which the worker worked on the Project; and
- (f) any other information agreed on by the employer and worker.

9.16. DOMICILE

The address to which notices and all legal documents may be delivered or served are as follows:

Employee Details

Name & Surname: _____

ID No: _____

Residential Address: _____

Contact No: _____

Date of Employment: _____

To be supervised by: **Main Contractor:**

or **Sub Contractor:**

Category of employment: **Skilled:**

Semi-skilled:

Unskilled:

For Skilled & Semi-skilled state the trade: _____

Period of employment: Fixed for until when your services are still required on site

I confirm that I have been inducted and fully understand the condition of my appointment.

Employee Signature: _____ **Witness by SGB/CLO:** _____

Signature by Witness: _____

Employer Details

Name & Surname: _____

Designation: _____

Contact No: _____ **Signature:** _____



EXPANDED PUBLIC WORKS PROGRAMME

The Attendance Register for on-site Workers

Reporting month: _____ Cell No: _____
 Surname: _____ First Name: _____
 Project Name: **MAHEHLE CLINIC**
 Project Code: **WCS No. 058064** Tender No **ZNB 5548/2023-H**

IDENTITY NUMBER: _____

Day	Date	Time In	Signature	Time Out	Signature	Report On Any Formal Training Provided In The Reporting Month
WEEK 1						
MONDAY						
TUESDAY						
WEDNESDAY						
THURSDAY						
FRIDAY						
WEEK 2						
MONDAY						
TUESDAY						
WEDNESDAY						
THURSDAY						
FRIDAY						
WEEK 3						
MONDAY						
TUESDAY						
WEDNESDAY						
THURSDAY						
FRIDAY						
WEEK 4						
MONDAY						
TUESDAY						
WEDNESDAY						
THURSDAY						
FRIDAY						
Total Days worked						

BUSINESS PLAN

Reference No	
Profile ID	
Project Name	
Project Details	
Project Name	
Project Reference Number	
Project description	
Project Start Date	
Project End Date	
Estimated Budget	
Project Location	
Province	
District/Metro Municipality	
Local Municipality/Metro Region	
Latitude (in decimal format)	
Longitude (in decimal format)	
Public Body Details	
Public body sphere	
Reporting public body that is the project owner (and will report on the project)	
Implementing public body type	
Public body that will implement the project	
IDP reference number allocated to the project	
EPWP Details	
EPWP Sector	
EPWP Program	
EPWP Sub programme	
Budget Amount	
April 2014/March 2015	
April 2015/March 2016	
Total Budget Amount	
Wages	
UIF	
COIDA	
Training	
Administration	
Equipment and materials	
Other	
Describe other	
Outputs and Training	
First Name	
Surname	
Email	
Tel (Office)	
Fax Number	
Cell Number	
Physical Address 1	
Physical Address 2	
Physical Address 3	
Physical Address 4	
Postal Address 1	
Postal Address 2	
Postal Address 3	
Postal Address 4	

KZN DEPARTMENT OF HEALTH
Monthly Data collection for LOCAL Labour



Name of Contractor: _____
Name of Project: **MAHEHLE CLINIC**

Project Code: _____ - _____
Reporting month: _____
Project location name (area): _____
Project location (Ward No.): _____

No	First Name	Initial	Surname	ID number	Beneficiary Details				Total days worked	Job description	Registered on UIF (Y/N)	Registered with CODA (Y/N)	Are you receiving any Gov Grants (Y/N)	1st Language	Experience/Literacy			Highest Level of Education	Location Details			Household Det				
					D.O.B	Gender F/M	Disability Y/N	Start Date on the current month							End Date on the current month	Other Language 1	Other Language 2		Education Level (See Codes below)	Address	Ward No.	Cell No.	Nationality	No. of people in Household	No. of Dependents in Household	
1																										
2																										
3																										
4																										
5																										
6																										
7																										
8																										
9																										
10																										

* Education Levels - use the codes (1,2,3) on the excel spreadsheet
 (3) Grade 1-3 (Sub A - Std 1) (5) Grade 5-6 (Std 3-4) ABET 2 (7) Grade 9 (Std 7) ABET 4 (9) Grade 12 (Std 10)
 (4) Grade 4 (Std 2) ABET 1 (6) Grade 7-8 (Std 5-6) ABET 3 (8) Grade 10-11 (Std 8-9) (10) Post Matric

Contractor sign: _____ DPW Official/Consultant sign: _____ EPWP Official sign: _____
 Designation: _____ Designation: _____ Designation: _____
 Date: _____ Date: _____ Date: _____
 Contact no: _____ Contact no: _____ Contact no: _____

alls
No. of Children attending school

KZN DEPARTMENT OF HEALTH



Worker payment capture form for LOCAL Labour

Name of Contractor: _____

Project Code: _____ -

Name of Project: **MAHEHLE CLINIC**

Reporting month: _____

Payment Upload

No.	First Name	Initials	Surname	Identity No.	D.O.B	Job Description	Daily Wage Rate	Total Paid Days	Total Amount Paid	Total days Worked Days
1										
2										
3										
4										
5										
6										
7										
8										
9										
10										

Contractor sign: _____
Designation: _____
Date: _____
Contact no: _____

DPW Official/Consultant sign: _____
Designation: _____
Date: _____
Contact no: _____

EPWP Official sign: _____
Designation: _____
Date: _____
Contact no: _____

KZN DEPARTMENT OF HEALTH
Worker Training capture form for LOCAL Labour



Name of Contractor: _____
Name of Project: **MAHEHLE CLINIC**

Project Code: _____

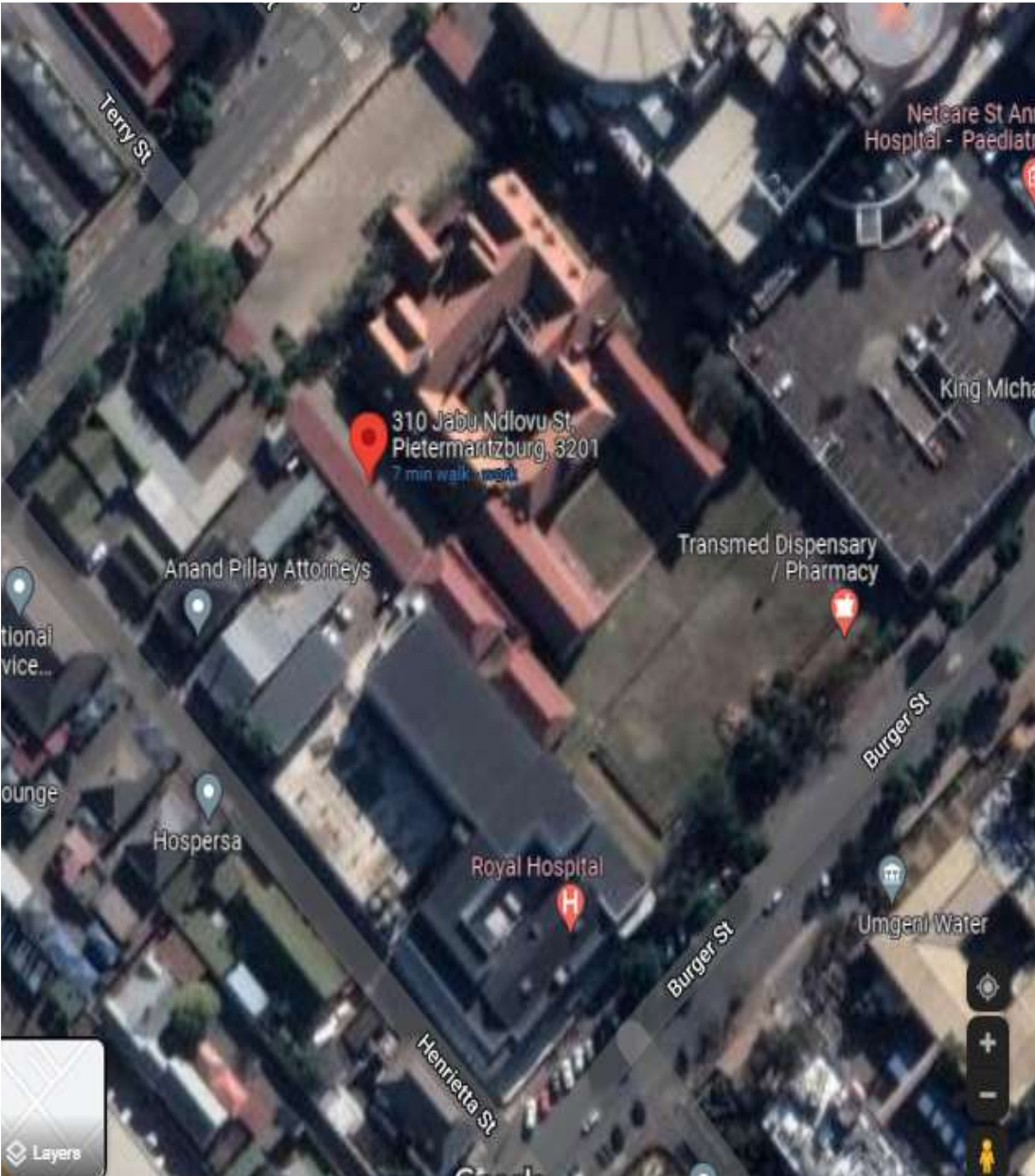
Reporting month: _____

Training														
No	Name	Surname	ID No.	Job description	Course Name	Was training Accredited or Non - accredited by a relevant SETA	Start date on current month	End date on current month	Training Days Paid	Training Days Not Paid	Total Number of Training Days	Cost per trainee	Is training complete or on - going	Name of Training Provider
1														
2														
3														
4														
5														
6														
7														
8														
9														
10														
11														
12														
13														
14														
15														

Contractor sign: _____
Designation: _____
Date: _____
Contact no: _____

DPW Official/Consultant sign: _____
Designation: _____
Date: _____
Contact no: _____

EPWP Official sign: _____
Designation: _____
Date: _____
Contact no: _____



MAIN BILL OF QUANTITIES

Item No	Quantity	Rate	Amount
<u>BILL No. 1</u>			
<u>PRELIMINARIES</u>			
<u>GENERAL</u>			
<p>Should there be any discrepancy between these Preliminaries and the Conditions of Contract (PW677), the former shall take precedence. These Preliminaries are divided into Parts A, B and C. Part A lists the clauses of and refers directly to the Conditions of Contract (PW677). Some of the clauses have been expanded and the additional terms are set against each relevant clause. Part B contains standard preliminary items, some of which may have been marked N/A (not applicable). Part C contains specific preliminary items which apply to this contract except where marked N/A (not applicable). SCHEDULE OF SUPPLEMENTARY INFORMATION A Schedule of Supplementary Information is included at the end of the Preliminaries, containing supplementary information to items A13, A20, A23, A24, B1.2, B1.5, B1.6, B8.1 and C5.</p>			
<p>NOTES:</p>			
<p>The agreement is to be the General Conditions of Contract for Works of Civil Engineering Construction (2010) (Second Edition) , published by the S. A. Institution Of Civil Engineering.</p>			
<p>The Preliminaries are to be the Construction and management requirements for works contracts - Part 1: General engineering and construction works (SANS 1921-1: 2004 Edition 1) prepared by Standards South Africa and shall be deemed to be incorporated herein.</p>			
<p>Tenderers are referred to the above mentioned documents for the full intent and meaning of each clause thereof (hereinafter referred to by heading and clause number only) for which such allowance must be made as may be considered necessary.</p>			
<p>Where standard clauses or alternatives are not entirely applicable to this contract such modifications, corrections or supplements as will apply are given under each relevant clause heading.</p>			
<p>Where any item is not relevant to this specific contract such item is marked N/A (signifying "not applicable").</p>			
<p>Carried to Collection</p>			
<p>Bill No. 1 PRELIMINARIES PULANA BAXTER AND ASSOCIATES</p>			R

Adjustment of the preliminaries: each item priced, is to be allocated to one or more of the three categories, where "F" denotes a fixed amount (amount not to be varied), "V" denotes an amount variable in proportion to value and "T" denotes an amount in proportion to time.

Time (T) related Preliminaries will only be adjusted for omissions or additions, issued by the Employer, or delays caused by the Employer, for which variation and extension of time has been granted. **See Contract Data** .

The Preliminaries are to be the Construction and management requirements for works contracts - Part 1: General engineering 1921-1: 2004 Edition 1) prepared by Standards South Africa and shall be deemed to be incorporated herein.

Tenderers are referred to the abovementioned documents for the full intent and meaning of each clause thereof (hereinafter referred to by heading and clause number only) for which such allowance must be made as may be considered necessary.

Where standard clauses or alternatives are not entirely applicable to this contract such modifications, corrections or supplements as will apply are given under each relevant clause heading.

Where any item is not relevant to this specific contract such item is marked N/A (signifying "not applicable").

Adjustment of the preliminaries: each item priced, is to be allocated to one or more of the three categories, where "F" denotes a fixed amount (amount not to be varied), "V" denotes an amount variable in proportion to value and "T" denotes an amount in proportion to time.

Time (T) related Preliminaries will only be adjusted for omissions or additions, issued by the Employer, or delays caused by the Employer, for which variation and extension of time has been granted. **See Contract Data** .

PART A

SECTION A: GENERAL CONDITIONS OF CONTRACT

1 A1.General (clause 1)

F:..... V:..... T:.....

Item

Carried to Collection

R

Bill No. 1
PRELIMINARIES
PULANA BAXTER AND ASSOCIATES

2	A2.Basis of Contract (clause 2) F:..... V:..... T:.....	Item	
3	A3.Engineer (clause 3) F:..... V:..... T:.....	Item	
4	A4.Contractors General Obligation (clause 4) F:..... V:..... T:.....	Item	
5	A5.Time and Related Matters (clause 5) - As referred to in the Contract Data under Special Condition of Contract. The Contract Period shall be deemed to include all Non - Working Days, Special Non - Working Days and the year-end Builders Annual Industry Holiday Periods. F:..... V:..... T:.....	Item	
6	A6.Payment and Related Matters (clause 6) F:..... V:..... T:.....	Item	
7	A7.Quality and Related Matters (clause 7) F:..... V:..... T:.....	Item	
	Carried to Collection		R
	Bill No. 1 PRELIMINARIES PULANA BAXTER AND ASSOCIATES		

8 A8.Risk and Related Matters (clause 8)
F:..... V:..... T:.....

Item

9 A9.Termination of Contract (clause 9)
F:..... V:..... T:.....

Item

10 A10.Claims and Disputes (clause 10)
F:..... V:..... T:.....

Item

SECTION B: SANS 1921-1:2004 (Edition 1):
CONSTRUCTION AND MANAGEMENT
REQUIREMENTS FOR WORKS CONTRACTS:
PART 1

Refer to the scope of work for detail requirements

11 B1.Scope
F:..... V:.....
T:.....

Item

12 B2.Normative references
F:..... V:.....
T:.....

Item

Carried to Collection

Bill No. 1
PRELIMINARIES
PULANA BAXTER AND ASSOCIATES

R

13 B3.Definitions
F:..... V:.....
T:.....

Item

14 B4.Requirements for construction and management
F:..... V:.....
T:.....

Item

15 B4.1General
F:..... V:.....
T:.....

Item

16 B4.2Responsibilities for design and construction
F:..... V:.....
T:.....

Item

17 B4.3Planning, programme and method statements
F:..... V:.....
T:.....

Item

18 B4.4Quality assurance
F:..... V:.....
T:.....

Item

19 B4.5.Setting out
F:..... V:.....
T:.....
.

Item

Carried to Collection

R

Bill No. 1
PRELIMINARIES
PULANA BAXTER AND ASSOCIATES

20

B4.6.Management and disposal of water

F:..... V:.....
T:.....

Item

21

B4.7.Blasting

F:..... V:.....
T:.....

Item

22

B4.8.Works adjacent to services and structures

F:..... V:.....
T:.....

Item

23

B4.9.Management of the Works and site

F:..... V:.....
T:.....

Item

24

B4.10.Earthworks

F:..... V:.....
T:.....

Item

25

B4.11.Testing

F:..... V:.....
T:.....

Item

Carried to Collection

R

Bill No. 1
PRELIMINARIES
PULANA BAXTER AND ASSOCIATES

26 B4.12.Materials, samples and fabrication drawings

F:..... V:.....
T:.....

Item

27 B4.13.Equipment

F:..... V:.....
T:.....

Item

28 B4.14.Site establishment

F:..... V:.....
T:.....

Item

29 B4.15.Survey control

F:..... V:.....
T:.....

Item

30 B4.16.Temporary works

F:..... V:.....
T:.....

Item

31 B4.17.Existing services

F:..... V:.....
T:.....

Item

Carried to Collection

R

Bill No. 1
PRELIMINARIES
PULANA BAXTER AND ASSOCIATES

32

B4.18.Health and safety

F:..... V:.....
T:.....

Item

33

B4.19.Environmental requirements

F:..... V:.....
T:.....

Item

34

B4.20.Alterations, additions, extensions and modifications to existing works

F:..... V:.....
T:.....

Item

35

B4.21.Inspection of adjoining structures, services, buildings and property

F:..... V:.....
T:.....

Item

36

B4.22.Attendance on nominated and selected subcontractors

F:..... V:.....
T:.....

Item

SECTION C: SCOPE OF WORK in accordance with SANS 10403
(The reference to clauses refer to table B.1 of SANS 1921-1:2004)

37

C.1.Certification by recognised bodies - CLAUSE 4.4

F:..... V:.....
T:.....

Item

Carried to Collection

R

Bill No. 1
PRELIMINARIES
PULANA BAXTER AND ASSOCIATES

38 C.2.Agreement certificates - CLAUSE 4.5

F:..... V:.....
T:.....

Item

39 C.3.Other services and facilities - CLAUSE 4.8

F:..... V:.....
T:.....

Item

40 C4.Recording of weather - CLAUSE 5.2

F:..... V:.....
T:.....

Item

41 C5.Management meetings - CLAUSE 5.3

F:..... V:.....
T:.....

Item

42 C6.Daily records CLAUSE 5.6

F:..... V:.....
T:.....

Item

43 C7.Bond and guarantees - CLAUSE 5.7

F:..... V:.....
T:.....

Item

44 C8.Permits - CLAUSE 5.9

F:..... V:.....
T:.....

Item

Carried to Collection

R

Bill No. 1
PRELIMINARIES
PULANA BAXTER AND ASSOCIATES

45

C9.Proof of compliance with the law - CLAUSE 5.10

F:..... V:.....
T:.....

Item

SECTION D: SPECIFICATION DATA ASSOCIATED
WITH SANS 1921-1:2004
(Table A.1)

46

D1.Requirements for drawings, information and
calculations for which the contractor is responsible
CLAUSE 4.1.7

F:..... V:.....
T:.....

Item

47

D2.The responsibility strategy assigned to the contractor
for the works CLAUSE 4.2.1

F:..... V:.....
T:.....

Item

48

D3.The planning, programme and method statements -
CLAUSE 4.3

F:..... V:.....
T:.....

Item

49

D4.Samples of materials, workmanship and finishes -
CLAUSE 4.12.1

F:..... V:.....
T:.....

Item

Carried to Collection

R

Bill No. 1
PRELIMINARIES
PULANA BAXTER AND ASSOCIATES

50 D5.Fabrication drawings that the contractor is to provide and deliver to the employer
- CLAUSE 4.12.2

F:..... V:.....
T:.....

Item

51 D6.Office for the foreman CLAUSE 4.14.3

F:..... V:.....
T:.....

Item

52 D7.Telephone - CLAUSE 4.14.3

F:..... V:.....
T:.....

Item

53 D8.Office for inspector of works - CLAUSE 4.14.3

F:..... V:.....
T:.....

Item

54 D9.Telephone in office for inspector of works - CLAUSE 4.14.3

F:..... V:.....
T:.....

Item

55 D10.Sheds - CLAUSE 4.14.3

F:..... V:.....
T:.....

Item

Carried to Collection

R

Bill No. 1
PRELIMINARIES
PULANA BAXTER AND ASSOCIATES

56

D11.Provision and erection of signboards - CLAUSE 4.14.6

F:..... V:.....
T:.....

Item

57

D12.Termination, diversion or maintenance of existing services - CLAUSE4.17.1

F:..... V:.....
T:.....

Item

58

D13.Services which are known to exist - CLAUSE 4.17.3

F:..... V:.....
T:.....

Item

59

D14.Detection apparatus - CLAUSE 4.17.4

F:..... V:.....
T:.....

Item

60

D15.Additional health and safety requirements - CLAUSE 4.18

F:..... V:.....
T:.....

Item

SECTION E: SPECIFIC PRELIMINARIES

Section E contains specific preliminary items which apply to this contract except where "N/A" (Not Applicable) appears against the item.

Carried to Collection

R

Bill No. 1
PRELIMINARIES
PULANA BAXTER AND ASSOCIATES

61 **E1.PROPRIETARY BRANDED PRODUCTS**

The contractor shall take delivery of, handle, store, use apply and/or fix all proprietary branded products in strict accordance with the manufacturers' instruction after consultation with the manufacturer's authorised representative.

F:..... V:.....
T:.....

Item

62 **E2.OVERTIME**

Should overtime be required to be worked for any reason whatsoever, the costs of such overtime are to be borne by the Contractor unless the Engineer/Principal Agent has specifically authorised in writing, prior to the execution thereof, that costs for such overtime are to be borne by the Employer.

F:..... V:..... T:.....

Item

63 **E3.AS BUILT DRAWINGS**

The position of construction breaks and the extent of individual concrete pours are to be recorded by the Contractor on the Structural Engineer's drawings and are to be submitted to the Engineer/Principal Agent and the Structural Engineer for their records.

F:..... V:..... T:.....

Item

64 **E4.SITE INSTRUCTIONS**

Site Instructions issued on site are to be recorded in triplicate in a Site Instruction book which is to be maintained on site by the Contractor.

F:..... V:.....
T:.....

Item

Carried to Collection

R

Bill No. 1
PRELIMINARIES
PULANA BAXTER AND ASSOCIATES

65

E5.LABOUR RECORD

At the end of each week the Contractor shall provide the Engineer/Principal Agent with a written record, in schedule form, reflecting the number and description of tradesmen and labourers employed by him and all sub-contractors on the works each day.

F:..... V:.....
T:.....

Note : In the event that the contractor fails to satisfy the requirements of this specification, the Employer (Head: Public Works) may apply any of the sanctions provided in the contract. Sanctions may include the application of a financial penalty of .04% of the Contract Sum per calendar day of which the required report has not been submitted.

Item

66

E6.PLANT RECORD

At the end of each week the Contractor shall provide the Engineer/Principal Agent with a written record, in schedule form, reflecting the number, type and capacity of all plant, excluding hand tools, currently used on the works.

F:..... V:.....
T:.....

Item

67

E7.NON CESSION OF MONIES

The Contractor shall not cede nor assign his rights or claims to any monies due or to become due under this contract.

F:..... V:.....
T:.....

Item

Carried to Collection

R

Bill No. 1
PRELIMINARIES
PULANA BAXTER AND ASSOCIATES

68

E8.SECTIONAL COMPLETION

When it is required that the contract be executed in sections or portions, the tenderer shall allow for all costs in this regard as no claim for additional costs will be entertained.

F:..... V:.....
T:.....

Item

69

E9.LOCAL LABOUR

It is a general requirement of this contract that persons normally resident in the locality of the works (Local Labour) be given preference for employment on the contract. Provided, however, that should adequate and appropriate Labour not be available within the locality, others may be employed subject to satisfactory proof being provided that every reasonable endeavour has been made to employ Local Labour. The Contractor shall identify the local community leaders with the purpose of negotiating with them regarding the utilization of Local Labour in the construction process. In this regard, the Contractor shall furthermore give preference, wherever possible to the employment of single heads of households, women and youth. The Contractor shall, in general, maximize the involvement of the local community.

F:..... V:.....
T:.....

Item

70

E10.IMPORT PERMITS AND DUTIES

The responsibility for obtaining the necessary import permits shall rest with the successful Tenderer. No foreign exchange will be arranged or provided by the Administration.

Tenderers are to allow in their tenders and pay the ordinary levy imposed on imported items in terms of item 196.10 of Part 8 of Schedule No. 1 of the Customs and Excise Act, 1964 with effect from 1 October 1989.

F:..... V:.....
T:.....

Item

Carried to Collection

R

Bill No. 1
PRELIMINARIES
PULANA BAXTER AND ASSOCIATES

71

E11.CONTRACT PRICE ADJUSTMENT PROVISIONS (CPAP)

Notwithstanding anything to the contrary contained in the GCC for Construction Works 2010 2nd Edition, this Contract shall only when the Construction Period exceeds 6 months and the Contract sum exceeds R1,000,000,00 be subject to the Contract Price Adjustment Provisions Indices Application Manual for use with P0151 indices (CPAP) (Revised 1 January 2013) as published by Statistics South Africa. Tenderers are advised that with reference to Clause 3.4.6 of the Contract Price Adjustment Provisions (CPAP) Indices Applications Manual, the Head: Public Works

will not accept the submission by Tenderers of lists of additional items.

Where this contract is a Lump Sum contract, the contract will be subject to Contract Price Adjustment Provisions (CPAP) only where the contract period equals or exceeds 6 calendar months. The applicable work group shall be WG 180 for domestic buildings or WG 181 for commercial and industrial buildings.

F:..... V:.....
T:.....

Item

72

E12.EPWP CONDITIONS AND SPECIFICATIONS

12.1 EMPLOYMENT TARGETS

E12.1 a Employment Targets

The contractor needs to provide a realistic estimate on the number of jobs that the project has the potential to create throughout the project duration as the project will be implemented using labour intensive construction methods on elements where it is economical and feasible for this construction method.

No of jobs to be created = [Contractor to fill in an estimated number]

F:..... V:.....
T:.....

Item

Carried to Collection

R

Bill No. 1
PRELIMINARIES
PULANA BAXTER AND ASSOCIATES

73 E12.1 b Employment requirements

Tenderers are advised that this contract will be subject to the Expanded Public Works Program (EPWP) aimed at alleviating and reducing unemployment.

Tenderers must allow for any costs for the employment of unskilled labour as per the requirements of the EPWP program;

1. 55% of unskilled labour to be women
2. 55% of unskilled labour to be youth aged between 18 and 35 years
3. 2% of unskilled labour to be people living with disability
4. 100% Unskilled labour utilised must reside within the boundries of the Municipality Ward where this contract is executed, with preference to the local community closest or at the walking distance to the contract site. Wherever possible local skilled tradesmen are to be employed on this contract with the view to maximize utilization of local resources.

F:..... V:.....
T:.....

Item

74 E12.1 c Labour rate and payment intervals

The contractor should ensure that labour rate paid to unskilled local labour is commensurate to the daily task. When determining the rate, consideration should be given to that EPWP beneficiaries are mostly bread winners in their families, as the program intends alleviating poverty. There should also be consideration that the labour rate promotes creation of expanded number of jobs created and person days of work.

Contractors should make endeavours to ensure that labourers, particularly unskilled are remunerated on fortnight basis and prior notification be made should there be a shortfall on their wages.

The labour rate for local unskilled shall also be determined in consideration of the location of the project, i.e. for projects implemented in urbanized municipalities will not be the same as that for rural municipalities.

F:..... V:.....
T:.....

Item

Carried to Collection

R

Bill No. 1
PRELIMINARIES
PULANA BAXTER AND ASSOCIATES

75 **12.2 LABOUR INTENSIVE CONSTRUCTION METHOD**

E12.2 a Labour Intensive Construction (LIC) method

On site there must a person(s) having competency in managing and implementing LIC methods.

*Foreman @ NQF Level 4 the Unit Standard on Implementing LIC methods on site.

*Site Agent/ Managers @ NQF level 5 the Unit Standard on Manage Labour- Intensive Skills Programme both must be CETA accredited

F:..... V:.....

T:.....

Item

76 E12.2 b Labour Intensive Construction Method

Those parts of the contract to be constructed using Labour Intensive methods will be marked in the BoQ with letter LI (indicating Labour Intensive) against every item so designated. Such works will only be constructed using method so indicated.

Reference to be made to Guidelines for the implementation of Labour Intensive Infrastructure projects under EPWP. "Scope of Work in Respect of Work Relating to the Expanded Public Works Programme (EPWP)"

F:..... V:.....

T:.....

Item

77 **E12.3 RECORD KEEPING**

12.3.1 Every employer must keep in the project site office the following minutes of site progress minutes; contractors' monthly site progress reports; accurately recorded attendance register; proof of payment as means to verify authenticity of data in the EPWP Beneficiary form submitted with payment certificates. Copies of submitted EPWP beneficiary data forms should also be kept in the site office.

F:..... V:.....

T:.....

Item

Carried to Collection

R

Bill No. 1
PRELIMINARIES
PULANA BAXTER AND ASSOCIATES

78 12.3.2 The employer must keep this record for a period of at least three (3) years after the completion of the project in his/her office as the project site office would have been relocated.

This should be safely kept for job creation data verifications and periodical audits on projects conducted by National and Provincial Department of Public Works after one (1) or two (2) quarters of submitting captured EPWP Data to the National EPWP coordinating Department.

F:..... V:.....
T:.....

Item

79 **E12.4 EPWP REPORTING as per EPWP DATA FORM**

At the end of each month as part of site progress report and to be attached to every contractors' progress payment certificate; the contractor shall provide the principal agent & Public Works with a written records, as per EPWP data form; which will be reflecting, beneficiaries full name & surname; ID No and job description of labour employed by main contractor and sub-contractors on site. At the end of each month the contractor must submit the following documents to be attached to the Progress payment certificate:

1. EPWP monthly data collection form
2. Worker monthly payment upload
3. Worker monthly proof of payment i.e
 - 3.1 Acknowledgement of receipt of payment or
 - 3.2 Payslips
 - 3.3 Bank statement highlighted the workers paid
4. Worker monthly training form
5. Monthly attendance register
6. Certified copies of ID's (once off)
7. ID size photos (once off)
8. Proof of UIF
9. Proof of COIDA

Item

F:..... V:.....
T:.....

Carried to Collection

R

Bill No. 1
PRELIMINARIES
PULANA BAXTER AND ASSOCIATES

80 **E12.5 EPWP PROMOTION**
12.5.1 EPWP signage board
 EPWP Program at the project level shall always be promoted through have the projects signage board that embrace EPWP logo at the bottom, correct measurement for this signage board will be provided by the project leader during the site handing over meeting. the standard "HELVETIVA MEDUIM " letters are to be used . Professional title to be 10 mm above line . Line thickness to be 8 mm thick . Space between bottom of the line and bottom of the lettering below the line has to be 100 mm. Letter sizes are as follows : Helvetica meduim 100 mm black upper case to be for project name and owner . Helvetica meduim 75mm black upper case only to be used for professional titles.Project name and owner shall be black lettering on white background.board sizes are as follows : Board to be minomum 2000mm from ground level and to be constructed from reinforced formed chromadek panels minimum 0,6mm thick chromadek. The contractor is responsible for ensuring that the project board remains neatly and safely erected for the full duration including maintenance period,after which the project board and post are to be dismantled and handed to the client in good order.
 F:..... V:.....
 T:.....

Item

81 12.5.2 Branding of labour apparel
 Contractor & Sub-contractors' labourers shall be provided with EPWP branded Personal Protective Equipment (PPE), reflector vest with EPWP wording at the back is an ideal and cost effective means of promoting program on site. The contractor is then advised to price for both item 17.5.1 and 17.5.2
 F:..... V:.....
 T:.....

Item

82 **E12.6 COMMUNITY LIAISON OFFICER (CLO)**
UTILISATION OF A COMMUNITY LIAISON OFFICER
 In addition to the requirements of Clause E9, contained in this document;
 The Contractor shall allow for and pay any and all costs necessary for the engagement of the services of a Community Liaison Officer (CLO) for the full duration of this contract
 In the interest of providing a sound service to both the community and the Contractor, a CLO may only manage one project at a given time.
 A CLO will be identified by the local structures of the ward areas and appointed following fair and transparent

Carried to Collection

R

Bill No. 1
 PRELIMINARIES
PULANA BAXTER AND ASSOCIATES

interviewing process, to be conducted in the presence of local structures and the contractor representative, in order to assist the Contractor in the procurement of any local labour, etc. required for this project. The Contractor is to liaise with the CLO and afford him any assistance needed in ensuring sound working relations with the local community.

Key Responsibilities of the CLO are envisaged to include and not necessary be limited to:

1. Assisting local leadership in conducting skills and resources audit which facilitates sourcing labour from within the ward or targeted areas for employment, as required by contractor.
2. Assisting in sourcing labour-only domestic sub-contractors and the procurement of materials from local resources, as required by the contractor.
3. Assisting the contractor by identifying areas of potential conflict and or threats to the project or to stakeholders in the project and recommend appropriate action to the contractor.
4. Assisting contractor and stakeholders in the project in the resolution of any conflict which may arise.
5. Establishing and ensuring that sufficient and open communication channels between the contractor and the work force are maintained.
6. Establish and ensuring that efficient and open communication channels between the contractor and the community are maintained
7. Identifying and reporting to the Contractor regarding issues where communication between stakeholder is necessary, recommend courses of action and facilitate such communications
8. Assisting the Contractor and the work force in the establishment of grievance procedures and necessary recommenda-tion to the Contractor regarding the grievances and solution thereto.
9. Attending to site meetings and project implementation meetings as required by the Contractor and prepare periodic reports as may be required by the Contractor from time to time.
10. Attending to such other duties which are consistent with the functions of a CLO, as may be required by the Contractor from time to time.

Tenderers are to price twice the rate of unskilled local labour rate against this item for any and all costs arising out of compliance with the foregoing and in the event of a Tenderer failing to price against this item or making inadequate financial provision against this item for compliance as aforesaid, then no claim for costs or additional cost incurred will be entertained by the Head:

Works
F:..... V:.....
T:.....

Carried to Collection

Bill No. 1
PRELIMINARIES
PULANA BAXTER AND ASSOCIATES

R

83

E12.7 SKILLS DEVELOPMENT ON SITE

Contractor in conforming to the object of EPWP that its beneficiaries need to be capacitated with skills that will render them employable in the future. It is then the responsibility of the Contractor that mandatory life skills are provided to 100% of workforce on site and on the job training to labourers from whom the potential for further development has been identified. The latter is not mandatory to all as it covers technical skills.

Contractor should also make provision for the possibility that there might be local youth that will need to be placed on the project with an intention to be provided support towards improving their level of competency and productivity.

Contractor shall also provide all necessary on-the-job training to targeted labour to enable such labour to master and advance on techniques required to undertake the work in accordance with requirements of the contract in a manner that does not compromise workers health and safety.

F:..... V:.....

T:.....

Item

Item

Carried to Collection

R

Bill No. 1
PRELIMINARIES
PULANA BAXTER AND ASSOCIATES

84

E12.8 LABOUR ONLY Sub Contracting for local emerging enterprises

Tenderer's are advised that this contract is subject to the Expanded Public Works Programme (EPWP) and the following criteria will apply:

African Equity Ownership

a) The Tenderer is to allow for 5% of the total value of works to be undertaken by a Priority Population Group. This percentage excludes the costs of employing local unskilled labour. The allocation of this percentage from the Project, the screening of people, the selection of skills, will be for the Contractor to adjudicate.

b) The Priority Population Group consists of women, youth and disabled people.

c) The Contractor is to give first option for prospective PPG's from the surrounding areas of the Project. Should there be insufficient suitable people fitting the criteria of PPG's, the Contractor may hire people from further afield. This is to be done only after consultation with the Department of Works EPWP Co-ordinator and the Community Liaison Officer (CLO).

d) A Mentor is to be employed by the Contractor, in consultation with the Department of Works for the purposes of quality control and liaison between the Contractor and the selected PPG's on site. The mentor will be responsible for ensuring an acceptable level of quality workmanship and that such work carried out by the PPG's is executed within the time frames stipulated.

In so far as possible, the Contractor is encouraged to expand the PPG's skills, knowledge and performance levels.

F:..... V:.....
T:.....

Item

Carried to Collection

R

Bill No. 1
PRELIMINARIES
PULANA BAXTER AND ASSOCIATES

85

TENDERER'S TO NOTE CONDITIONS

- a) The contract to be entered into between the Contractor and the PPG's will be a LABOUR ONLY sub-contract.
- b) The Contractor will be responsible for ensuring that all materials for use by the PPG's in the works are to be on site timeously. The Contractor shall liaise with The Mentor and PPG to determine the nature and extent of materials required and the lead time necessary.
- c) The Contractor shall be responsible for the overall programming of the Works and he is to allow for monitoring the PPG's programme and progress.
- d) In conjunction with the Mentor, he is to allow for the supervision and mentoring (where necessary) of the PPG to ensure quality and adherence to standard building practice
- e) The Contractor is to allow for extra storage facilities on site for the PPG's tools and equipment.
- f) Basic tools shall be provided by the PPG's and where these are not available; the Contractor will supply him with the necessary tools and equipment and deduct the costs thereof from the interim claims made by the PPG.
- g) Work requiring specialized tools will be provided free of charge by the Contractor with the provision that these be returned upon completion of the Work.

CO-ORDINATION

The Contractor is to co-ordinate the work of all the PPG's, Sub-Contractors and Nominated Sub- Contractors appointed direct by the Employer in such a manner and at all times as will suit the building programme and he is to allow adequate access, for the PPG's, where required, to carry out their work in an efficient manner as no claims for extras in this connection will be entertained.

F:..... V:.....
T:.....

Item

Carried to Collection

Bill No. 1
PRELIMINARIES
PULANA BAXTER AND ASSOCIATES

R

86 ATTENDANCE

The Contractor may allow for attendance upon the PPG's concerned to execute the work. The Contractor is to allow the PPG's the use of any scaffolding belonging to him while it remains so erected on the site.

Where scaffolding is necessary for the use by any PPG and the Contractor has not erected any for his own use or has removed same after his own use, the Contractor shall supply sufficient scaffolding to the PPG to be erected and dismantled by the PPG and returned to the Contractor.

This attendance upon PPG's to execute the work is to include for the scaffolding provisions as aforesaid and, in addition, is to include for co-operating to the fullest extent with all the parties, attending on off-loading materials, providing suitable storage for tools and materials used by the PPG's, use of general facilities such as latrines, etc., supply and cost of power, lighting, water and the like.

F:..... V:.....
T:.....

Item

87 **E12.9 EPWP CONTRACT FOR LABOUR**

It is compulsory that shortly after the contractor and or sub contractor has appointed local labour, the employment contract should be signed by both parties, prior to commencement with works on site. The employment contract forms part of the Ministerial Determination or from the regional EPWP officials. Each contract will lapse at the end of each financial year therefore requiring the Contractor to do a renewal of each contract should the need of employment still exist for that particular labourer.

F:..... V:.....
T:.....

Item

Carried to Collection

R

Bill No. 1
PRELIMINARIES
PULANA BAXTER AND ASSOCIATES

Bill No. 1

PRELIMINARIES

COLLECTION

Total Brought Forward from Page No.

**Page
No**

Amount

1

2

3

4

5

6

7

8

9

10

11

12

13

14

15

16

17

18

19

20

21

Carried Forward

R

Bill No. 1

PRELIMINARIES

PULANA BAXTER AND ASSOCIATES

Bill No. 1

PRELIMINARIES

COLLECTION

**Page
No**

Amount

Brought Forward

R

Total Brought Forward from Page No.

22

23

24

25

Carried to Summary

R

Bill No. 1

PRELIMINARIES

PULANA BAXTER AND ASSOCIATES

Item No		Quantity	Rate	Amount
	<u>BILL NO. 2</u>			
	<u>EARTHWORKS</u>			
	<u>SUPPLEMENTARY PREAMBLES</u>			
	<u>EXCAVATION, FILLING</u>			
	<u>EXCAVATIONS</u>			
	<u>Excavation in compacted earth not exceeding 2m deep</u>			
1	Trenches	m3	1,029	
	<u>Extra over trench and hole excavation in earth for excavation in</u>			
2	Soft rock	m3	86	
3	Hard rock	m3	61	
	<u>Extra over all excavation for carting away</u>			
4	Load surplus or unsuitable material from spoil heaps and cart away to a dumping site to be located by the contractor	m3	602	
	<u>Risk of collapse in excavations</u>			
5	Risk of collapse to sides of trench, etc excavations not exceeding 1.50m deep	m2	3,146	
	<u>Keeping excavations free of water</u>			
6	Allow for keeping excavations free from water		Item	
	<u>FILLING</u>			
	Carried to Collection			R
	Bill No. 2 EARTHWORKS PULANA BAXTER AND ASSOCIATES			

	<u>Earth filling obtained from excavation and/or prescribed stock piles on site, compacted to 95% Mod AASHTO density</u>		
7	Backfilling to trenches and holes	m3	427
	<u>Compaction of surfaces</u>		
8	Scarify in-situ material to a depth of 300mm and compact to 90% Mod AASHTO density	m2	1,894
	<u>G7 material in accordance with SABS 1200 DM compacted to 95% Mod AASHTO density</u>		
9	Under floors	m3	374
	<u>Sabunga filling</u>		
10	Approved sabunga filling supplied by the contractor and compacted in layers under floors to 98 % Mod AASHTO density	m3	374
	<u>River sand</u>		
11	50mm Layer of approved river sand supplied by the contractor under floors, etc	m3	67
	<u>Prescribed density tests on filling</u>		
12	Modified AASHTO density test on filling	No	26
	<u>SOIL POISONING</u>		
	<u>Soil insecticide in accordance with SANS 5859</u>		
13	Under floors including forming and poisoning shallow furrows against foundation walls, filling in furrows and ramming	m2	1,894
14	To bottoms and sides of trenches and holes	m2	3,242

Carried to Collection

R

Bill No. 2
EARTHWORKS
PULANA BAXTER AND ASSOCIATES

Bill No. 2

EARTHWORKS

COLLECTION

Total Brought Forward from Page No.

**Page
No**

28

29

Amount

Carried to Summary

R

Bill No. 2
EARTHWORKS
PULANA BAXTER AND ASSOCIATES

Item No	Quantity	Rate	Amount
<u>BILL NO. 3</u>			
<u>CONCRETE, FORMWORK AND REINFORCEMENT</u>			
<u>SUPPLEMENTARY PREAMBLES</u>			
<u>General</u>			
<p>The Concrete works shall be in accordance with the Engineer's specifications as per Annexures "Part D.9 - Concrete Specifications" and "Part D.10 - Industrial Floor Specifications" appended hereto.</p>			
<p>The Contractor is to notify the Principal Agent immediately if a conflict between the Engineer's Specification, Architectural Drawings and/or these Bills of Quantities are found.</p>			
<p>The quantities are provisional and will be re-measured upon completion of the works. The Contractor shall not use these quantities for ordering of materials. The Contractor must immediately notify the Quantity Surveyor if discrepancies are found between the quantities and/or descriptions in these Bills of Quantities and the Contractor's quantities measured from construction drawings and specifications.</p>			
<p>Components cast against excavated surfaces have not been measured or described separately and the Contractor is to ensure adequate allowance for casting against excavated surfaces are made within the relevant items.</p>			
<p>Concrete</p>			
<p>Reinforced concrete for production and warehouse areas to have a 28 day flexural strength of 4.5Mpa</p>			
<p>All exposed sharp corners to be chamfered 25 x 25mm unless otherwise indicated</p>			
<p><u>Cost of tests</u></p>			
<p>The costs of making, storing and testing of concrete test cubes as required under clause 7 "Tests" of SABS 1200 G shall include the cost of providing cube moulds</p>			
<p>Carried to Collection</p>			
<p>Bill No. 3 CONCRETE, FORMWORK AND REINFORCEMENT PULANA BAXTER AND ASSOCIATES</p>			R

necessary for the purpose, for testing costs and for submitting reports on the tests to the principal agent. The testing shall be undertaken by an independent firm or institution nominated by the contractor to the approval of the principal agent. (Test cubes are measured provisionally and separately)

Formwork

Descriptions of formwork shall be deemed to include use and waste only (except where described as "left in" or "permanent"), for fitting together in the required forms, wedging, plumbing and fixing to true angles and surfaces as necessary to ensure easy release during stripping and for reconditioning as necessary before reuse

The vertical strutting shall be carried down to such construction as is sufficiently strong to afford the required support without damage and shall remain in position until the newly constructed work is able to support itself

Formwork to soffits of solid slabs shall be deemed to be to slabs not exceeding 250mm thick unless otherwise described

Formwork to soffits of slabs and beams shall be deemed to be propped up exceeding 1,5m and not exceeding 3,5m high unless otherwise described

Formwork to sides of bases, pile caps, ground beams will only be measured where it is prescribed by the engineer for design reasons. Formwork necessitated by irregularity or collapse of excavated faces will not be measured and the cost thereof shall be deemed to be included in the allowance for taking the risk of collapse of the sides of the excavations, provision for which is made in "Earthworks"

Finishing

Finishing the surfaces of surface beds and slabs level and smooth to receive screed, grano or any other finish are deemed to be included in the rate for the surface bed or slab.

Mesh reinforcement

Mesh reinforcement is measured net, contractor to take

Carried to Collection

Bill No. 3
CONCRETE, FORMWORK AND REINFORCEMENT
PULANA BAXTER AND ASSOCIATES

R

	consideration of lapping		
	<u>UNREINFORCED CONCRETE CAST ON/IN FORMWORK</u>		
	<u>15MPa Cement concrete In:</u>		
1	Surface blinding under footings and bases	m3	71
	<u>REINFORCED CONCRETE CAST AGAINST EXCAVATED SURFACES</u>		
	<u>30MPa/20mm Cement concrete</u>		
2	Footings cast against excavated surfaces	m3	271
	<u>30MPa/20mm Cement Concrete</u>		
3	Surface beds cast in panels	m3	228
	<u>TEST CUBES</u>		
	All tests done by "Ready mix" supplier must be made available free of cost to the Engineer for approval. If the Engineer deems it necessary he will order supplementary tests to be done by an independent laboratory as measured below.		
4	Making and testing 150 x 150 x 150mm concrete strength test cube (Provisional)	No	16
	<u>REINFORCED CONCRETE SLABS, COLUMNS, BEAMS ETC.</u>		
	<u>25MPa/20mm cement concrete</u>		
5	<u>Slabs</u>	m3	53
	<u>REINFORCEMENT</u>		
6	Varying diameters in concrete slabs	t	9
	<u>CONCRETE SUNDRIES</u>		

Carried to Collection

R

Bill No. 3
CONCRETE, FORMWORK AND REINFORCEMENT
PULANA BAXTER AND ASSOCIATES

	<u>Finishing top surfaces of concrete smooth with a wood float</u>		
7	Surface beds, slabs, etc	m2	2,077
	<u>SMOOTH AND FAIR FORMWORK (DEGREE OF ACCURACY II)</u>		
	<u>Smooth formwork to soffits</u>		
8	Slabs not exceeding 250mm thick propped to height not exceeding 3,5m	m2	183
	<u>Smooth formwork to the sides</u>		
9	Slabs not exceeding 250mm thick propped to height not exceeding 3,5m	m2	125
	<u>REINFORCEMENT</u>		
	<u>Provision for mild steel and high tensile steel reinforcement</u>		
10	Varying diameters in bases and structural concrete work	t	41
	<u>Fabric Reinforcement</u>		
11	Type 193 fabric reinforcement in concrete surface beds	m2	1,669
	<u>MOVEMENT JOINTS</u>		
	<u>Isolation joints formed of 20 x 12mm deep silicone sealant, backing rope and closed cell polyurethane joint former</u>		
12	Between concrete surface bed and/or raft foundation and brick walls.	m	63
13	Between concrete surface bed and/or raft foundation and concrete columns.	m	42
	<u>Saw-cut joints</u>		
14	3 x 50mm deep Saw-cut joints in top of concrete filled with an approved semi-rigid sealer	m	72

Carried to Collection

Bill No. 3
CONCRETE, FORMWORK AND REINFORCEMENT
PULANA BAXTER AND ASSOCIATES

R

Bill No. 3

CONCRETE, FORMWORK AND REINFORCEMENT

COLLECTION

Total Brought Forward from Page No.

**Page
No**

31

32

33

34

Amount

Carried to Summary

R

Bill No. 3

CONCRETE, FORMWORK AND REINFORCEMENT

PULANA BAXTER AND ASSOCIATES

Item No		Quantity	Rate	Amount
	<u>BILL NO. 4</u>			
	<u>MASONRY</u>			
	<u>BRICKWORK</u>			
	<u>FOUNDATIONS</u>			
	<u>Brickwork of NFX bricks (14MPa nominal compressive strength) in class II mortar</u>			
1	One brick wall	m2	597	
2	Half brick wall	m2	207	
	<u>SUPERSTRUCTURE</u>			
	<u>Brickwork of "COROBRIK" nominal compressive strength 7 MPa imperial NFP bricks in class one mortar</u>			
3	One brick wall	m2	3,369	
4	Half brick wall	m2	1,455	
5	Half brick wall in beamfilling	m2	84	
	<u>BRICKWORK SUNDRIES</u>			
	<u>Bagging of 1:6 cement and sand mixture</u>			
6	<u>In walls</u>	m2	3,082	
	<u>Brickwork reinforcement</u>			
7	75mm wide reinforcement built in horizontally	m	4,334	
8	150mm wide reinforcement built in horizontally	m	10,223	
	<u>Prestressed fabricated concrete lintels including necessary temporary supports</u>			
9	110 x 75mm lintels in lengths n.e 3m	m	443	
	Carried to Collection			R
	Bill No. 4 MASONRY PULANA BAXTER AND ASSOCIATES			

	<u>Air bricks etc</u>		
10	200 x 200mm Terra-cotta vermin proofed air bricks	No	14
	<u>FACE BRICKWORK</u>		
	<u>Facings Formed Of Selected Face Bricks Pointed With Flush Pointed And Rounded Horizontal And Vertical Joints (Provide The Prime Cost Sum Of R 3000.00/1000 For Supply And Delivery Of Facebricks)</u>		
11	Extra over brickwork for faced brickwork	m2	3,082
12	<u>Facebrick on flat cut header course</u>	m	328
13	200mm Wide cut facebrick on edge sill sloping and slightly projecting	m	222

Carried to Collection

R

Bill No. 4
MASONRY
PULANA BAXTER AND ASSOCIATES

Bill No. 4
MASONRY
COLLECTION

**Page
No**

Amount

Total Brought Forward from Page No.

36
37

Carried to Summary

R

Bill No. 4
MASONRY
PULANA BAXTER AND ASSOCIATES

Item No		Quantity	Rate	Amount
	<u>BILL NO. 5</u>			
	<u>WATERPROOFING</u>			
	<u>SUPPLEMENTARY PREAMBLES</u>			
	<u>General</u>			
	The quantities are provisional and will be re-measured upon completion of the works. The Contractor shall not use these quantities for ordering of materials. The Contractor must immediately notify the Quantity Surveyor if discrepancies are found between the quantities and/or descriptions in these Bills of Quantities and the Contractor's quantities measured from construction drawings and specifications.			
	Waterproofing of roofs, basements shall be laid under a ten year guarantee. Waterproofing to roofs shall be laid to even falls to outlets with necessary ridges, hips and valleys. Descriptions of sheet or membrane waterproofing shall be deemed to include additional labour to turn-ups and turn-downs			
	<u>Waterproofing</u>			
	<u>DAMPPROOFING OF WALLS AND FLOORS</u>			
	<u>One layer of 375 micron "CONSOL Plastics brickgrip DPC" embossed damp proof course</u>			
1	In Walls	m2	286	
	<u>One layer 250 micron green polyethylene waterproof sheeting (SANS 952-1985 type C) sealed at laps with PVC self adhesive tape</u>			
2	Under surface beds including turn ups and ground beams	m2	1,894	
	<u>WATERPROOFING TO ROOFS</u>			
Carried to Collection				R
Bill No. 5 WATERPROOFING PULANA BAXTER AND ASSOCIATES				

	<u>Waterproofing to screeds (elsewhere) on exposed roof slabs comprising of one layer "abe.r Unigum MS" dual reinforced mineral surface waterproofing membrane, fully bonded by means of "torched on fusion", with 100mm side laps and 150mm end laps, all in accordance with manufacturers technical specifications and applications manual. All surfaces to be clean dry, sound and free of oil and laitance. Waterproofing to be installed by an approved contractor under a ten year guarantee.</u>			
3	On Roof Slabs	m2	130	
4	Additional membranes, fillets and sealing at turn ups and turn downs.	m	55	
	<u>One layer "Bituthene 3000 " waterproofing</u>			
5	Sealing edges to brickwork	m	3,082	
	<u>SEALANTS</u>			
	<u>Silicone Sealant</u>			
6	Silicone sealant in filling to 3 x 40mm saw cut joint (Provisional)	m	72	
	<u>10x10 Polysulphide Sealant</u>			
7	Under window cills in accordance with the architects drawings and specifications .Note that sealants around windows are included with the windows under metal work	m	222	
8	Vertically at jambs	m	53	

Carried to Collection

Bill No. 5
WATERPROOFING
PULANA BAXTER AND ASSOCIATES

R

Bill No. 5

WATERPROOFING

COLLECTION

Total Brought Forward from Page No.

**Page
No**

39

40

Amount

Carried to Summary

R

Bill No. 5
WATERPROOFING
PULANA BAXTER AND ASSOCIATES

Item No		Quantity	Rate	Amount
	<u>BILL NO.6</u>			
	<u>ROOF COVERINGS AND CLADDINGS</u>			
	<u>SUPPLEMENTARY PREAMBLES</u>			
	The Contractor is to provide and allow in his price for the provision of a 10 years "weathering and non-peeling warranty" as well as a 20 years "Non-perforation warranty".			
	The Contractor is to confirm the sizes for flashings and accessories and to ensure that their rates are for flashings and accessories that are in accordance with the manufacturer's requirements.			
	The quantities are provisional and will be re-measured upon completion of the works. The Contractor shall not use these quantities for ordering of materials. The Contractor must immediately notify the Quantity Surveyor if discrepancies are found between the quantities and/or descriptions in these Bills of Quantities and the Contractor's quantities measured from construction drawings and specifications.			
	All flashing finish to match sheeting finish			
	<u>PROFILED METAL SHEETING AND ACCESSORIES</u>			
	<u>0,6mm KLIPLOK 700 galvanised roof sheeting with chromadeck paint finish colour one side: eagle white, on 4mm alucushion foilwhite on timber purlins and on timber roof trusses all by specialist. Roof pitch 15 degrees. Roof sheeting sample to be provided for architects approval</u>			
1	Roof covering with pitches not exceeding 25 degrees	m2	3,049	
2	Mono-pitched roof covering in single lengths not exceeding 13m.	m2	17	
	Carried to Collection			
	Bill No. 6 ROOF COVERING AND CLADDING PULANA BAXTER AND ASSOCIATES			R

3	Mono-pitched roof covering but in single lengths exceeding 13m.	m2	45	
4	Mono-pitched roof covering in lengths exceeding 13m in parking bays	m2	274	
5	Ridge Capping	m	252	
6	Hip Capping	m	6	
7	Valleys	m	79	
8	0.58mm Thick galvanised AZ275 steel ridge popular flashing fixed with S10 clips	m	184	
<u>ROOF VENTILATORS</u>				
<u>Manufactured by "Approved Supplier"</u>				
9	Fire-x 1620G Lumina vertical mounted natural smoke ventilators manufactured in chromadek material with 93 degree celsius fusible links overriding activation system. Complete with bird proofing	No	8	
10	Fire-x vertical type FXV-11 (2.0 x 1.395h) vertical mounted louvered smoke ventilators manufactured in chromadek material. Ventilators factory fitted with 93 degree celsius fusible links overriding activation system.	No	8	
<u>ROOF AND WALL INSULATION</u>				
<u>60mm thick Lambdaboard flexible faced polyisocyanurate(PIR) insulation board manufactured on a continuous laminating line, with matt mineral coated fiberglass tissue</u>				
11	Insulation sheeting laid over purlins/girts	m2	2,354	
Carried to Collection				R
Bill No. 6 ROOF COVERING AND CLADDING PULANA BAXTER AND ASSOCIATES				

Bill No. 6

ROOF COVERING AND CLADDING

COLLECTION

Total Brought Forward from Page No.

**Page
No**

42

43

Amount

Carried to Summary

R

Bill No. 6

ROOF COVERING AND CLADDING

PULANA BAXTER AND ASSOCIATES

Item No	Quantity	Rate	Amount
<u>BILL NO. 7</u>			
<u>CARPENTRY AND JOINERY</u>			
<u>SUPPLEMENTARY PREAMBLES</u>			
<u>General</u>			
<p>The quantities are provisional and will be re-measured upon completion of the works. The Contractor shall not use these quantities for ordering of materials. The Contractor must immediately notify the Quantity Surveyor if discrepancies are found between the quantities and/or descriptions in these Bills of Quantities and the Contractor's quantities measured from construction drawings and specifications.</p>			
<u>Fixing</u>			
<p>Items described as "nailed" shall be deemed to be fixed with hardened steel nails or pins, or to be shot-pinned, to brickwork or concrete</p>			
<p>Items described as "plugged" shall be deemed to include screwing to fibre, plastic or metal plugs at not exceeding 500mm centres, and where described as "bolted", the bolts have been given elsewhere</p>			
<u>Joinery</u>			
<p>Descriptions of frames shall be deemed to include frames, transomes and rails</p>			
<p>Descriptions of hardwood joinery shall be deemed to include sinking and pelleting heads and nuts of bolts</p>			
<u>Fire doors</u>			
<p>Fire doors are to be in accordance with SANS 1253</p>			
<u>ROOFS</u>			
Carried to Collection			
Bill No. 7 CARPENTRY AND JOINERY PULANA BAXTER AND ASSOCIATES			
		R	

The Following Trusses Shall Be "Gangnail" Or Other Approved Engineering Designed Roof Trusses Manufactured From Sawn S.A. Pine At Average 1200mm Centres To Support Concrete Roof Tiles With 12.5mm "Rhinoboard" Ceilings Under, Including Hoisting And Fixing In position Approximately 6.00m Above Floor Level (Structural Engineers Certificate To Be Supplied With Trusses And Upon Completion Of Installation To Confirm That Installation Complies With Original Design)

1	Double pitch truss 15 degree pitch 19.80m span with 0.8m overhang on both sides (Note - rafter member to be 38 x 152mm)	No	28
2	Double pitch truss 15 degree pitch 13.80m span with 0.80m overhang on both sides (Note - rafter member to be 38 x 152mm)	No	26
3	Double pitch truss 15 degree pitch 12.16m span with 0.80m overhang on both sides (Note - rafter member to be 38 x 152mm)	No	37
4	Double pitch truss 15 degree pitch 11.06m span with 0.80m overhang on both sides (Note - rafter member to be 38 x 152mm)	No	16
5	Double pitch truss 15 degree pitch 9.03m span with 0.80m overhang on both sides (Note - rafter member to be 38 x 152mm)	No	39
6	Double pitch truss 15 degree pitch 6.63m span with 0.80m overhang on both sides (Note - rafter member to be 38 x 152mm)	No	28
7	Double pitch truss 15 degree pitch 3.80m span with 0.80m overhang on both sides (Note - rafter member to be 38 x 152mm)	No	27
8	Double pitch truss 15 degree pitch 2.86m span with 0.80m overhang on both sides (Note - rafter member to be 38 x 152mm)	No	20

Carried to Collection

R

Bill No. 7
CARPENTRY AND JOINERY
PULANA BAXTER AND ASSOCIATES

<u>Sawn softwood</u>		
9	25 x 304mm Valley boarding	m 79
10	38 x 114mm Wall plates	m 400
11	50 x 75mm Purlins	m 3,724
12	38 x 114mm Bracing (Provisional)	m 903
13	Hurricane clip fixed using nails or bolts through pre-drilled holes (Provisional)	No 1,635
<u>Wrot softwood</u>		
14	75 x 228mm beam	m 156
<u>EAVES, VERGES, ETC</u>		
<u>Fibre-cement</u>		
15	12 x 225mm medium density fibre-cement fascia board three times drilled, and brass screwed to and including 38 x 50 x 114mm long S.A. Pine cleats twice brass screwed to rafter foot including galvanised steel H-Profile jointing strips, screws, holes etc.	m 448
16	80 x 275mm Barge Board	m 184
<u>DOORS</u>		
<u>Timber solid core flush panel door hung to steel frames</u>		
17	D2 - 813 x 2032 x 40mm solid core timber single door with a 250 x 500mm viewing panel ready to receive ironmongery and painting (measured elsewhere)	No 5
18	D3 - 813 x 2032 x 40mm solid core timber single door ready to receive ironmongery and painting (measured elsewhere), complete	No 14
19	D4 - 813 x 2032 x 40mm solid core timber single door with a 150mm undercut ready to receive ironmongery and painting (measured elsewhere)	No 10

Carried to Collection

R

Bill No. 7
CARPENTRY AND JOINERY
PULANA BAXTER AND ASSOCIATES

20	D6 - 813 x2032 x 40mm solid core timber door ready to receive ironmongery and painting (measured elsewhere), complete	No	6	
21	D7 - 930 x2032 x 40mm solid core timber door ready to receive ironmongery and painting (measured elsewhere)	No	1	
22	D9 - 1260(855+395) x2032 x 40mm solid core timber double swing. 1 1/2 doors with 250 x 500mm safety glazing viewing panel ready to receive ironmongery and painting (measured elsewhere)	No	4	
23	D10 - 813 x2032 x 40mm solid core timber single door ready to receive ironmongery and painting (measured elsewhere)	No	10	
24	D11 - 930 x2032 x 40mm solid core timber door ready to receive ironmongery and painting (measured elsewhere)	No	4	
25	D13 - 813 x 2032 x 40mm solid core timber single door with a 250 x 500mm viewing panel ready to receive ironmongery and painting (measured elsewhere)	No	1	
26	D14 - 1260(855+395) x2032 x 40mm solid core timber double swing. 1 1/2 doors with 250 x 500mm safety glazing viewing panel ready to receive ironmongery and painting (measured elsewhere)	No	11	
27	D15 - 813 x 2032 x 40mm solid core timber single door ready to receive ironmongery and painting (measured elsewhere), complete	No	2	
28	D16 - 813 x 2032 x 40mm solid core timber door ready to receive ironmongery and painting (measured elsewhere), complete	No	5	
29	D17 - 813 x 2032 x 40mm solid core timber single door ready to receive ironmongery and painting (measured elsewhere), complete	No	13	
30	D18 - 813 x 2032 x 40mm solid core timber door with 250 x 500mm viewing panel ready to receive ironmongery and painting (measured elsewhere), complete	No	2	
Carried to Collection				
Bill No. 7 CARPENTRY AND JOINERY PULANA BAXTER AND ASSOCIATES				R

31	D19 - 1710 x 2032 x 40mm solid core timber double door with 250 x 500mm safety viewing panels ready to receive ironmongery and painting (measured elsewhere), complete	No	1
32	D20 - 813 x 2032 x 40mm solid core timber door ready to receive ironmongery and painting (measured elsewhere)	No	8
<u>JOINERY SUNDRIES</u>			
33	SED - 1200 x 1050mm purpose made glass swing double door	No	1
34	FCD - 950 x1200mm purpose made cupboard double doors	No	1
35	BCD - 1250 x 2100mm purpose made cupboard double doors	No	5

Carried to Collection

Bill No. 7
CARPENTRY AND JOINERY
PULANA BAXTER AND ASSOCIATES

R

Bill No. 7

CARPENTRY AND JOINERY

COLLECTION

Total Brought Forward from Page No.

**Page
No**

Amount

45

46

47

48

49

Carried to Summary

R

Bill No. 7

CARPENTRY AND JOINERY

PULANA BAXTER AND ASSOCIATES

Item No	Quantity	Rate	Amount
<p><u>CEILINGS, PARTITIONS AND ACCESS FLOORING</u></p>			
<p><u>SUPPLEMENTARY PREAMBLES</u></p>			
<p><u>General</u></p>			
<p>The relevant SABS standards of work must be applied to all aspects and components of the works</p>			
<p>Ceiling sub-structural system to engineers detail</p>			
<p><u>Fixing</u></p>			
<p>Items described as "nailed" shall be deemed to be fixed with hardened steel nails or pins, or to be shot-pinned, to brickwork or concrete</p>			
<p>Items described as "plugged" shall be deemed to include screwing to fibre, plastic or metal plugs at not exceeding 500mm centres, and where described as "bolted", the bolts have been given elsewhere</p>			
<p><u>Ceilings</u></p>			
<p>Unless otherwise described ceilings shall be deemed to be horizontal</p>			
<p><u>Proprietary suspended ceilings</u></p>			
<p>Hangers, suspension grids, "lay-in" panels are to be in accordance with the manufacturers' recommendations</p>			
<p>Electric light fittings, diffusers, panels generally are "lay in" units of the same dimensions as the suspension grid described and allowance shall be made accordingly for their support, inclusive of any flexibility in setting out that may be required (ceiling panels have not been deducted and pricing shall take cognisance thereof)</p>			
<p><u>Flush plastered gypsum plasterboard suspended ceilings</u></p>			
<p>Ceilings shall comprise 10,2mm gypsum plasterboard boards screwed to and including screw-up suspension grid consisting of main tees at 1 200mm centres and</p>			
<p>Carried to Collection</p>			
<p>Bill No. 8 CEILING, PARTITIONS AND ACCESS FLOORING PULANA BAXTER AND ASSOCIATES</p>			
		R	

galvanised steel capped cross tees at 400mm centres and with tape fixed over joints and the whole finished with gypsum plaster trowelled to a smooth polished surface

The grid shall be suspended by means of galvanised steel L-section hangers at suitable centres, securely shot-pinned or screwed to concrete, steel or wood

Bulkheads shall comprise galvanised steel studding of 63,5mm top and bottom tracks with vertical studs at maximum 400mm centres, pop-riveted to the top and bottom tracks with similar additional vertical studs as necessary at abutments, ends and covered as described with plasterboard screwed to studding with drywall screws at maximum 300mm centres. Boards shall be butt jointed and finished with tape and jointing compound and the whole finished with gypsum plaster trowelled to a smooth polished surface to the thickness recommended by the manufacturer

Flush plastered gypsum plasterboard suspended bulkheads

Descriptions shall be deemed to include any additional studs at ends and intersections, corner beads, cornices at junctions with ceilings, jointing compound, tape

Bulkheads

Bulkheads are defined as those portions of ceilings which are stepped down from the general ceiling level in a particular room or area and which generally occur along the perimeter. Their purpose is either to conceal services or to create architectural features

Bulkheads have only been described as such where they conform to the above definition and where the horizontal or vertical dimensions do not exceed 1 200mm. Where these dimensions are more than 1 200mm such portions of ceilings have been included in the appropriate general items of ceilings

Unless otherwise described bulkheads shall be deemed to be horizontal along the length

Steel components

All steel components for ceilings, partitions are to be galvanised in accordance with SANS 121

Carried to Collection

Bill No. 8
CEILING, PARTITIONS AND ACCESS FLOORING
PULANA BAXTER AND ASSOCIATES

R

NAILED UP CEILINGS

12,5mm Plasterboard ceiling

1	C1- BPB secured to 50 x 50mm brandering at 400mm CCs plastered and painted 1 undercoat and 2 final coats, PVA	m2	996
2	New 1200 x 600 x 15mm "DAIKEN CONSTELLATION"square edge ceiling tiles "ÇKM Smart Exposed Tee Grid System".	m2	461
3	Form trap door complete size 600x600mm	No	25

Gypsum cornices to ceilings

4	E1- 90mm wide coved gypsum cornice to brandering with 38mm galvanised clout nails at 300mm maximum centres.	m	1,537
---	---	---	-------

Non-combustible polyester thermal insulation of a
density of not less than 10kg/m3

5	100mm thick Aerolite Insulation or any other approved in blanket form closely fitted and laid on above ceiling boards	m2	1,667
---	---	----	-------

ACCESS FLOORING

Carried to Collection

R

Bill No. 8
CEILING, PARTITIONS AND ACCESS FLOORING
PULANA BAXTER AND ASSOCIATES

6	<p><u>Raised access flooring</u></p> <p>400mm x 400mm x 32mm - 36mm steel cementitious panel with an epoxy coated finish in a universal stringer raised access floor system the stringer must have a plastic gasket to absorb sound. the panel must be finished with a 1,50mm anti-static high-pressure laminate finish with an integral trim edge. the raised access floor system must have a steel under-structure construction with the steel base having a 22,50mm x 22,50mm x 1.5mm or 1,6mm square tubular construction and a base plate of a minimum of 100mm x 100mm x 1,60mm all under structure components must be electro galvanised. the raised access floor (type 2 or class b for computer rooms, network & patch rooms) must comply and exceed the requirements of sabs 1549: 93 the access floor assembly must be suitably designed to accommodate a finish floor height to be confirmed on site above the concrete sub-floor. the concrete sub-floor should be sealed with a dust proof sealer. supplier: pentafloor</p>	m2	22	
7	<p><u>Sundries</u></p> <p>Vacuum cleaning the floor void after installation of services</p>	m2	22	
Carried to Collection				R
<p>Bill No. 8 CEILING, PARTITIONS AND ACCESS FLOORING PULANA BAXTER AND ASSOCIATES</p>				

Bill No. 8

CEILING, PARTITIONS AND ACCESS FLOORING

COLLECTION

Total Brought Forward from Page No.

**Page
No**

51

52

53

54

Amount

Carried to Summary

R

Bill No. 8
CEILING, PARTITIONS AND ACCESS FLOORING
PULANA BAXTER AND ASSOCIATES

Item No		Quantity	Rate	Amount
	<u>BILL NO. 10</u>			
	<u>FLOOR COVERINGS, WALL LININGS</u>			
	<u>SUPPLEMENTARY PREAMBLES</u>			
	<u>General</u>			
	The relevant SABS standards of work must be applied to all aspects and components of the works			
	<u>Fixing</u>			
	Floor coverings, wall linings shall, where applicable, be fixed with adhesive as recommended by the manufacturers of the flooring, linings			
	<u>FLOOR COVERINGS</u>			
	<u>2.5mm Fully flexible PVC sheet flooring with a monolayer and homogeneous construction, directional duotone marbled design & PUR reinforcement</u>			
1	F1 - Vinyl Flooring on floors	m2	1,199	
	<u>300 x 300 x8.5mm full bodied Porcelain Tiles in compliance with UPEC specification with joints of 3mm. Colour to be uniform light colour.</u>			
	<u>4mm Epoxy seamless slip resistant or 4mm matt polyurethane floor finish</u>			
2	F3 - Epoxy on floors	m2	76	
	<u>Artificial lawn on well prepared granolithic floor finish</u>			
3	F4 - Artificial lawn on floors	m2	25	
	<u>SKIRTINGS AND NOSINGS</u>			
	<u>70mm FLOORWORX Coved Vinyl skirting, colour to match.</u>			
4	S1 - Vinyl coved skirting	m	1,203	
	Carried to Collection			R
	Bill No. 9 FLOOR COVERINGS AND WALL LININGS PULANA BAXTER AND ASSOCIATES			

5	<u>75mm high coved FLOWCRETE Epoxy skirting</u> F6 - Epoxy skirting	m	97	
---	--	---	----	--

Carried to Collection

Bill No. 9
FLOOR COVERINGS AND WALL LININGS
PULANA BAXTER AND ASSOCIATES

R

Bill No. 9

FLOOR COVERINGS AND WALL LININGS

COLLECTION

Total Brought Forward from Page No.

**Page
No**

56

57

Amount

Carried to Summary

R

Bill No. 9

FLOOR COVERINGS AND WALL LININGS

PULANA BAXTER AND ASSOCIATES

Item No	Quantity	Rate	Amount
<u>BILL NO. 11</u>			
<u>IRONMONGERY</u>			
<u>SUPPLEMENTARY PREAMBLES</u>			
<u>General</u>			
<p>The quantities are provisional and will be re-measured upon completion of the works. The Contractor shall not use these quantities for ordering of materials. The Contractor must immediately notify the Quantity Surveyor if discrepancies are found between the quantities and/or descriptions in these Bills of Quantities and the Contractor's quantities measured from construction drawings and specifications.</p>			
<p>The Contractor is to ensure that ironmongery not measured in this section are priced with the doors and/or windows measured elsewhere and as detailed on the Architect's drawings. For clarity;</p> <ul style="list-style-type: none"> - D01 (3 No) are specialist transformer room door and all ironmongery is included with the door in the Metalwork bill, - Six (6 No) of the D02 doors are re-used and all ironmongery associated therewith are included in the Carpentry & Joinery bill, - One (1 No) of the D02 doors is new and the ironmongery thereof is measured in this Ironmongery bill, - D03 is a specialist gate and all ironmongery except the padlock is included with the door and frame in the Metalwork bill, - D04 is a specialist door and all ironmongery is included with the door and frame in the Metalwork bill, - W01 are aluminium windows and all ironmongery is included with the windows in the Metalwork bill, 			
<u>Proprietary items</u>			
<p>Where applicable the manufacturers' names or product catalogue titles are given in sub-headings preceding the items</p>			
<p>Prices are to be based on the specific products/articles specified. If tenderers wish to offer alternative</p>			
Carried to Collection			
Bill No. 10 IRON MONGERY PULANA BAXTER AND ASSOCIATES			R

products/articles for certain items, these items are to be clearly marked and the alternative specification given with supporting brochures clarifying the features of the products/articles offered

On request returnable samples are to be provided to the principal agent for consideration

Finishes to ironmongery

Where applicable finishes to ironmongery are indicated by suffixes in accordance with the following list:

- BS Satin bronze lacquered
- CH Chromium plated
- SC Satin chromium plated
- SE Silver enamelled
- GE Grey enamelled
- AN Anodised natural
- AS Anodised silver
- AB Anodised bronze
- AG Anodised gold
- ABL Anodised black
- PB Polished brass
- PL Polished and lacquered
- PT Epoxy coated
- SD Sanded

HINGES AND BOLTS

Hinges and bolts by manufacturer

1	1 pair butt hinges	No	10
2	1 & 1/2 pair butt hinges	No	90
3	3 pair butt hinges	No	27
4	Indicator bolt	No	15
5	Flushbolt to one leaf at the top only	No	28

HANDLES

Carried to Collection

Bill No. 10
IRON MONGERY
PULANA BAXTER AND ASSOCIATES

R

<u>Handles by door manufacturer</u>		
6	Approved pull handle	No 10
7	Approved pull handle and push plate	No 11
8	One pair of pull handles	No 3
9	Two pairs of pull handles	No 12
10	Hospital pull handle on 900mm leaf	No 18
11	Approved lever handles	No 64
12	Pull handle on external door face and one on internal face 300mm from hinge edge	No 5
13	Push plate	No 5
<u>LOCKS</u>		
<u>Locks by door manufacturer</u>		
14	Thumb turn and lock	No 35
15	Deadlock with escutcheons	No 1
16	Cylinder lock, deadlock to one side	No 82
<u>DOOR CLOSERS</u>		
<u>Door closers by manufacturer</u>		
17	Wall mounted stop	No 82
18	Floor Mounted door holder satin chrome finish to 1 leaf only	No 1
19	Rubber buffer hat and coat hook	No 10
20	Heavy duty cabin hook & eye where required fixed to 10mm hard wood	No 5

Carried to Collection

R

Bill No. 10
IRON MONGERY
PULANA BAXTER AND ASSOCIATES

21	Foot operated door hold	No	15
22	90 degrees hold open closure on inside	No	12
<u>LETTERS AND NAME PLATES</u>			
<u>Signplates plugged and screwed to doors with chromium plated dome headed screws</u>			
23	Wording , S/ST P/PL 160 x 160 x 1.2mm "SECURITY RECEPTION AND SEARCH"	No	2
24	Wording , S/ST P/PL 160 x 160 x 1.2mm, "SECURITY LOCKER"	No	1
25	Wording , S/ST P/PL 160 x 160 x 1.2mm, "TOILETS"	No	4
26	Wording , S/ST P/PL 160 x 160 x 1.2mm, "CONSULTING"	No	7
27	Wording , S/ST P/PL 160 x 160 x 1.2mm, "MOTHER/BABY"	No	1
28	Wording , S/ST P/PL 160 x 160 x 1.2mm, "MEDICAL STORE"	No	1
29	Wording , S/ST P/PL 160 x 160 x 1.2mm, "STAFF ROOM"	No	1
30	Wording , S/ST P/PL 160 x 160 x 1.2mm, "VITALS"	No	3
31	Wording , S/ST P/PL 160 x 160 x 1.2mm, "COUNSELLING"	No	2
32	Wording , S/ST P/PL 160 x 160 x 1.2mm, "SCREENING ROOM"	No	1
33	Wording , S/ST P/PL 160 x 160 x 1.2mm, "DISABLED TOILET "	No	3
34	Wording , S/ST P/PL 160 x 160 x 1.2mm, "NUTRITION STORE"	No	1

Carried to Collection

R

Bill No. 10
IRON MONGERY
PULANA BAXTER AND ASSOCIATES

35	Wording , S/ST P/PL 160 x 160 x 1.2mm, "PROCEDURE ROOM"	No	1
36	Wording , S/ST P/PL 160 x 160 x 1.2mm, "SUB WAITING/PLAY AREA"	No	4
37	Wording , S/ST P/PL 160 x 160 x 1.2mm, 'MEDICINE ADMIN"	No	1
38	Wording , S/ST P/PL 160 x 160 x 1.2mm, 'RECEPTION"	No	2
39	Wording , S/ST P/PL 160 x 160 x 1.2mm, " SURGICAL AND DRY GOODS"	No	1
40	Wording , S/ST P/PL 160 x 160 x 1.2mm, " HELP DESK"	No	1
41	Wording , S/ST P/PL 160 x 160 x 1.2mm, "GENERAL STORE"	No	1
42	Wording , S/ST P/PL 160 x 160 x 1.2mm, 'EQUIPMENT STORE"	No	1
43	Wording , S/ST P/PL 160 x 160 x 1.2mm, 'RECEPTION"	No	2
44	Wording , S/ST P/PL 160 x 160 x 1.2mm, 'RECORDS ROOM"	No	1
45	Wording , S/ST P/PL 160 x 160 x 1.2mm, 'SERVER ROOM"	No	1
46	Wording , S/ST P/PL 160 x 160 x 1.2mm, 'DATA CAPTURE"	No	1
47	Wording , S/ST P/PL 160 x 160 x 1.2mm, 'OFFICE"	No	1
48	Wording , S/ST P/PL 160 x 160 x 1.2mm, 'ISOLATED WAITING"	No	1
49	Wording , S/ST P/PL 160 x 160 x 1.2mm, 'HMC"	No	1
50	Wording , S/ST P/PL 160 x 160 x 1.2mm, "SPUTUM"	No	2
51	Wording , S/ST P/PL 160 x 160 x 1.2mm, 'EMERGENCY ROOM"	No	1

Carried to Collection

R

Bill No. 10
IRON MONGERY
PULANA BAXTER AND ASSOCIATES

52	Wording , S/ST P/PL 160 x 160 x 1.2mm, 'CLEAN UTILITY"	No	1
53	Wording , S/ST P/PL 160 x 160 x 1.2mm, "BODY ROOM"	No	1
54	Wording , S/ST P/PL 160 x 160 x 1.2mm, "CLEANERS STORE"	No	1
55	Wording , S/ST P/PL 160 x 160 x 1.2mm, "CLEANERS REST ROOM"	No	1
56	Wording , S/ST P/PL 160 x 160 x 1.2mm, "CLEANERS TOILETS"	No	1
57	Wording , S/ST P/PL 160 x 160 x 1.2mm, 'SLUICE"	No	1
58	Wording , S/ST P/PL 160 x 160 x 1.2mm, 'CHANGE ROOM"	No	1
59	Wording , S/ST P/PL 160 x 160 x 1.2mm, 'GAS STORAGE"	No	1
60	Wording , S/ST P/PL 160 x 160 x 1.2mm, "MULTIPURPOSE BOARDROOM"	No	1
61	Wording , S/ST P/PL 160 x 160 x 1.2mm, "CCMDD"	No	1
62	Wording , S/ST P/PL 160 x 160 x 1.2mm, "OUTREACH"	No	1
63	Wording , S/ST P/PL 160 x 160 x 1.2mm, "STOREROOM"	No	2
64	Wording , S/ST P/PL 160 x 160 x 1.2mm, "LAUNDRY"	No	1
65	Wording , S/ST P/PL 160 x 160 x 1.2mm, "MULTIFUNCTION ROOM"	No	1
66	Wording , S/ST P/PL 160 x 160 x 1.2mm "SEARCH ROOM /SAFE"	No	1
67	Wording , S/ST P/PL 160 x 160 x 1.2mm"GARDEN STORE"	No	1
68	Wording , S/ST P/PL 160 x 160 x 1.2mm, "MEDICAL WASTE"	No	1

Carried to Collection

R

Bill No. 10
IRON MONGERY
PULANA BAXTER AND ASSOCIATES

69	S/ST P/PL 160 x 160 x 1.2mm E/MALE	No	3
70	S/ST P/PL 160 x 160 x 1.2mm E/FEMALE	No	3
<u>PUSH PLATES AND KICK PLATES</u>			
<u>Take delivery and Installation Only for Push and Kick plates by manufacturer (Supply elsewhere measured)</u>			
71	400 x 160 x 1.2mm SS push plate	No	16
<u>BATHROOM FITTINGS</u>			
<u>Sanitary Fittings by the manufacturer</u>			
72	"Franke CNTX PAR" Grade 304 18/10 stainless steel with "Franke Fine" grip paraplegic grab rails (code 359885), size 640 x 640 x 96mm deep, plugged and screwed to the wall with stainless steel screws	No	6
73	"Franke CNTX 750" Grade 304 32mm diameter 18/10 stainless steel grab rails with "Franke Fine" grib (code 359974) 750 x 95mm deep, plugged and screwed to the wall with stainless steel screws	No	2
74	"Duravit" D-Code chrome towel hook (Code: 0099041000) and installed with manufacturer's recommendations	No	8
75	3-arm dish cloth holder	No	11
76	Toilet roll holder fixed to brickwork, concrete or partitioning	No	20
77	Toilet brush and holder	No	20
78	Stainless steel bin	No	19
79	Stainless steel soap dispenser fixed to brickwork, concrete or partitioning	No	6
80	Stainless steel hand dryer fixed to brick work, concrete or partitioning	No	6

Carried to Collection

R

Bill No. 10
IRON MONGERY
PULANA BAXTER AND ASSOCIATES

81	Stainless steel paper towel dispenser, including bin fixed to brick work, concrete or partitioning	No	12
82	"Campus" stainless steel wall mounted urinal divider with surface satin finished, sheet material thickness 1.5mm and frame of 32mm pipe diameter, with two stainless steel covers for hidden mounting included screws and dowels, complete	No	1
83	Circular galvanised wall mounted refuse bag holder, black rubber lid, bungee cord bag clamp, wall mounting point, diameter 445mm x 120mm height	No	8
<u>Grab rails</u>			
84	Bathroom Batler paraplegic rails dog leg grab rail with 3 supports or similar approved with brushed grade 304 stainless steel finish, overall size ,750x 750mm plugged and screwed to wall with stainless steel screws	No	4
85	Bathroom Batler paraplegic rails grab rail or similar approved with brushed grade 304 stainless steel finish, overall size ,842mm long, plugged and screwed to wall with stainless steel screws	No	4

Carried to Collection

R

Bill No. 10
IRON MONGERY
PULANA BAXTER AND ASSOCIATES

Bill No. 10
IRON MONGERY
COLLECTION

Total Brought Forward from Page No.

**Page
No**

Amount

59
60
61
62
63
64
65
66

Carried to Summary

R

Bill No. 10
IRON MONGERY
PULANA BAXTER AND ASSOCIATES

Item No	Quantity	Rate	Amount
<p><u>BILL NO.12</u></p>			
<p><u>METALWORK</u></p>			
<p><u>SUPPLEMENTARY PREAMBLES</u></p>			
<p><u>General</u></p>			
<p>The quantities are provisional and will be re-measured upon completion of the works. The Contractor shall not use these quantities for ordering of materials. The Contractor must immediately notify the Quantity Surveyor if discrepancies are found between the quantities and/or descriptions in these Bills of Quantities and the Contractor's quantities measured from construction drawings and specifications.</p>			
<p><u>Aluminium Doors and Windows</u></p>			
<p>Doors and windows shall comply with AAAMSA design criteria.</p>			
<p>Glazing shall comply with SAGGA regulations. Glass shall be as shown on the window schedules/drawings appended to these bills of quantities. Glass thickness shall comply with SAGGA regulations irrespective of thicknesses shown on the schedules/drawings.</p>			
<p>Doors and windows shall be supplied with protective tape and plastic and shall be removed only once surrounding trades have been completed.</p>			
<p>For purpose made windows and doors, refer to drawings annexed to these bills of quantities</p>			
<p>The following certificates shall be provided prior to commencement of site work:</p>			
<p>1. A copy of the relevant AAAMSA Performance Test Certificate from the manufacturer/contractor supplying the architectural aluminium product.</p>			
<p>2. A Certificate of Conformance confirming that anodising or powder coating has been processed in accordance with SANS 999 and SANS</p>			
<p>Carried to Collection</p>			
<p>Bill No. 11 METAL WORK PULANA BAXTER AND ASSOCIATES</p>			
		R	

1796 respectively

3 A powder guarantee of not less than 15 years issued by the powder manufacturer. The specific conditions contained in this guarantee shall form part of the powder coating process.

4 A Certificate of Conformance confirming that glazing has been installed in accordance with SANS 0137, ensuring that safety glazing materials have been installed in the mandatory areas and that each individual pane of safety glazing materials has been permanently marked.

5 A warranty from the manufacturer of the laminated safety glass and/or hermetically sealed glazing units guaranteeing the products against delamination and colour degradation for a period of not less than five years.

STEEL GATES AND SCREENS

1	G1- 6000 x 2100mm with 50x50x5mm cladding (grade 304 s/steel) hot dipped gms and painted square tubing, Cisa gate locking mechanism .	No	1
2	G2- 1000 x 2032mm with 50x50x5mm cladding (grade 304 s/steel) hot dipped gms and painted square tubing, Cisa gate locking mechanism .	No	12
3	G3- 2x900x2100mm with 50x50x5mm cladding (grade 304 s/steel) hot dipped gms and painted square tubing, Cisa gate locking mechanism .	No	2
4	G4-2x1500x2100mm with 50x50x5mm cladding (grade 304 s/steel) hot dipped gms and painted square tubing, Cisa gate locking mechanism . d	No	2
5	G5- 2x1650x2100mm with 50x50x5mm cladding (grade 304 s/steel) hot dipped gms and painted square tubing, Cisa gate locking mechanism .	No	1

Carried to Collection

R

Bill No. 11
METAL WORK
PULANA BAXTER AND ASSOCIATES

6	G6- 8000x2100mm with 50x50x5mm cladding (grade 304 s/steel) hot dipped gms and painted square tubing, Cisa gate locking mechanism .	No	1
7	40x1190x1500mm powder coated steel frame bolted to wall opening, having ClearVu mesh infill to specialist spec. Colour: Charcoal	No	4
<u>DOOR FRAMES AND WINDOWS</u>			
<u>DOOR FRAMES</u>			
<u>1.6mm Double rebated stainless steel frame made of Grade 304 steel</u>			
8	Frame for door size 813 x2032x40mm high	No	90
9	Frame for door size 930x2032x40mm high	No	5
10	Frame for door size 1260x2032x40mm high	No	15
11	Frame for door size 1710x2032x40mm high	No	1
<u>DOORS</u>			
12	<u>D8 - Chubb strong room door to fit 900 x 2100mm opening</u>	No	2
<u>ALUMINIUM WINDOWS AND DOORS</u>			
<u>DOORS</u>			
13	D1 - 1350 x 2100mm glazed aluminium shopfront 1 & 1/2 door	No	7
14	D5 - 900 x 2100mm glazed aluminium shopfront single door	No	3
15	D12 - 1800 x 2100mm glazed aluminium shopfront double doors	No	5
<u>WINDOWS</u>			

Carried to Collection

R

Bill No. 11
METAL WORK
PULANA BAXTER AND ASSOCIATES

Crealco Swift 38 extruded aluminium sections to sizes as shown to comply with "aaamsa" specifications. All window shopfronts sections to be designed and supplied by manufacturers to sustain windloads as per SANS 727 or SANS 1553-2 to meet requirements of SANS 10400 part N and will remain the responsibility of manufacturer to provide the client with the documents as requested. All structural section, Compensation channels and accessories per manufacturer design. Colour: Powder coated -colour TBC

16	W4 - Frame for window size 600x600mm high	No	21
17	W6 - Frame for window size 1800x600mm high	No	3
18	W1 - Frame for window size 600x1234mm high	No	5
19	W2 - Frame for window size 1800x1234mm high	No	60
20	W3 - Frame for window size 1266x1234mm high	No	47
21	W5 - Frame for window size 1200x600mm high	No	7
22	W7 - Frame for window size 1266x1234mm high	No	8
23	1200x600mm high Louvre	No	9
24	1200x900mm high VP01	No	1
25	1200x600mm high VP02, sand blasted safety glass	No	2

Carried to Collection

R

Bill No. 11
METAL WORK
PULANA BAXTER AND ASSOCIATES

Sundries

26 RSD - 50 x 50 x 2.5mm steel frame with 16mm diameter steel bars at 80 centres to fit 1000mm wide x 1200mm opening with epoxy coated roller shutter door over (from inside)

No

1

Carried to Collection

Bill No. 11
METAL WORK
PULANA BAXTER AND ASSOCIATES

R

Bill No. 11
METAL WORK
COLLECTION

Total Brought Forward from Page No.

**Page
No**

Amount

68

69

70

71

72

Carried to Summary

R

Bill No. 11
METAL WORK
PULANA BAXTER AND ASSOCIATES

Item No		Quantity	Rate	Amount
	<u>BILL NO. 13</u>			
	<u>PLASTERING</u>			
	<u>SUPPLEMENTARY PREAMBLES</u>			
	<u>General</u>			
	The relevant SABS standards of work must be applied to all aspects and components of the works			
	<u>SCREEDS</u>			
	<u>Cement plaster screeds, wood floated on concrete</u>			
	<u>Average 50mm thick to falls and currents to receive waterproofing on exposed roof slabs (measured elsewhere)</u>			
1	Average 50mm thick to falls and currents on floors	m2	400	
2	50mm Thick on floors and landings	m2	1,295	
	<u>EPOXY</u>			
	<u>40mm screed to the concrete substrate using a proprietary bonding agent or 1:1 cement: sand grout</u>			
3	F3 - Epoxy floor	m2	76	
	<u>INTERNAL PLASTER</u>			
	<u>12mm thick plaster finish with one undercoat and two anti- bacterial painted finish)-interior</u>			
4	On walls	m2	5,129	
5	On narrow widths not exceeding 300mm wide	m2	58	
	Carried to Collection			R
	Bill No. 12 PLASTERING PULANA BAXTER AND ASSOCIATES			

Two coats plaster with gypsum finish on plasterboard ceilings Pre-mixed lightweight retarded hemi-hydrate gypsum plaster. .Thickness: 2mm thick. Finish: Trowelled smooth with a polished finish.

6 On ceilings m2 1,667

Cement plaster on concrete

7 10mm thick on concrete slabs m2 130

Carried to Collection

Bill No. 12
PLASTERING
PULANA BAXTER AND ASSOCIATES

R

Bill No. 12
PLASTERING
COLLECTION

**Page
No**

Amount

Total Brought Forward from Page No.

74
75

Carried to Summary

R

Bill No. 12
PLASTERING
PULANA BAXTER AND ASSOCIATES

Item No		Quantity	Rate	Amount
	<u>BILL NO.14</u>			
	<u>TILING</u>			
	<u>SUPPLEMENTARY PREAMBLES</u>			
	<u>General</u>			
	The relevant SABS standards of work must be applied to all aspects and components of the works			
	Fixing			
	Unless described as "fixed with adhesive to plaster (plaster elsewhere)" descriptions of tiling on brick or concrete walls, columns shall be deemed to include 1:4 cement plaster backing and descriptions of tiling on concrete floors shall be deemed to include 1:3 plaster bedding			
	Tiling described as "fixed with adhesive on power floated concrete" shall be deemed to include for approved tiling key-coat.			
	Ceramic, porcelain, marble and granite tiles are to be fixed and grouted with suitable adhesives and grouts as recommended by the manufacturer of the tiles			
	<u>FLOOR TILING</u>			
	<u>300X300X8.5mm full bodied porcelain tiles in compliance with UPEC spec with joint varying from 3mm to 5mm (colour to be uniform light colour)</u>			
1	F2 - Porcelain Tiles on floors	m2	30	
	<u>600 x 600 x 8.5mm full bodied Porcelain slip resistant tiles minimum certification rating of R10/R11 with joints of 3mm</u>			
2	F5 - Porcelain Slip Resistant Tiles	m2	704	
	<u>SKIRTINGS</u>			
	Carried to Collection			
	Bill No. 13			
	TILING			
	PULANA BAXTER AND ASSOCIATES			

R

	<u>300 x 300 x 8,5m tile skirting</u>		
3	SK2 - Tile skirting	m	45
	<u>600 x 150 x 8,5mm tile skirting</u>		
4	Tile skirting	m	328

Carried to Collection

Bill No. 13
TILING
PULANA BAXTER AND ASSOCIATES

R

Bill No. 13
TILING
COLLECTION

**Page
No**

Amount

Total Brought Forward from Page No.

77
78

Carried to Summary

R

Bill No. 13
TILING
PULANA BAXTER AND ASSOCIATES

Item No		Quantity	Rate	Amount
	<p><u>BILL NO.15</u></p> <p><u>GLAZING</u></p> <p><u>SUPPLEMENTARY PREAMBLES</u></p> <p><u>General</u></p> <p>The quantities are provisional and will be re-measured upon completion of the works. The Contractor shall not use these quantities for ordering of materials. The Contractor must immediately notify the Quantity Surveyor if discrepancies are found between the quantities and/or descriptions in these Bills of Quantities and the Contractor's quantities measured from construction drawings and specifications.</p> <p>All window glazing is measured with the aluminium windows in the Metalwork bill.</p> <p>All door viewing panel glazing is measured with the emergency escape door in the Carpentry and Joinery bill.</p> <p><u>Float glass</u></p> <p>The term "float glass" is used for monolithic annealed glass</p> <p><u>MIRRORS</u></p> <p><u>5mm Silvered float glass coppered backed mirror</u></p>			
1	<p>300 x 400mm high SANS1263-1 safety and security glazing material for buildings - part 1; safety performance of glazing materials under human impact. SANS10400-N; the application of the national building regulation-Part N; Glazing</p>	No	42	
	Carried to Summary			R
	<p>Bill No. 14 GLAZING PULANA BAXTER AND ASSOCIATES</p>			

Item No		Quantity	Rate	Amount
	<u>BILL NO.16</u> <u>PAINTWORK</u> <u>SUPPLEMENTARY PREAMBLES</u> <u>PAINT SPECIFICATIONS</u> All painting shall be done in accordance with "Plascon Professional Range" specifications and is to carry the "Plascon Professional Range" guarantee that is similar to that of the "Flagship" range guarantee. The contractor is to ensure that the project is registered with "Plascon" on their prescribed forms and that "Plascon" does the periodic follow-ups and final report in order to provide the guarantee. <u>COLOURS</u> Paintwork has not been individually classified into the NCS' different colour groups ("White", "Pastel", "Deep" and "Transparent") and unless otherwise described all paintwork shall be deemed to be in the categories "White" or "Pastel" <u>PAINTWORK TO NEW WORK</u> <u>ON INTERNAL FLOATED PLASTER SURFACES</u> <u>Prepare surface as per manufacturer's specification and apply 1 undercoat & 2 coats Plascon Wall and All</u> 1 On internal walls m2 5,129 <u>ON PLASTERBOARD SURFACES</u> <u>Prepare, stop and apply 1 coat Plascon plaster primer (uc 56) and 2ct plascon velvagio satin sheen white (v101) sand lightly. When dry. All excess compound to be feathered out and cleaned off, all to manufacturer's specification</u> 2 Ceilings m2 996 Carried to Collection R Bill No. 15 PAINTWORK PULANA BAXTER AND ASSOCIATES			

3	Cornices	m	1,537
	<u>ON INTERNAL SMOOTH CONCRETE SURFACES</u>		
	<u>Prepare surface as per manufacturer's specification and apply 1 undercoat & 2 coats Plascon Velvagio. Colour RAL 9018, Papyrus White</u>		
4	Under soffits of slab	m2	130
	<u>ON METAL SURFACES</u>		
	<u>Prepare surface as per manufacturer's specification and apply 1 undercoat & 2 coats Plascon Velvagio.</u>		
5	Door Frames	m2	60
	<u>ON WOOD SURFACES</u>		
	<u>Prepare surface as per manufacturer's specification and apply 1 coat primer and 2 coats premium quality polyurethane enamel paint</u>		
6	Doors	m2	324
	<u>Prepare and apply two coats CREOSOTE before fixing roof sheets, facias and bargeboards</u>		
7	General surfaces of timber at eaves.	m2	83

Carried to Collection

Bill No. 15
PAINTWORK
PULANA BAXTER AND ASSOCIATES

R

Bill No. 15
PAINTWORK
COLLECTION

**Page
No**

Amount

Total Brought Forward from Page No.

81
82

Carried to Summary

R

Bill No. 15
PAINTWORK
PULANA BAXTER AND ASSOCIATES

Item No	Quantity	Rate	Amount
<p><u>PLUMBING AND DRAINAGE</u></p>			
<p><u>SUPPLEMENTARY PREAMBLES</u></p>			
<p><u>Wire gratings</u></p>			
<p>Descriptions of gutter outlets shall be deemed to include wire balloon gratings.</p>			
<p>Stainless steel basins, sinks, wash troughs and urinals</p>			
<p>Stainless steel for economy basins, domestic sinks and worktops shall be Type 430 (17/0)</p>			
<p>Stainless steel for urinals, basins, quality sinks, wash troughs, institutional equipment shall be Type 304 (18/8)</p>			
<p>Stainless steel for laboratory sinks, photographic equipment shall be Type 316 (18/8)</p>			
<p>Units shall have standard aprons on all exposed edges and tiling keys against walls where applicable.</p>			
<p><u>Sealing of edges</u></p>			
<p>Outer edges of sinks, basins, baths, urinals are to be sealed against adjacent surfaces with approved silicone.</p>			
<p><u>uPVC pipes and fittings</u></p>			
<p>Sewer and drainage pipes and fittings shall be jointed and sealed with butyl rubber rings.</p>			
<p>Soil, waste and vent pipes and fittings shall be solvent weld jointed or sealed with butyl rubber rings</p>			
<p><u>uPVC pressure pipes and fittings</u></p>			
<p>Pipes of 50mm diameter and smaller shall be plain ended with solvent welded uPVC loose sockets and fittings.</p>			
<p>Pipes of 63mm diameter and greater shall have sockets and spigots with push-in type integral rubber ring joints. Bends shall be uPVC and all other fittings shall be cast iron, all with similar push-in type joints.</p>			
<p>Carried to Collection</p>			
<p>Bill No. 16 PLUMBING AND DRAINAGE (PROVISIONAL) PULANA BAXTER AND ASSOCIATES</p>			
		R	

High density polyethylene (HDPE) pipes and fittings

Pipes shall be type IV and of the class specified with "Plasson" or "Alprene" compression fittings.

"Polycop" polypropylene pipes

Polypropylene pipes 54mm diameter and smaller shall be seamless copper coloured Class 16 pipes jointed with "Fast-fuse" heat welded thermoplastic or where so described "Polylock" compression fittings.

Pipes shall be firmly fixed to walls with coloured nylon snap-in pipe clips with provision for accommodating thermal movement and jointed and fixed strictly in accordance with the manufacturer's instructions.

Copper pipes

Pipes shall be hard drawn and half-hard "Maksal" pipes of the class described. Class 0 (thin walled hard drawn) pipes shall not be bent. Class 1 (thin walled half-hard), Class 2 (half-hard) and Class 3 (heavy walled half-hard) pipes shall only be bent with benders with inner and outer formers. Fittings to copper waste, vent and antisiphon pipes, capillary solder fittings and compression fittings shall be "Cobra Watertech" type. Capillary solder fittings shall comply with ISO 2016.

Copper pipes are to be installed in accordance with the latest revision of the Code of Practice for Copper Plumbing soldering techniques. Flux, solder to be strictly in accordance with the manufacturer's requirements with special attention to copper flux composition.

Reducing fittings

Where fittings have reducing ends or branches they are described as "reducing" and only the largest end or branch size is given. Should the contractor wish to use other fittings and bushes or reducers he may do so on the understanding that no claim in this regard will be entertained.

Fixing of pipes

Unless specifically otherwise stated, descriptions of pipes shall be deemed to include fixing to walls, casting

Carried to Collection

Bill No. 16
PLUMBING AND DRAINAGE (PROVISIONAL)
PULANA BAXTER AND ASSOCIATES

R

in, building in or suspending not exceeding 1m below suspension level.

Paper wrapping to pipes

Pipes chased into brickwork must be wrapped with two layers of stout brown paper tied with wire. Rates are to include for wrapping around joints and fittings.

Disinfection of water pipework

Water pipework is to be disinfected at completion in accordance with SABS 1200L (provision for disinfection elsewhere)

Laying, backfilling, bedding of pipes

Pipes shall be laid and bedded in accordance with manufacturers' instructions and trenches shall be carefully backfilled.

Where no manufacturers' instructions exist, pipes shall be laid in accordance with Clauses 5.1 and 5.2 of each of the following:

SABS 1200L : Medium-pressure pipelines

SABS 1200LD : Sewers

SABS 1200LE: Stormwater drainage

Pipe trenches, shall be backfilled in accordance with Clauses 3, 5.5, 5.6, 5.7 and 7 of SABS 1200DB : Earthworks (Pipe trenches)

Pipes shall be bedded in accordance with Clauses 3.1 to 3.4.1, 5.1 to 5.3 and 7 of SABS 1200LB : Bedding (Pipes)

Unless otherwise described bedding of rigid pipes shall be Class B bedding

General

Descriptions of cast iron roof outlets shall be deemed to include joints to pipes and casting into concrete (adaptors for joints to PVC pipes are given separately)

Descriptions of overflow pipes where measured in number, shall be deemed to include joints to cisterns and splay cut ends.

Carried to Collection

Bill No. 16
PLUMBING AND DRAINAGE (PROVISIONAL)
PULANA BAXTER AND ASSOCIATES

R

Descriptions of pipes laid in and including trenches and of inspection chambers, catchpits, shall be deemed to include excavation, bedding, backfilling, compaction to a minimum of 93% Mod AASHTO density and disposal of surplus material on site..

Descriptions of service pipes and flexible connecting pipes shall be deemed to include connections to taps, cisterns and to steel pipes (adaptors for connections to copper pipes are given separately)

Descriptions of WC pans, slop hoppers shall be deemed to include for joints to soil pipes (pan connectors are separately measured)

As-built drawings

Where required, the contractor shall prepare an updated set of as-built drawings. At completion of the contract the contractor shall hand these drawings to the principal agent for reproducing onto the originals for handing over to the employer (provision for allowance of as-built drawings elsewhere)

NOTE:

The internal plumbing, drainage and fittings within this bill are measured in accordance with the conditions of the Standard System of Measuring Building Work for Small or Simple Buildings - 1999 Second Edition and the items are to be priced accordingly.

RAINWATER DISPOSAL

Carried to Collection

Bill No. 16
PLUMBING AND DRAINAGE (PROVISIONAL)
PULANA BAXTER AND ASSOCIATES

R

	<u>110mm Diameter uPVC Stormwater downpipe</u>		
1	110mm Diameter rainwater pipes	m	147
2	Extra over for roof outlet including M8 Bolt	No	22
3	Extra over for pipe connector to gutter outlet	No	70
4	Extra over for rainwater head	No	70
5	Extra over single socket bends	No	70
6	Extra over downpipe for shoe	No	70
	<u>SANITARY FITTINGS</u>		
	<u>"Geberit Abalona"-WC</u>		
7	Geberit abalona-S0012461 wall hung 530mm x 355mmx 340mm high toilet with concealed cistern	No	19
	<u>"Geberit Selnova"-WC</u>		
8	Geberit Selnova -500.262.01.1 comfort wall hang wc. wash down .Large projection,rain free	No	6
	<u>"Vaal Sanitary Ware"</u>		
9	Vaal Sanitary ware 565x275x310mm sweatpear vitrious china wall mounted back inlet urinal including 38mm chromium plated domical grating (8787Z0) and chromium plated back inlet spreader (code :7054z2),flush valve ,flush pipe and fittings (by others),fixed on and including two hanger brackets (code :8127z0)	No	3
	<u>Handwash Basins</u>		
	<u>Vaal Sanitaryware - Handwash basins</u>		
10	Vaal Sanitaryware vitreous china 510 x 400mm semi-rectangular "solar 510 " medical basin with no tapholes, overflow or chainstay hole.Colour white with chrome plated bottle trap as cobra 340.	No	54

Carried to Collection

R

Bill No. 16
PLUMBING AND DRAINAGE (PROVISIONAL)
PULANA BAXTER AND ASSOCIATES

<u>"Franke" - Handwash basins</u>		
11	Franke citimetal wb 001 single handbasin code 325000 of 304 stainless steel 535mm wide wall	No 7
12	Franke stratos STRX 672E, 1,2/1.5mm thick grade 304 18/10 satin stainless steel recessed toilet roll holders, size 304 x 156x140,7mm deep for two rolls maximum 108 diameter with spindle system and cylinder lock with standard franke key,plugged and screwed to wall with stainless screws	No 36
13	Franke stratos STRX 618,1,2/1.5mm thick grade 304 x100 x134mm deep with replacable and refillable(soap dispenser) 1xlitre container,cylinder lock with standard franke key, plugged and screwed to the wall with stainless steel screws	No 45
14	Franke Stratos STRX 611 or similar approved 1.2x1.5mm thick grade 304 18/10 satin stainless steel sanitary towel disposal bins (code :359740),size 304x 205x134mm deep with capacity of 6litres ,plugged and screwed to the wall with stainless steel screws	No 45
<u>Shower</u>		
15	Cobra vandalproof shower head KP2-6	No 9
<u>"Franke" - Drip sinks</u>		
16	Franke Quinline QLX621-1200 dubble single end bowl 1200 x500mm seb, grade 18/10 stainless steel drop in sink	No 11
17	Franke trendline,drop on,seb, 1200mmx535mm	No 1
18	Franke wall mounted sluice sink / slop hopper for exposed cisterns	No 2
19	Franke 1500 x650mm single bowl grade 304 stainless steel, with 150mm high splashback (CODE 353154) side bowl	No 1
20	Franke-Hat and coat hook BHM 16P or similar approved polished stainless steel robe hooks, plugged and screwed to the wall with stainless steel screws	No 15

Carried to Collection

R

Bill No. 16
PLUMBING AND DRAINAGE (PROVISIONAL)
PULANA BAXTER AND ASSOCIATES

21	Franke stainless steel sink double end hand bowl 1500x600mm	No	1
22	Franke model s2 double bowl catering sink, bowl positioned at the end or centre. grade 304 stainless steel 1200mm thick with a 150mm high intergral splash back to the rear and 50x10mm turn down with beaded edge on the remaining sides	No	1
23	Citimetal model BR6 bedpan and bottle rack -18/10 grage 304 stainless steel ,fixed to wall surface with stainless steel bar braces with the removable drip tray /19mm drain outlet,size 915mm long (6xbedpan and bottle size).	No	1
24	Polypropylene (grey) horizontal baby changing station,deep bad with adjustable safety belt, foldable design for space optimism, bearing weight-20kg, dimensions: 480mm x 820mm x 540mm	No	3
25	Circular galvanised wall mounted refuse bag holder,black rubber led, bungee cord bag clamp,wall mounting point ,diameter 445mm x120mm high	No	70
26	Stainless steel metal base with stainless steel metal top prep table 1800x700x900	No	1

BUDGETARY ALLOWANCES

Sanitary fittings

27	Leroy merlin wash trough double or equally approved	No	9
28	Allow the amount of R 52 000.00 (Fifty two thousand) for custom trough sinks to be expended as the Principal Agent may direct or deduct in whole or in part, if not required.		Item

WASTE UNIONS

"Rofo"

29	"Rofo" floor drain (Code: RO125NW50), square flange with slots in grate	No	83
----	--	----	----

Carried to Collection

R

Bill No. 16
PLUMBING AND DRAINAGE (PROVISIONAL)
PULANA BAXTER AND ASSOCIATES

	<u>"Cobra Watertech"</u>				
30	"Cobra Watertech" 40mm chrome plated shower waste (Code: 323SQ/CP) with 100mm shower grating	No	9		
	<u>"Grohe"</u>				
31	"Grohe" chrome waste set with push-open plug for basin (Code: 40824000) with chrome plug (Code: 07182000)	No	83		
	<u>TRAPS</u>				
32	"Grohe" chrome 32mm bottle trap for basin (Code: 28920000) with escutcheon, fixed dip tube and wall connection	No	54		
33	"Geberit Alphine" white 40mm bottle trap for washbasin and urinals (Article No. 151.035.11.1)	No	57		
34	"Geberit Alphine" white 40mm standard trap with 2 bowl connections for kitchen sinks with hose adaptor (Article No. 152.717.11.1)	No	11		
35	Cobra shower p-trap with chrome plated grating 40mm ,brass 373	No	5		
	<u>TAPS, VALVES</u>				
36	WACRO 25mm diameter BSP concealed vandal resistant DZR brass toilet flush valve with vr push button and concealed flush pipes	No	20		
37	COBRA toilet flush valve back entry complete 32mm	No	4		
38	Geberit" IR wall mounted Piave tap for wash basin with mixer (Article No. 116.264.21.1) with 170mm tap projection from wall, finished in bright chrome plated with alkaline (1.5V AA) battery	No	54		
39	"IDRAL -foel-mixer-chrome-basin ,single lever ,wall mounted with swivel spout	No	22		
40	Cobra focus single lever shower mixer chrome two by half inch BSP female iron inlet and two times female iron outlet connection ends	No	9		
	Carried to Collection				
	Bill No. 16 PLUMBING AND DRAINAGE (PROVISIONAL) PULANA BAXTER AND ASSOCIATES				R

41	Cobra watertech or similar approved 20mm standard brass hose bib tap with wingnut ,lining and 20mm hose union, manufactured in accordance with sans 226:2009 type 1(BS101)	No	13
42	Cobra bibtap elbow action	No	40
43	"Cobra Watertech" 15mm stopcock	No	120
	<u>Sundries</u>		
44	15mm chrome plated angle valve	No	32
45	Sanitary Bin	No	16
	<u>SOIL DRAINAGE</u>		
	<u>STORMWATER DRAINAGE</u>		
	<u>Precast Concrete Stormwater Channels Including All Necessary Excavation, Formwork, Filling And Ramming Etc And Laying On And Including A Cement Concrete 15MPa Bed</u>		
46	210mm Half round channel as "Vanstone No 6005"	m	573
47	Extra for stopped ends, angles, intersections, dressing into sides of catchpits, etc	No	33
48	210mm Half round channel as "Vanstone No 6055"	m	441
49	Extra for stopped ends, angles, intersections, dressing into sides of catchpits, etc	No	24
	<u>In-Situ Cement Concrete (20MPa) Stormwater Channels Including All Necessary Excavation, Formwork, Filling And Ramming, Type 193 Mesh Reinforcement, Etc</u>		
50	600 x 100mm thick concrete, V-channel	m	234
51	600 x 100mm thick concrete, circular on plan	m	87
52	Extra for stopped ends, angles, intersections, dressing into sides of catchpits, etc	No	12
53	600 x 100mm thick concrete V-channel	m	546

Carried to Collection

R

Bill No. 16
PLUMBING AND DRAINAGE (PROVISIONAL)
PULANA BAXTER AND ASSOCIATES

54	600 x 100mm thick concrete , circular on plan	m	111
55	Extra for stopped ends, angles, intersections, dressing into sides of catchpits, etc	No	33
56	600 x 100mm Thick concrete V-channel	m	339
57	600 x 100mm thick concrete , circular on plan	m	3
58	Extra for stopped ends, angles, intersections, dressing into sides of catchpits, etc	No	21
<p><u>UPVC Pipes And Fittings (Class 34) Including Laying On And Including Average 150mm Layer Of Sand Including Excavations In Earth, Risk Of Collapse, Shoring, Keeping Excavations Free From Water, Working Space, Filling In And Ramming With Selected/Imported Filling, Carting Away Surplus Soil, Etc</u></p>			
59	160mm Pipe laid in and including trenches not exceeding 1,00m deep	m	237
<p><u>Extra For:</u></p>			
60	160mm Bend	No	6
<p><u>Reinforced Concrete Pipes (Class 50D) Including Short Lengths, Cutting And Jointing With Spigot And Socket Joints And Laying On And Including Average 150mm Layer Of Sand Including Excavations In Earth, Risk Of Collapse, Keeping Excavations Free From Water, Working Space, Filling In And Ramming With Selected/Imported Filling, Carting Away Surplus Soil, Etc</u></p>			
<p><u>Note:</u> All pipes to be laid with 25mm open joints and joints to be wrapped all round with 300mm wide Bidem U14 fabric sheeting.</p>			
61	300mm Pipe laid in and including trenches not exceeding 1,00m deep	m	27
62	450mm Pipe laid in and including trenches not exceeding 1,00m deep	m	141

Carried to Collection

R

Bill No. 16
PLUMBING AND DRAINAGE (PROVISIONAL)
PULANA BAXTER AND ASSOCIATES

63	600mm Pipe laid in and including trenches not exceeding 1,00m deep	m	12
64	300mm Pipe laid in and including trenches exceeding 1.00 and not exceeding 2,00m deep	m	450
65	450mm Pipe laid in and including trenches exceeding 1.00 and not exceeding 2,00m deep	m	576
66	600mm Pipe laid in and including trenches exceeding 1.00 and not exceeding 2,00m deep	m	162
<u>Sundries</u>			
67	Cement Concrete 15MPa in encasing 300mm pipe to a minimum thickness of 100mm all round including any necessary formwork, etc	m	45
68	Cement Concrete 15MPa in encasing 450mm pipe to a minimum thickness of 100mm all round including any necessary formwork, etc	m	45
69	Stormwater headwall suitable for 600mm diameter pipe complete	No	9
70	Catch pit size 300 x 1200 x not exceeding 1000mm deep internally complete including two 300 x 600mm cast iron medium duty gratings and frames	No	9
71	Catch pit size 300 x 1200 x exceeding 1000 and not exceeding 2000mm deep internally complete including two 300 x 600mm cast iron medium duty gratings and frames	No	9
72	Kerb inlet catchpit not exceeding 1000mm deep internally complete including cover	No	6
73	Inspection chamber not exceeding 1000mm deep internally complete including cover,	No	3
74	Inspection chamber type "B" and exceeding 1000 and not exceeding 2000mm deep internally complete including cover,	No	30

Carried to Collection

R

Bill No. 16
PLUMBING AND DRAINAGE (PROVISIONAL)
PULANA BAXTER AND ASSOCIATES

SUB-SOIL DRAINAGE

75	Agricultural drain comprising 110mm perforated PVC pipe encased in 300 x 300mm stone encasing wrapped all round in Bidem geofabric sheeting and laid behind concrete retaining wall prior to backfilling	m	306
76	Agricultural drain comprising 110mm perforated PVC pipe encased in 300 x 300mm stone encasing wrapped all round in Bidem geofabric sheeting and laid behind concrete retaining wall prior to backfilling and including trenches not exceeding 1.00m deep including excavations, backfill, etc	m	24

SOIL AND WASTE WATER DRAINAGE

77	Cut into side of existing manhole and connect up new 160mm PVC pipe (elsewhere measured) including altering benching, channelling, etc and making good	No	3
----	--	----	---

UPVC Pipes And Fittings (Class 34) Including Laying On And Including Average 150mm Layer Of Sand Including Excavations In Earth, Risk Of Collapse, Shoring, Keeping Excavations Free From Water, Working Space, Filling In And Ramming With Selected/Imported Filling, Carting Away Surplus Soil, Etc

78	110mm Pipe laid in and including trenches not exceeding 1,00m deep	m	684
79	160mm Pipe laid in and including trenches not exceeding 1,00m deep	m	183
80	110mm Pipe laid in and including trenches exceeding 1,00 and not exceeding 2,00m deep	m	777
81	160mm Pipe laid in and including trenches exceeding 1,00 and not exceeding 2,00m deep	m	1,107
82	160mm Pipe laid in and including trenches exceeding 2,00 and not exceeding 3,00m deep	m	63
83	160mm Pipe laid in and including trenches exceeding 3,00 and not exceeding 4,00m deep	m	45

Carried to Collection

R

Bill No. 16
PLUMBING AND DRAINAGE (PROVISIONAL)
PULANA BAXTER AND ASSOCIATES

<u>Extra For:</u>			
84	110mm End cap	No	3
85	160mm Straight reducer	No	21
86	110mm Bend	No	303
87	160mm Bend	No	6
88	110mm Inspection eye bend	No	15
89	160mm Inspection eye bend	No	3
90	110mm Junction	No	3
91	160mm Junction	No	3
92	110mm Inspection eye junction	No	168
93	160mm Inspection eye junction	No	3
94	110mm Inspection eye reducing junction	No	3
95	160mm Inspection eye reducing junction	No	3
<u>Sundries</u>			
96	Cement Concrete 15MPa in encasing 110mm pipe to a minimum thickness of 100mm all round including any necessary formwork, etc	m	90
97	Cement Concrete 15MPa in encasing 160mm pipe to a minimum thickness of 100mm all round including any necessary formwork, etc	m	90
98	Cement Concrete 15MPa in encasing 110mm bend to a minimum thickness of 100mm all round including any necessary formwork, etc	No	126

Carried to Collection

R

Bill No. 16
PLUMBING AND DRAINAGE (PROVISIONAL)
PULANA BAXTER AND ASSOCIATES

99	UPVC gulley trap complete with UPVC removable grating including encasing all round with cement concrete 15MPa and with standard precast concrete surround fitted on top including excavation, risk of collapse, fill in and ram, formwork, etc	No	69	
100	110mm Diameter UPVC ABC rodding eye cover and frame including joint to UPVC pipe and encasing in concrete	No	9	
101	Precast concrete "IE" marker	No	105	
102	Inspection chamber not exceeding 1000mm deep depth internally complete including precast rings, benching, manhole cover and frame, all channel pipes, fittings, etc	No	36	
103	Inspection chamber exceeding 1000mm and not exceeding 2000mm deep depth internally complete including precast rings, benching, manhole cover and frame, all channel pipes, fittings, etc	No	39	
104	Inspection chamber exceeding 2000mm and not exceeding 3000mm deep depth internally complete including precast rings, benching, manhole cover and frame, all channel pipes, fittings, etc	No	3	
105	Inspection chamber exceeding 3000mm and not exceeding 4000mm deep depth internally complete including precast rings, benching, manhole cover and frame, all channel pipes, fittings, etc	No	3	
106	Extra over excavations for drain trenches, etc in earth for excavation in soft rock	m3	540	
107	Extra over excavations for drain trenches, etc in earth for excavation in hard rock	m3	270	
	Carried to Collection			R
	Bill No. 16 PLUMBING AND DRAINAGE (PROVISIONAL) PULANA BAXTER AND ASSOCIATES			

Note:

In remeasuring the cubic quantity of extra for excavations in soft, hard rock, etc for drain trenches, etc the following basis shall apply:

Drain Trenches, Water Supply, Etc - Trenches not exceeding 1,00m deep shall be taken 0,60m wider than the internal diameter of the pipe. This width shall be increased by 100mm for each successive depth of 1,00m to a maximum of 1,00m wider than the internal diameter of the pipe.

Inspection Chambers, Etc - Inspection chambers, etc shall be taken to the full extent in width and depth and no more.

SANITARY PLUMBING

UPVC Pipes And Fittings

108	40mm pipes	m	414
109	50mm Pipes	m	135
110	110mm Pipes	No	303
<u>Extra For:</u>			
111	50mm Straight reducer	No	6
112	110mm Straight reducer	No	6
113	110mm Pan connector	No	120
114	40mm Bend	No	240
115	50mm Bend	No	57
116	110mm Bend	No	6
117	40mm Inspection eye bend	No	117
118	50mm Inspection eye bend	No	42
119	110mm Inspection eye bend	No	168

Carried to Collection

R

Bill No. 16
PLUMBING AND DRAINAGE (PROVISIONAL)
PULANA BAXTER AND ASSOCIATES

120	110mm Inspection eye bend with anti-syphon horn	No	21
121	40mm Junction	No	105
122	50mm Junction	No	24
123	110mm Junction	No	6
124	40mm Inspection eye junction	No	12
125	50mm Inspection eye junction	No	12
126	110mm Inspection eye junction	No	6
127	50mm Inspection eye reducing junction	No	3
128	110mm Inspection eye reducing junction	No	12
	<u>Sundries</u>		
129	50mm UPVC vent valve	No	15
130	110mm UPVC vent valve	No	24
131	40mm Brass shower "P" trap with grating including joint to pipe	No	1
132	100mm Cast iron "P" trap including joint to pipe	No	1
133	100mm Cast iron urinal "P" trap including joint to pipe and outlet of fitting	No	3
134	40mm Brass "P" trap including joint to pipe and outlet of fitting	No	24
135	40mm Brass combination sink "P" trap including joint to pipe and outlet of fitting	No	29
136	32 x 40mm Chromium plated bottle trap including joint to pipe and outlet of fitting	No	144
137	40 x 40mm Chromium plated bottle trap including joint to pipe and outlet of fitting	No	18

WATER SUPPLY

Carried to Collection

R

Bill No. 16
PLUMBING AND DRAINAGE (PROVISIONAL)
PULANA BAXTER AND ASSOCIATES

<u>Class 6 UPVC Pressure Pipes And Fittings</u>			
138	32mm Pipes laid in and including trenches	m	825
139	40mm Pipes laid in and including trenches	m	114
140	50mm Pipes laid in and including trenches	m	780
141	63mm Pipes laid in and including trenches	m	408
<u>Extra For:</u>			
142	32mm Straight reducer	No	20
143	40mm Straight reducer	No	24
144	50mm Straight reducer	No	3
145	63mm Straight reducer	No	3
146	32mm Bend	No	72
147	40mm Bend	No	3
148	50mm Bend	No	3
149	63mm Bend	No	3
150	32mm Tee	No	3
151	40mm Tee	No	3
152	50mm Tee	No	6
153	63mm Tee	No	3
154	32mm Reducing tee	No	15
155	40mm Reducing tee	No	3
156	50mm Reducing tee	No	18
157	63mm Reducing tee	No	15

Carried to Collection

R

Bill No. 16
PLUMBING AND DRAINAGE (PROVISIONAL)
PULANA BAXTER AND ASSOCIATES

	<u>Class II Copper Pipes</u>		
158	15mm Pipes	m	1,710
159	22mm pipes	m	330
160	28mm Pipes	m	45
161	15mm Pipes laid in and including trenches	m	30
	<u>Extra For Approved Brass Compression Fittings</u>		
162	15mm Fittings	No	1,155
163	22mm Fittings	No	390
164	28mm Fittings	No	60
	<u>Sundries</u>		
165	Cement concrete (15MPa) in thrust blocks at bends, tees, etc including necessary excavation, formwork	m3	6
166	15mm Brass stopcock including joints to pipes	No	27
167	22mm Brass stopcock including joints to pipes	No	27
168	28mm Brass stopcock including joints to pipes	No	3
169	15mm Chromium plated stopcock including joints to pipes	No	120
170	15mm Brass hose tap including joint to pipe	No	24
171	32mm Brass gate valve including joints to pipes	No	24
172	40mm Brass gate valve including joints to pipes	No	3
173	50mm Brass gate valve including joints to pipes	No	3
174	63mm Brass gate valve including joints to pipes	No	6
175	50mm Brass irrigation valve including joints to pipes	No	6
176	63mm Approved water meter including joints to pipes	No	3

Carried to Collection

R

Bill No. 16
PLUMBING AND DRAINAGE (PROVISIONAL)
PULANA BAXTER AND ASSOCIATES

177	15mm Chromium plated extension piece with wall flange	No	42
178	15mm Chromium plated pillar tap as "Cobra Star 111" or other approved including joint to pipe	No	186
179	15mm Chromium plated pillar tap as "Cobra Carina 114" or other approved including joints to pipes	No	78
180	15mm Chromium plated sink mixer as "Cobra Star 166/041" or other approved including joints to pipes	No	42
181	15mm Chromium plated elbow action pillar tap as "Cobra 505-21" or other approved including joint to pipe	No	24
182	22mm Chromium plated "Flushmaster Junior FJ6.000" or other approved urinal flushvalve including joints to pipes.	No	18
183	15mm Chromium plated shower set as "Cobra Star 431" or other approved including joints to pipes	No	1
184	22mm Brass vacuum breaker including joint to pipe	No	66
185	22mm Brass pressure control valve including joints to pipes	No	33
186	22mm Brass relief valve including joints to pipes	No	33
187	100 Litre high pressure horizontal hot water geyser including fixing in roof and joints to pipes 155156	No	8
188	150 Litre high pressure horizontal hot water geyser including fixing in roof and joints to pipes 155156	No	6
189	Galvanised sheet iron tray to suit 100 litre geyser and fixing in roof including timber platform below	No	30
190	Galvanised sheet iron tray to suit 150 litre geyser and fixing in roof including timber platform below	No	6
191	40mm UPVC overflow pipe	m	132

Carried to Collection

R

Bill No. 16
PLUMBING AND DRAINAGE (PROVISIONAL)
PULANA BAXTER AND ASSOCIATES

192	Stopcock chamber size 300 x 300 x not exceeding 1000mm deep internally complete including 300 x 300mm cast iron hinged cover and frame	No	24	
	<u>FIRE SERVICE</u>			
193	5 Kg CO2 fire extinguisher fixed to wall	No	68	
194	Approved fire hose reel complete with 30,00m rubber hose, chromium plated stopcock, shut off nozzle and wall brackets and fixing to wall including joint to pipe	No	18	
195	80mm Fire hydrant valve including joint to pipe	No	6	
	<u>GAS INSTALLATION</u>			
	<u>UPVC Pipes And Fittings</u>			
196	50mm Sleeve pipes	m	45	
197	110mm Sleeve pipes	m	12	
	<u>Extra For:</u>			
198	50mm Bend	No	15	
199	110mm Bend	No	3	
200	50mm Junction	No	9	
201	110mm Junction	No	3	
	<u>Class II Copper Pipes</u>			
202	8mm Pipes	m	105	
203	15mm Pipes	m	60	
	<u>Extra For Approved Fittings Fixed In Strict Accordance With The Manufacturers Instructions</u>			
204	8mm Fittings	No	60	
205	15mm Fittings	No	30	
	Carried to Collection			R
	Bill No. 16 PLUMBING AND DRAINAGE (PROVISIONAL) PULANA BAXTER AND ASSOCIATES			

<u>Sundries</u>			
206	Bench fitting with one valve and a lift/turn safety handle as Broen 08317.009	No	45
207	Bench fitting with two valves and a lift/turn safety handle as Broen No 08319.009	No	15
208	Bench fitting with four valves and a lift/turn safety handle as Broen No 08320.009	No	6
209	300 x 300 x 200mm deep duct in concrete floor complete including 100mm thick concrete bottom and walls with 18mm blockboard cover and 25 x 25 x 3mm galvanised mild steel angle iron surround fixed to concrete	No	25
<u>TESTING</u>			
210	Allow for testing all stormwater drainage, soil and waste water drainage, sanitary plumbing, sanitary fittings, water supply, fire service and gas installation to the satisfaction of the architect and the Municipal Authorities, replace any defective work free of charge and leave perfect		Item
<u>CONNECTION FEES</u>			
211	Provide the sum of R350 000.00 (Three hundred and fifty thousand rand) for Municipal water connection		Item
<u>BUILDERS WORK IN CONNECTION WITH PLUMBING INSTALLATION</u>			
212	Cut hole through facebrick wall for pipe not exceeding 100mm diameter and make good	No	618
213	150mm Diameter galvanised sheet iron sleeve through 170mm concrete slab	No	15
214	Prepare surface and apply one undercoat and two coats gloss enamel paint to copper pipes not exceeding 300mm girth	m	615

Carried to Collection

R

Bill No. 16
PLUMBING AND DRAINAGE (PROVISIONAL)
PULANA BAXTER AND ASSOCIATES

Bill No. 16

PLUMBING AND DRAINAGE (PROVISIONAL)

COLLECTION

Total Brought Forward from Page No.

**Page
No**

Amount

84

85

86

87

88

89

90

91

92

93

94

95

96

97

98

99

100

101

102

103

104

Carried to Summary

R

Bill No. 16

PLUMBING AND DRAINAGE (PROVISIONAL)

PULANA BAXTER AND ASSOCIATES

Item No		Quantity	Rate	Amount
	<u>BILL NO.18</u>			
	<u>EXTERNAL WORKS (PROVISIONAL)</u>			
	<u>SITE CLEARANCE</u>			
1	Digging up and removing from site all rubbish, debris, vegetable matter, shrubs, small trees, etc and clearing site	m2	16,319	
2	Strip 300mm layer of top soil and deposit on site in spoil heaps	m2	16,319	
	<u>BULK EARTHWORKS, BUILDING PLATFORMS, ROADS AND PARKING AREAS</u>			
3	Excavate in earth to open face not exceeding 2,00m deep to reduce levels under roads, pavings and platforms and deposit on site in spoil heaps	m3	31,638	
4	Extra for excavation in soft rock	m3	6,121	
5	Extra for excavation in hard rock	m3	4,013	
6	Allow for keeping excavations free from water		Item	
7	Load surplus or unsuitable material from spoil heaps and cart away to a dumping site to be located by the contractor within 5km radius	m3	7,344	
8	Selected filling with excavated material in making up levels over site, under pavements, behind kerbs, etc compacted to 93% Mod AASHTO density	m3	2,938	
9	<u>Imported filling G5 material and compacted, etc to 95% Mod AASHTO density</u>	m3	5,120	
10	150mm Thick Selected imported sub-grade course of G5 material and compacted under roadways, etc to 95% Mod AASHTO density	m2	1,699	
	Carried to Collection			R
	Bill No. 17 EXTERNAL WORKS PULANA BAXTER AND ASSOCIATES			

11	150mm Thick selected imported base course of G2 material and compacted under roadways, etc to 98% Mod AASHTO density	m2	1,699
12	Scarify in-situ material to a depth of 150mm and compact to 93% Mod AASHTO density	m2	16,319
13	Modified AASHTO density test on filling, etc	No	20
14	Precast concrete barrier kerb size 150 x 300mm high radius finished smooth from the mould including excavation, backfilling, bedding and laying on a 15 MPa concrete bed, jointing, pointing, etc and continuous cement concrete haunching at back	m	553
15	Precast concrete barrier kerb size 150 x 300mm high radius finished smooth from the mould including excavation, backfilling, bedding and laying on a 15 MPa concrete bed, jointing, pointing, etc and continuous cement concrete haunching at back, circular on plan not exceeding 4.00m radius	m	42
16	Precast concrete rollover kerb with channel size 450 x 220mm high finished smooth from the mould including excavation, backfilling, bedding and laying on a 15 MPa concrete bed against kerb, jointing, pointing, etc	m	124
17	Precast concrete rollover kerb with channel size 450 x 220mm high finished smooth from the mould including excavation, backfilling, bedding and laying on a 15 MPa concrete bed against kerb, jointing, pointing, etc, circular on plan not exceeding 4.00m radius	m	44
18	Precast concrete rollover kerb with channel size 450 x 220mm high finished smooth from the mould including excavation, backfilling, bedding and laying on a 15 MPa concrete bed against kerb, jointing, pointing, etc, circular on plan exceeding 4.00m radius	m	88
19	80mm Precast concrete G-Blocks pavers (25MPa) plain colour laid to approved patterns and borders on and including 20mm sandbed including grouting joints after laying all to comply with SABS 1057 and SABS 1200 MJ	m2	521
20	Prime using MC30 Cutback at 0.70 l/m2 and lay 25mm thick asphalt continuous graded using 80/100 graded bitumen to parking areas	m2	2,193

Carried to Collection

R

Bill No. 17
EXTERNAL WORKS
PULANA BAXTER AND ASSOCIATES

21	Standard stop sign complete including pole, concrete base, excavation, etc	No	2	
22	Standard arrow direction sign complete including pole, concrete base, excavation, etc	No	3	
23	Standard no right turn sign complete including pole, concrete base, excavation, etc	No	1	
24	Prepare surface and apply bitumen based roadmarking paint to line on tarmac 100mm wide	m	152	
25	Prepare surface and apply bitumen based roadmarking paint to arrow sign 500mm long	No	3	
26	Prepare surface and apply bitumen based roadmarking paint to disabled parking bay sign 500mm long	No	2	
	<u>APRONS, WALKWAYS, WATER CHANNELS, SEPTIC TANK, ETC</u>			
27	Excavate in earth not exceeding 2,00m deep to reduce levels under aprons, etc and deposit on site in spoil heaps	m3	157	
28	Extra for excavation in soft rock	m3	16	
29	Extra over excavation in hard rock	m3	8	
30	Allow for keeping excavations free from water		Item	
31	Load surplus or unsuitable material from spoil heaps and cart away to a dumping site to be located by the contractor	m3	79	
32	Selected filling with excavated material behind kerbs compacted to 93% Mod AASHTO density	m3	79	
33	150mm Thick imported sabunga base course and compacted under aprons, etc to 95% Mod AASHTO density	m2	60	
34	Scarify in-situ material to a depth of 150mm and compact to 93% Mod AASHTO density	m2	60	
	Carried to Collection			R
	Bill No. 17 EXTERNAL WORKS PULANA BAXTER AND ASSOCIATES			

35	Cement concrete (25MPa) in aprons laid in panels including temporary formwork	m3	248
36	Finish top of concrete aprons to a wood floated and brushed finish to falls	m2	400
37	Close rough formwork to edge not exceeding 300mm wide	m	121
38	6 x 30mm Saw cut joint in top of concrete	m	381
39	Approved polysulphide sealant in filling to 6 x 30mm saw cut joint	m	381
40	75mm outside diameter x 6,51 kg/m tubular column not exceeding 3200 mm long with 150 x150 x10mm base plate welded on to bottom end and top end with a 150 x3mm thick x 375mm girth channel -shape brackets welded on eight times holed for bolting to timber beam including setting up in position and embedding bottom end in concrete	No	51

LANDSCAPING AND PLANTING

NOTE All rates are to include for watering, cutting, pruning and maintaining for a period of 3 months after laying and installation. All grassed and planted areas to be watered once a week for 5 weeks minimum 15mm of water per application.

Grassing

41	Prepare existing or made up ground by means of grubbing up and removing of all weeds, unwanted vegetation, foreign material, etc and leave ground suitable to receive top soil and planting (elsewhere measured)	m2	528
42	Spray herbicide to eliminate existing vegetation	m2	528
43	Top soil from spoil heaps including spreading and shaping to required levels and slopes	m3	40
44	Imported top soil including spreading and shaping to required levels and slopes	m3	7

Carried to Collection

R

Bill No. 17
EXTERNAL WORKS
PULANA BAXTER AND ASSOCIATES

45	Grass sods (kweek) roll on lawn	m2	528
	<u>Tree Planting</u>		
	NOTE All rates are to include for digging of hole to suitable size, placing of compost, mulch and fertilizer, backfilling with top soil, supporting with stakes, etc		
46	Tree type Erithryna size 1.50m tall in a 50 litre bag supplied and placed in position	No	17
47	size 1.50m tall in a 50 litre bag supplied and placed in position	No	29
	<u>INTERLOCKING PLANTER BLOCKS</u>		
	<u>Loffelstein or similar approved precast concrete interlocking planter blocks finished smooth on exposed surfaces.</u>		
48	Retaining structure with stepped face and curves as required to suite 3500mm high slopes of 450x 500 x 170mm high type L500 interlocking planter blocks laid with horizontal bed joints to 70 degrees slope including backfilling with earth obtained from the excavations and filling the blocks with garden soil lightly tamped as the work proceeds	m2	315
	<u>BOUNDARY WALLS, CLEAR VIEW, ETC</u>		
49	Excavate for surface trenches and bases not exceeding 2.00m deep	m3	85
50	Extra for excavation in soft rock	m3	8
51	Extra for excavation in hard rock	m3	4
52	Risk of collapse exceeding 1.50m deep	m2	242
53	Allow for keeping excavations free from water		Item
54	Load surplus or unsuitable material from spoil heaps and cart away to a dumping site to be located by the contractor	m3	43

Carried to Collection

R

Bill No. 17
EXTERNAL WORKS
PULANA BAXTER AND ASSOCIATES

55	Earth filling from excavations and/or stock piles in backfilling to trenches, etc and compacted to 98% Mod AASHTO density	m3	43
56	Cement concrete 25MPa in footings and bases cast against excavated surfaces	m3	23
57	One brick wall	m2	198
58	Extra over brickwork for faced brickwork in selected face bricks	m2	198
	<u>Hot Dipped Galvanised Steel (Class A) high density Anti Climbing and Anti Cut pressed Metal panel fencing with Anthracite Grey Colour formed of 4mm Diameter Horizontal and Vertical High Tensile Line Wires with Aperture size 76.2 x 12.7mm and reinforcing V-Section Ribs, bolted with vandal resistant bolts and clamping plates to and including 3mm x 250mm long angle section base anchors with deep cement concrete 15MPa Bases and including sill between bases and fence with anti theft double strict accordance with the manufacturers instructions including excavations, backfilling, concrete, reinforcing etc.</u>		
59	Fencing 2400mm width x 1800mm high (maximum width 3500mm)	m	728
60	Provide the prime cost sum of R44 000.00 for automated boom gates including installation		Item

Carried to Collection

R

Bill No. 17
EXTERNAL WORKS
PULANA BAXTER AND ASSOCIATES

Bill No. 17
EXTERNAL WORKS
COLLECTION

Total Brought Forward from Page No.

**Page
No**
106
107
108
109
110
111

Amount

Carried to Summary

R

Bill No. 17
EXTERNAL WORKS
PULANA BAXTER AND ASSOCIATES

Item No		Quantity	Rate	Amount
	<u>BILL NO. 19</u>			
	<u>PROVISIONAL SUMS</u>			
	The tenderer's attention is drawn to the fact that all Provisional Sums stated are nett and do not include builder's discount.			
	<u>JOINERY FITTINGS</u>			
1	Provide the sum of R1 800 000.00 (One Million Eight Hundred Thousand Rand) for joinery fittings supplied and fixed complete	Item		1,800,000.00
2	Allow for profit	Item		
3	Allow for attendance	Item		
	<u>CLINIC LOOSE ITEMS (KITCHEN ELECTRICAL APPLIANCES,BLINDS, CURTAINS, FURNITURE, ETC.</u>			
4	Provide the amount of R4 112 083,80 (Four Million, One Hundred And Twelve Thousand And Eighty Three Rands, Eighty Cents) for clinic loose items etc.	Item		4,112,083.80
5	Allow for profit	Item		
6	Allow for general attendance	Item		
	<u>FLAGPOLE, CLINIC SIGN, ETC</u>			
7	Provide the amount of R100 000.00 (One Hundred Thousand Rand) for clinic name plaque, flag poles and plinth to flag poles	Item		100,000.00
8	Allow for profit	Item		
9	Allow for general attendance	Item		
	Carried to Collection		R	
	Bill No. 18 PROVISIONAL SUMS PULANA BAXTER AND ASSOCIATES			

STEEL WATER TANK INCLUDING PUMP

10 Provide an amount of R2 074 715.00 (Two Million
Seventy Four Thousand Seven Hundred and Fifteen
Rands) for steel water tank including pump

Item

2,074,715.00

11 Allow for profit

Item

12 Allow for general attendance

Item

Carried to Collection

R

Bill No. 18
PROVISIONAL SUMS
PULANA BAXTER AND ASSOCIATES

Bill No. 18

PROVISIONAL SUMS

COLLECTION

Total Brought Forward from Page No.

**Page
No**

113

114

Amount

Carried to Summary

R

Bill No. 18
PROVISIONAL SUMS
PULANA BAXTER AND ASSOCIATES

Bill No	FINAL SUMMARY	Page No	Amount
1	PRELIMINARIES	27	
2	EARTHWORKS	30	
3	CONCRETE, FORMWORK AND REINFORCEMENT	35	
4	MASONRY	38	
5	WATERPROOFING	41	
6	ROOF COVERING AND CLADDING	44	
7	CARPENTRY AND JOINERY	50	
8	CEILING, PARTITIONS AND ACCESS FLOORING	55	
9	FLOOR COVERINGS AND WALL LININGS	58	
10	IRON MONGERY	67	
11	METAL WORK	73	
12	PLASTERING	76	
13	TILING	79	
14	GLAZING	80	
15	PAINTWORK	83	
16	PLUMBING AND DRAINAGE (PROVISIONAL)	105	
17	EXTERNAL WORKS	112	
18	PROVISIONAL SUMS	115	
	<u>PART A</u>		
	Electrical Installation including Main Contractors profit and attendance (See separate document) (Value Added Tax excluded)	Item	
	Carried Forward		R
	PULANA BAXTER AND ASSOCIATES		

Bill No	FINAL SUMMARY	Page No		Amount
	Brought Forward		R	
	<u>PART B</u>			
	Mechanical Installation including Main Contractors profit and attendance (See separate document) (Value Added Tax excluded)	Item		
	<u>CONTRACT PRICE ADJUSTMENT (CPAP)</u>			
	Allow the sum of R4 000 000.00 (Four million rands) for escalation to be adjusted in accordance with the contract	Item		4,000,000.00
	NETT BUILDING COST		R	
	ADD : 15% VALUE ADDED TAX		R	
	Carried to Form of Tender		R	
	PULANA BAXTER AND ASSOCIATES			

ELECTRICAL BILL OF QUANTITIES

Total to be transferred to Main Bill Summary Part A, page 116, excl VAT

Mahehle clinic internal installation**ELECTRICAL INSTALLATION****PROVISIONAL BILLS OF QUANTITIES****SECTION A**

Item	Description	Qty	Unit	Rate	Amount
1.1	Distribution Boards Supply, installation and commissioning of Kiosk, Distribution Boards, including making off all wire connections (external wiring, conduit, armoured cable and terminations given elsewhere). Special note, the accessories are inclusive on the quoted price				
1.1.1	DB Block A	Supply 1 Install 1	No. No.		R - R -
1.1.1	DB Block B	Supply 1 Install 1	No. No.		R - R -
1.1.1	DB Block C	Supply 1 Install 1	No. No.		R - R -
1.1.1	DB Block F	Supply 1 Install 1	No. No.		R - R -
1.1.1	DB Block G	Supply 1 Install 1	No. No.		R - R -
1.1.1	DB Block H	Supply 1 Install 1	No. No.		R - R -
1.1.1	DB Block I	Supply 8 Install 8	No. No.		R - R -
1.1.2	Security System Installation of Camera Sytem equipment and All Access Control Systems as specified of the Detailed Specification.				
1.1.2.1	360 Degree resolution CCTV Camera	Supply 21 Install 21	No. No.		R - R -
1.1.2.3	Double Door Access Controller Panel	Supply 14 Install 14	No. No.		R - R -
1.1.2.4	Fingerprint Keypad Reader-Standalone	Supply 14 Install 14	No. No.		R - R -
1.1.2.5	No Touch proximity Door release button	Supply 14 Install 14	No. No.		R - R -
1.1.2.6	Magnetic Lock 544 KG Holding Force	Supply 14 Install 14	No. No.		R - R -
1.1.2.7	Emergency Door Release Call Point (Breaker Glass)	Supply 14 Install 14	No. No.		R - R -
1.1.2.8	CCTV Monitor Screen including all hardware and software for the	Supply 3 Install 3	No. No.		R - R -
1.2	Ancillary Distribution Boards and Outlets Supply and installation of the following metal Ancillary Distribution				
1.2.1	Telephone Distribution Board (450mm x 450mm).	Supply 1 Install 1	No. No.		R - R -
1.2.2	Data Distribution Board (450mm x 450mm)	Supply 1 Install 1	No. No.		R - R -
Total for Bill No. 1 : Carried Forward to Summary Page					R -

Item	Description		Qty	Unit	Rate		
1.2.4	Data, Telephone and Ancillary Coverplates	Supply	66	No.		R	-
		Install	66	No.		R	-
1.5	<u>Cable Sleeves</u> Supply and Installation of Cable Sleeves as specified, in trenches or cast						
1.5.1	110mm Ø Flexible Cable Sleeve	Supply	155	m		R	-
		Install	155	m		R	-
	EXTRA ON upvc piping for: 100mm Diameter long radius bend		23	m3		R	-
1.7	<u>Conduit</u> Supply and installation of PVC conduit. Lengths given shall be taken as measured horizontal and vertical runs between conduit terminations. Rates quoted shall allow for wastage, offcuts, couplings, cuttings, bending, jointing socket and tees chased or installed in concrete and						
1.7.1	20mm Conduit	Supply	2964	m		R	-
		Install	2964	m		R	-
1.7.2	25mm Conduit	Supply	2205	m		R	-
		Install	2205	m		R	-
1.8	<u>Conduit Boxes and Ends</u> Terminate and connect one pair of conduit ends including supply and installation of 1, 2, 3 or 4 way box on surface or in brickwork. (excluding coverplates), including holes for conduit.						
1.8.1	20mm Conduit (75mm Ø) Round Box	Supply	577	No.		R	-
		Install	577	No.		R	-
1.8.2	20mm Conduit (50 × 100mm) Galvanized Box	Supply	136	No.		R	-
		Install	136	No.		R	-
1.8.3	25mm Conduit (100 x 100mm) Galvanized Box	Supply	284	No.		R	-
		Install	284	No.		R	-
1.10	<u>Conductors</u> Supply and installation of PVC insulated copper conductors drawn into conduit or wiring channel in groups of 2, 3, 4, etc. with the required colour coding, but excluding any wiring connections.						
1.10.1	2,5 mm ² PVC Conductors	Supply	5365	m		R	-
		Install	5365	m		R	-
	2,5 Earth conductors	Supply	2683	m		R	-
		Install	2683	m		R	-
	4 x 2 PVC Wall Box	Supply	70	No.		R	-
		Install	70	No.		R	-
	4-Way Box PVC	Supply	75	No.		R	-
		Install	75	No.		R	-
1.10.2	4 mm ² PVC Conductors	Supply	4281	m		R	-
		Install	4281	m		R	-
	4 mm ² PVC Conductors Earth	Supply	2142	m		R	-
		Install	2142	m		R	-
	4 x 4 PVC Wall Box	Supply	151	No.		R	-
		Install	151	No.		R	-
Total for Bill No. 1 : Carried Forward to Summary Page						R	-

Item	Description	Qty	Unit	Rate	Amount
1.12	<u>Light Switches</u> Supply, fitting and electrical connection of a Legrand type flush or surface mounted 16A switch in 100 x 50 excluding box (for flush type) and conduit connections, but including cover plates.				
1.12.1	16A 1 Lever 1 Way	Supply 68 Install 68	No. No.		R R -
1.12.1	16A 2 Lever 1 Way	Supply 26 Install 26	No. No.		R R -
1.12.2	16A 1 Lever 2 Way	Supply 34 Install 34	No. No.		R R -
1.13	<u>Luminaires</u> Mounting, fixing and electrically connecting the following luminaires, complete with lamps as specified in Section E of the Detailed				
1.13.1	Type A2 2 x 18w T8 Tubes, 2480 Lumens, rated to IP65 & 3 Hour Maintained Emergency back-Up.	Supply 8 Install 8	No. No.		R R -
1.13.2	Type F 72w 600 x 1200 x 600 LED Panel Surface Mount Non-Dimmable, 3400lm, 5000k, as per Beka	Supply 155 Install 155	No. No.		R R -
1.13.3	Type G 1 x 18w LED Bulkhead IP65	Supply 206 Install 206	No. No.		R R -
1.13.6	Type O1 80w, Shadow Less Operating Lamp, with 5 Reflectors ceiling mounted 4000k +/-5000k, 240v/50Hz	Supply 2 Install 2	No. No.		R R -
1.14	<u>Daylight Switch</u> Supply and installation of approved daylight switch.				
1.14.1	Daylight Switch	Supply 5 Install 5	No. No.		R R -
11.15.1	<u>POWERSKIRTING</u> Supply and install Le Grand 2 compartment powerskirting with covers . Colour will be specified by architect	Supply 110 Install 110	m m		R R -
1.15.2	Elbows Internal/External	Supply 11 Install 11	No. No.		R R -
1.15.3	End Caps	Supply 52 Install 52	No. No.		R R -
1.15.4	Cover Joiner Clips	Supply 70 Install 70	No. No.		R R -
Total for Bill No. 1 : Carried Forward to Summary Page					R -

Item	Description		Qty	Unit	Rate	Amount
1.15.5	16A SSO's c/w cover on Powerskirting	Supply	18	No.		R -
		Install	18	No.		R -
1.16.7	RJ11 Connector with cradle/ cover and mod blank	Supply	23	m		R -
		Install	23	m		R -
1.16.8	RJ45 Connector with cradle/ cover mod blank	Supply	38	m		R -
		Install	38	m		R -
1.16	Socket Outlets Supply, fitting and electrical connection of flush or surface mounted Legrand type switched socket in either 100 x 100, 100 x 50, round box or wiring channel, <u>excluding</u> box (for flush type) and conduit connections, but including cover plate.					
1.16.1	5A Single SSO c/w coverplate.Legrand type.	Supply	262	No.		R -
		Install	262	No.		R -
1.16.2	16A Double SSO c/w coverplate.Legrand type.	Supply	115	No.		R -
		Install	115	No.		R -
1.16.3	16A Dedicated Double SSO c/w coverplate.Legrand type.	Supply	20	No.		R -
		Install	20	No.		R -
1.16.4	16A UPS Single SSO c/w coverplate.Legrand type.	Supply	3	No.		R -
		Install	3	No.		R -
1.16.5	Medical Gas Outlets	Supply	6	No.		R -
		Install	6	No.		R -
1.16.6	16A SSO for Powerskirting	Supply	125	m		R -
		Install	125	m		R -
1.16.7	Bedhead Trunking The adaptable HU10-01 is a wall mounted horizontal bedhead service system, which includes customized electrical and medical gas outlets to suit the clients' unique requirements and as specified with all the services on the drawings.	Supply	3	No		R -
		Install	3	No		R -
1.17	Isolators Supply, fitting and electrical connection of flush or surface mounted Metal Clad Isolators in either 100 x 100, 100 x 50, round box or wiring channel, <u>excluding</u> box (for flush type) and conduit connections, but including cover plate. For more details please refer to the specific					
1.17.1	20A Double2 Pole Flush waterproof Isolator for HVAC	Supply	24	No.		R -
		Install	24	No.		R -
1.17.2	32A Double-Pole waterproof Isolator internal equipment	Supply	28	No.		R -
		Install	28	No.		R -
1.17.3	20A 4 Pole Flush waterproof Isolator	Supply	2	No.		R -
		Install	2	No.		R -
1.17.3	60A 2 stove Isolator	Supply	8	No.		R -
		Install	8	No.		R -
Total for Bill No. 1 : Carried Forward to Summary Page						R -

Item	Description		Qty	Unit	Rate	Amount
1.18	<u>Electrical connection of appliances and installations.</u>					
1.18.1	Total Airconditioning Plant (Internal/External Units): Single and three	Connect	28	No.		R -
1.18.2	Hand dryers/stoves, hydroboils	Connect	10	No.		R -
1.19	TELEPHONE INSTALLATION Supply and installation of the following items for the Telephone Installation					
1.19.1	25mm PVC Conduit	Supply	10	m		R -
		Install	10	m		R -
1.19.2	25mm PVC Conduit end	Supply	5	No.		R -
		Install	5	No.		R -
1.19.3	25mm PVC Conduit box	Supply	5	No.		R -
		Install	5	No.		R -
1.20	DATA INSTALLATION Supply and installation of the following items for the Data installation					
1.20.1	25mm PVC Conduit	Supply	130	m		R -
		Install	130	m		R -
1.20.2	25mm PVC Conduit end	Supply	25	No.		R -
		Install	25	No.		R -
1.20.3	25mm PVC Conduit box	Supply	25	No.		R -
		Install	25	No.		R -
1.21	<u>Nurse Call System</u> Supply and installation of approved Nurse Call System.					
1.20.1	Nurse call Panel	Supply	1	No.		R -
		Install	1	No.		R -
1.20.2	Nurse call Push Button	Supply	3	No.		R -
		Install	3	No.		R -
1.20.3	Emergency call Push Button	Supply	3	No.		R -
		Install	3	No.		R -
1.20.4	Nurse call Light	Supply	2	No.		R -
		Install	2	No.		R -
1.20.5	PA System	Supply	1	No.		R -
		Install	1	No.		R -
1.20.6	Microphone	Supply	1	No.		R -
		Install	1	No.		R -
1.20.7	Loud Speaker	Supply	10	No.		R -
		Install	10	No.		R -
Total for Bill No. 1 : Carried Forward to Summary Page						R -

<u>Mahehle clinic internal installation</u>								
<u>ELECTRICAL INSTALLATION</u>								
<u>SECTION A</u>								
<u>SUMMARY PAGE</u>								
Amounts brought forward from:							Amounts (R)	
Page:	1,1					R	-	
	1,2					R	-	
	1,3					R	-	
	1,4					R	-	
	1,5					R	-	
Total for Electrical Bill of Quantities							R	-

IDEAL PROTOYPE SMALL CLINICS REVISION -MAHEHLE

ELECTRICAL INSTALLATION EXTERNAL WORKS

BILLS OF QUANTITIES

SECTION A

Item	Description	Qty	Unit	Rate	Amount
1.1	<u>ELECTRICAL WORK</u> <u>CPAP WORKGROUP NO 160 UNLESS OTHERWISE STATED</u> <u>PREAMBLES</u> Refer to the attached Specifications for the Electrical Installation. The Tenderer must at all times read the Bills of Quantities in conjunction with the specification and drawings prior to pricing this section. Items 1-4 below applies to the entire electrical installation for the school.				
1.1.1	<u>General Earthing</u> Earthing and bonding of cold and hot water pipes and all other metal to comply with regulations.	1	Item		R -
1.2	<u>Commissioning and Testing</u> Allow for testing, balancing and commissioning the whole of the electrical installation as laid down in the specification and for re-testing as may be required after the making good of all defective work to the satisfaction of the Department and the Engineer.	1	Item		R -
1.3	<u>P & G's</u>	1	Item		R -
1.4	<u>Contingency Amount</u> A contingency amount has been allowed for expenditure as directed by the Electrical Engineer	1	Item	R 50 000,00	R 50 000,00
1.5	<u>As Built Drawings</u> Provision for the drawings showing all site cable routes, conduit routes, draw boxes and positions of outlets, etc.	1	Item		R -
1.6	<u>Labelling and Marking</u> Allow for marking and labelling of all equipment, cables, plugs, light switches etc.	1	Item		R -
1.7	<u>Provisional Sum</u> Allow for Supply and Connection with the Back-up Generator of 150KVA Allowance for Profit.....% Allowance for Attendance.....%	1	Item	R 516 400,00	R 516 400,00
1.8	<u>New Kiosk</u> Supply and Installation and commissioning of the Kiosk, including making off all wire connections (external wiring, conduit, armoured cable and terminations given elsewhere). Kiosk K1	Supply 1 Install 1	No. No.		R - R -
	Kiosk K2	Supply 1 Install 1	No. No.		R - R -
1.9	<u>Guarantee and Maintenance</u> Guarantee and maintenance for the complete installation of Electrical Installation including fittings, materials and workmanship for a period of TWELVE MONTHS after date of completion and handover.	1	Item		R -
1.9.1	<u>Eskom Connection fee</u> Provisional sum : Payment of Eskom Connection . (Inclusive of Transformer, Deposit etc) on receiving of the official Eskom quote Plus Profit and Attendance%	1	Sum		R 350 000,00 R -
1.10	<u>CERTIFICATE OF COMPLIANCE</u> Provision for the Certificate of Compliance to be issued on completion of the project.	4	Item		R -
Total for Bill No. 1 : Carried Forward to Summary Page					

Item	Description	Qty	Unit	Rate		
2.	Cables Supply, delivery and laying of PVC/SWA/PVC ECC Aluminium cables as specified, excluding terminations and cable supports. Lengths given shall be taken as measured lengths to cable runs from terminal to terminal and rates quoted shall					
	Aluminium					
2.1	120 mm ² 4 core Al PVCSWAPVC 1,1/0,6kV	Supply Install	120 120	m m	R R	- -
2.2	50 mm ² 4 core Al PVCSWAPVC 1,1/0,6kV	Supply Install	90 90	m m	R R	- -
	Copper					
	4mm ² 3-Core cable.	Supply Install	m m	635 635	R R	- -
	10mm ² 2-Core cable.	Supply Install	m m	362 362	R R	- -
	10mm ² 4-Core cable.	Supply Install	m m	103 103	R R	- -
	16mm ² 4-Core cable.	Supply Install	m m	110 110	R R	- -
	Cable Terminations Including the supply and fitting of Pratley Cable gland, shroud, making off the cable and fitting the gland to gland plates, switchgear or equipment including final connections of cable tails with lugs onto board terminals and including earth in					
2.3	95 mm ² 4 core Al PVCSWA{VC 1,1/0,6kV	Supply Install	4 4	No. No.	R R	- -
	50 mm ² 4 core Al PVCSWAPVC 1,1/0,6kV	Supply Install	2 2	No. No.	R R	- -
	4mm ² 3-Core cable.	Supply Install	60 60	No. No.	R R	- -
	10mm ² 2-Core cable.	Supply Install	20 20	No. No.	R R	- -
	10mm ² 4-Core cable.	Supply Install	10 10	No. No.	R R	- -
	16mm ² 4-Core cable.	Supply Install	4 4	No. No.	R R	- -
2.5	Wireway Installation (for Electrical Supply Cables) 114mm Wide Medium Duty Galvanized Return Flange Cable Tray. Mounted Underside of Ceiling Complete with all Accessories. Covers, 90° Bends, T-	Supply Install	120 120	m m	R R	- -
2.5.1	Server (Telecommunication Network) Supply, install of Fibre Optic cable (Fibework/Krone or other Approved) in wire way & CAT5. 1-off 24 Port Internet Switches (3-Com or Other Approved) Housed a 15U Cabinet. 1-off 24 Port Internet Switches (Krone or Other Approved) Housed a 15U Cabinet. Multi-Mode Fibre optic cable to 24- port Switch in offices and one to 24-Port Switch in Security room. The Termibnation of the fibre optic cables in the					
2.5.1.1	Fibre Network Installation	Sum	1	Item	R	400 500,00 R 400 500,00
2.5.1.2	Supply and Install of Data Equipment Plus Profit and Attendance%		1	Sum	R	150 000,00 R 150 000,00 R -
3.	EXCAVATIONS CPAP WORKGROUP NO 104 UNLESS OTHERWISE					
3.1	Excavations other than bulk in soft excavation not exceeding 2m deep for: Allowance is to be made for the installation of cable markers and warning sheets					
3.2	In trenches for cables and sleeves		195	m ³	R	-
Total for Bill No. 1 : Carried Forward to Summary Page						

Item	Description	Qty	Unit	Rate		
3.3	Extra over "soft excavation" for excavation in intermediate excavations	40	m ³		R	-
3.4	Extra over "soft excavation" for excavation in hard rock excavations	40	m ³		R	-
3.5	Filling obtained from excavations and/or prescribed stock piles on site compacted to 95% Mod AASHTO density					
3.6	Backfilling of trenches	195	m ³		R	-
	Risk of collapse of excavations other than bulk					
3.7	Sides of trenches and hole excavations not exceeding 1.5m deep	42	m ³		R	-
	Manholes					
	Supply and installation of manholes as shown on the drawings. Refer to Clause B6					
3.8	600 x 600mm Concrete Manholes	2	No.		R	-
	Cable Markers					
	Allow to supply and install cable markers					
3.9	PVC warning marking tape	815	m		R	-
3.9.1	Concrete cable route markers	32	No.		R	-
3.10	Security System					
	Installation of Camera Sytem equipment and All Access Control Systems as specified of the Detailed Specification.					
	360 Degree resolution CCTV Camera, external pole mounted including the pole	Supply	2	No.	R	-
		Install	2	No.	R	-
3.11	Luminaires					
	Supply and install and electrically connecting the following luminaires, complete with lamps. Refer to Clause C2 of Part 3.					
3.11.1	Type B1.1					
	2 x 36w Fluorescent Fitting T8 with Prismatic Diffuser	Supply	5	No.	R	-
		Install	5	No.	R	-
3.11.2	Type P1.1					
	LED Post top Luminaire Manufactured from Powder coated die - cats, 36w Pending Height. Lumen variance, 4000lm plus, 4000K	Supply	23	No.	R	-
		Install	23	No.	R	-
3.11.3	7m Pole for P1.1					
		Supply	23	No.	R	-
		Install	23	No.	R	-
3.11.4	Type BO1					
	18w or 25w, LM 6 Die cast Aluminium / Plastic	Supply	6	No.	R	-
		Install	6	No.	R	-
3.11.5	Type A1+					
	2 x 18 w Vapor Proof Double Tube LED Fitting	Supply	5	No.	R	-
		Install	5	No.	R	-
4	Daylight Switch					
	Supply and installation of approved daylight switch.					
	Daylight Switch	Supply	3	No.	R	-
		Install	3	No.	R	-
Total for Bill No. 1 : Carried Forward to Summary Page					R	-

Item	Description	Qty	Unit	Rate		
6	Loud Speaker	Install	2	No.		R -
		Supply	2	No.		R -
		Install	2	No.		R -
7	Solar Installation Provisional sum : Supply and install a solar electrical system consisting of solar panels, DC cabling, Inverter, Batteries and connection to the electrical installation. Plus Profit and Attendance%	1	Sum		R -	R -
Total for Bill No. 1 : Carried Forward to Summary Page						
IDEAL PROTOTYPE SMALL CLINICS REVISION -MAHEHLE						
ELECTRICAL INSTALLATION EXTERNAL WORKS						
BILLS OF QUANTITIES						
SECTION A						
SUMMARY PAGE						
Amounts brought forward from:						Amounts (R)
Page:	1,1				R	-
	1.2				R	-
	1.3				R	-
	1.4				R	-
Total for Electrical Bill of Quantities					R	-

LIGHTNING PROTECTION**VOLUME****BILL OF QUANTITIES**

Note: All rates for items contained in this Bill shall be computed excluding the applicable Value Added Tax. The Contractor shall include in the rates for any work or anything in the Conditions of Contract or Specification or shown on the Drawings not included elsewhere in the Bills of Quantities and for which he considers charges are required.

Allowance for Complete Lightning Protection Installation of all the Ideal Clinics.
The Lightning Protection installation is to be undertaken by a specialist and is required to provide two soil resistivity tests, one at the beginning of the project and one at completion.
The first test is to be conducted within 14 days of the contractor being appointed. The Lightning Protection installer is to provide a Test Certificate in accordance with SANS 10313.
The contractor to note that all conduit provisions for the Lightning Protection installation are to be recessed and provided by the Electrical Sub-Contractor.

Item	Description	Qty	Unit	Rate	Amount
1.	<u>Down Conductors</u> Supply and fixing on surface in an approved manner of aluminium conductor including all fixing accessories, such as insulating sleeves and stand-off brackets, but not including terminations. Rates quoted shall allow for wastage, off-cuts and joints.				
1.1	50mm ² aluminium conductor	36,4	m	R	-
2.	<u>Air Terminal Conductors</u> Supply and fixing on surface in an approved manner of 50mm ² aluminium conductor including all fixing accessories, such as insulating sleeves and stand-off brackets, but not including terminations. Rates quoted shall allow for wastage, off-cuts and joints.	36,4	m	R	-
3.	<u>Terminations of Down Conductors to Air Terminals</u> Termination of aluminium conductor to metal roof as specified in Clause A1.4 including lugs and making off of the ends etc.				
3.1	50mm ² aluminium conductor to metal roof.	13	No.	R	-
4.	<u>Earthing Conductors</u> Supply and laying in the ground and in conduits of copper earth wire as specified in Clause A1.5 excluding terminations. Rates quoted shall allow for wastage, off-cut and joints.				
4.1	50mm ² Green PVC insulated copper conductor	36,4	m	R	-
5.	<u>Termination of Earthing Conductors to Down Conductors</u> Termination of earth conductor to aluminium down conductor and earth electrodes including making off the ends, lugs, clamps, etc.				
5.1	50mm ² Termination to 50mm ² conductor	13	No.	R	-
5.2	Connecting conductor all around the roof	150	m	R	-
6.	<u>Earth Electrodes</u> Supply and installation of earth electrodes generally as specified in Clause A1.3.3.				
6.1	3,6m long earth electrodes	13	No.	R	-
7.	<u>Termination of Earth Conductors to Earth Electrodes</u> Termination of Earth Conductors to Earth Electrodes including making off of ends, lugs, clamps, etc.				
7.1	50mm ² Earth Conductor to Earth Electrode	13	No.	R	-
8.	<u>General Earth Bonding</u> Bonding of metal drainage down pipes and items.	13	Item	R	-
9.	<u>Testing</u> Supply and testing apparatus and testing in accordance with SABS Code.				
9.1	Testing of joint continuity	1	Item		
9.2	Testing of Lightning Protection System	1	Item		
9.3	Testing of Earthing Points	1	Item		
9.4	Soil Resistivity Test and Report	1	Item		
Total for Bill No. 2 : Carried Forward to Summary Page					

LIGHTNING PROTECTION					
VOLUME 2					
SUMMARY PAGE					
Amounts brought forward from:				Amounts (R)	
Page	2,1			R	
Total for Bill No. 2 c/f to Final Summary				R	

IDEAL PROTOYPE SMALL CLINICS REVISION -MAHEHLE**ELECTRICAL INSTALLATION EXTERNAL WORKS****BILLS OF QUANTITIES****SECTION A**

Item	Description	Qty	Unit	Rate	Amount
1	Main Fire Control Panel Main panel with all accessories, analogue addressable including power supply, remote maintenance modems etc as specified.	1	No		
2	Detectors Supply and install Analogue addressable detectors complete with base and mounting of same including any modification needed to accommodate surface trunking or conduit entry.				
2.1	Optical	97	No		
2.2	Heat	4	No		
3	Break Glass units. Supply and install Break Glass units complete with base and mounting of same including any modification needed to accommodate surface trunking or conduit	14			
4	Alarms Supply and install the following alarms as specified:				
4.1	Audible alarm internal to the building	11	No		
4.2	Visible alarm internal to the building	11	No		
6	Cabling Supply and install the following sizes of fire retardent FR20 Screened wiring into conduit, trunking or power skirting in random lengths.				
5.1	2 pair x 0,8mm ² screened cable.	958	No		
6	PVC CONDUIT bending, terminating, waste and fixing to surface, built into brickwork, suspended ceiling and cleaned ready for wiring, including 1,2mm dia galvanised draw wires.				
6.1	25mm	958	m		
8	AS BUILT DRAWINGS installation	1	Item		
9	TESTING AND COMMISSIONING - FIRE DETECTION SYSTEM Test & commission the complete installation in conjunction the supplier of the Fire Panel & provide all specified documentation, training etc, leaving the installation in perfect working order.	1	Item		
10	Wireway Installation (for Electrical Supply Cables) 114mm Wide Medium Duty Galvanized Return Flange Cable Tray. Mounted Underside of Ceiling Complete with all Accessories. Covers, 90° Bends, T-Junctions and rnd Caps etc.				
		Supply 135	m		R -
		Install 135	m		R -
Total for Bill No. 1 : Carried Forward to Summary Page					R -

IDEAL PROTOYPE SMALL CLINICS REVISION -MAHEHLE

ELECTRICAL INSTALLATION EXTERNAL WORKS

BILLS OF QUANTITIES

SECTION A

<u>SUMMARY PAGE</u>					
	Amounts brought forward from:				<u>Amounts (R)</u>
Page:	1,1				R -
	Total for Electrical Bill of Quantities				R -

MAHEHLE CLINIC
ELECTRICAL INSTALLATION

SUMMARY PAGE

BILL	Amounts brought forward from:		Amounts (R)
1	Internal electrical installation	R	-
2	External Electrical instalation	R	-
3	Lightning Protection	R	-
4	Fire Detection	R	-
5	Solar Electrical installation		
	Sub total Exclude VAT	R	-
	NET TOTAL CARRIED FORWARD TO FINAL SUMMARY OF MAIN BILLS OF QUANTITIES, PAGE 116, PART A	R	-

MECHANICAL BILL OF QUANTITIES

Total to be transferred to Main Bill Summary Part B, page 117, excl VAT

Item	Description	Unit	Qty	Rate	Total
	<p>NOTE: i) Quantities in this schedule are to be re-measurable on completion. Rates are fixed in accordance with the tendered rates. ii) This Bill of Quantities is to be read in conjunction with the specification in respect of the following listed items</p> <p>AIR CONDITIONING</p> <p><u>Supply and install inverter-type split air conditioning units with reverse cycle heating, complete with all necessary piping, insulation, trunking, wiring, electrical work, flush mounted hard wired controls, drains, mounting brackets, rubber waffle pads, etc. necessary to leave the installation in good working order, as follows:</u></p> <p>Midwall Units</p> <p>1 12 000 BTU</p> <p>2 18 000 BTU</p> <p>3 24 000 BTU</p> <p>4 28 000 BTU</p> <p>5 12 000 BTU Cooling only</p> <p>Cassette Units</p> <p>6 12 000 BTU</p> <p>7 28 000 BTU</p> <p>VENTILATION</p> <p><u>In-line Extraction Air Fans, installed with electrical connections to the electrical point provided by others. Including attenuators, if necessary, to achieve maximum sound pressure in ablutions: NR 35 (approximately 40 dB(A))</u></p> <p>8 1300 lit/sec @ 250 Pa</p> <p>9 1000 lit/sec @ 250 Pa</p> <p>10 900 lit/sec @ 200 Pa</p> <p>11 200 lit/sec @ 200 Pa</p> <p>12 100 lit/sec @ 200 Pa</p> <p>13 60 lit/sec @ 50 Pa</p> <p><u>In-line Supply Air Fan Filter Units, installed with electrical connections to the electrical point provided by others. Including attenuators, if necessary, to achieve maximum sound pressure in ablutions: NR 35 (approximately 40 dB(A)) Including filter boxes with removable primary filter.</u></p> <p>14 1000 lit/sec @ 250 Pa</p> <p>15 900 lit/sec @ 250 Pa</p> <p>16 800 lit/sec @ 250 Pa</p>				
TOTAL CARRIED FORWARD TO SUMMARY					

Item	Description	Unit	Qty	Rate	Total
	<u>Ducting</u>				
	<u>Circular galvanised sheetmetal ducting suspended under the soffit/trusses by a band with single/double rod(s) (suited to size of ducting) above the ceiling, including all fittings, fixings, tee's, bends, reducers, joints, hangers, fixing to slab, fittings, etc.</u>				
17	450mm diameter	m	10		
18	400mm diameter	m	30		
19	350mm diameter	m	40		
20	300mm diameter	m	80		
21	250mm diameter	m	60		
22	200mm diameter	m	80		
23	160mm diameter	m	60		
24	125mm diameter	m	40		
25	100mm diameter	m	30		
	<u>Flexible ducting. Non-allergenic spiral wound a Not exceeding 1m in length, including all fittings, fixings, etc.</u>				
26	250mm diameter flexible ducting	m	50		
27	200mm diameter flexible ducting	m	40		
28	160mm diameter flexible ducting	m	25		
29	125mm diameter flexible ducting	m	20		
30	100mm diameter flexible ducting	m	10		
	<u>Extract Air Grilles</u>				
31	600x600mm egg crate hinged grilles with removable filters, including filter. Complete with side entry plenum box. To be installed in ceiling.	No	23		
	<u>Disc Valves</u>				
	<u>Disc Valves, galvanised steel, powder coated white, as specified:</u>				
32	100mm	No	5		
33	125mm	No	15		
34	160mm	No	17		
35	200mm	No	9		
TOTAL CARRIED FORWARD TO SUMMARY					

Item	Description	Unit	Qty	Rate	Total
	<u>Weather Louvres</u>				
	Natural anodised aluminium Weather Louvres, complete with sub-frames and fixed to the wall.				
36	500x500mm	No	1		
37	450x450mm	No	4		
38	400x400mm	No	2		
39	350x350mm	No	4		
40	200x200mm	No	5		
	<u>Door Grilles</u>				
41	350x350mm double sided natural anodised aluminium door grille, drilled for countersunk fixing.	No	55		
	<u>Room Heaters</u>				
42	2 kW shortwave radiant heaters.	No	13		
43	3 kW shortwave radiant heaters.	No	4		
44	500w Panel Heaters, covered with 0,6mm stainless steel sheet.	No	10		
	<u>Ceiling Sweep Fan</u>				
45	1420mm ceiling sweep fan, with 3 aluminium blades, epoxy powder coated white. Supplied with a 4-speed controller installed flush mounted adjacent to the room light switch.	No	7		
	<u>Fire Protection Equipment</u>				
46	New 4.5kg Dry Chemical Powder Hand Held Fire Extinguishers as per SANS 1522 and SANS 1739. Mounted on a full length hardwood backing plate. Installed as per SANS 10105.	No	10		
47	New 9kg Dry Chemical Powder Hand Held Fire Extinguishers as per SANS 1522 and SANS 1739. Mounted on a full length hardwood backing plate. Installed as per SANS 10105.	No	8		
48	New 30m fire Hose Reel, complete with hose and nozzle, are to be fitted with an isolating valve and union, in that order (so that the reel can be isolated and removed without having to isolate the mains) as SANS 543.	No	6		
	<u>Fire Signage</u>				
49	200x200mm photoluminescent signage a clear perspex sheet, with anodised aluminium frame, for fire equipment and escape routes, as per SANS 1186, screwed to wall/suspended from ceiling/mounted perpendicular to the wall.	No	150		
50	200x200mm plastic signage for fire equipment, as per SANS 1186, screwed to wall/suspended from ceiling/mounted perpendicular to the wall in anodised aluminium frame.	No	300		
TOTAL CARRIED FORWARD TO SUMMARY					

Item	Description	Unit	Qty	Rate	Total
	HOT WATER EQUIPMENT				
51	2.5lit Hydroboil, as per Franke or other approved.	No	3		
52	200 lit roof mounted indirect solar water heaters and cylinder, with 2.0 kW back-up electrical element, complete with all valves and safety releases. As per Kwikot Kwiksol or other approved.	No	10		
53	Purpose made hot dipped galvanised steel stands to elevate the solar panel and storage cylinder to 30% off the horizontal.	No	10		
54	150 lit cylinder with 3.5 kW heat pump (COP>3:1 for 60°C water at 10°C ambient) system, including all interconnecting piping between heat pump and cylinder, valves, multipressure control valve, vacuum breakers, circulation pump, controller, etc. as specified. Note: approximate distance between heat pump and storage cylinder: 9m.	No	2		
55	Circulation pump 1 lit/sec @ 5m head, as per Davey SXM 32-45 or other approved.	No	1		
	WATER RETICULATION				
	<u>Copper Piping</u>				
	<u>Copper piping, class 2 as per SANS 460, fixed to walls, concrete soffits, etc. including all hangers, brackets & holder bats:</u>				
56	32mm Pipe	m	50		
57	28mm Pipe	m	90		
58	22mm Pipe	m	260		
59	15mm Pipe	m	320		
	<u>Copper Fittings</u>				
	<u>Extra over class 2 copper pipes for capillary fittings</u>				
60	32mm Fittings	No	20		
61	28mm Fittings	No	40		
62	22mm Fittings	No	150		
63	15mm Fittings	No	250		
	<u>Isolating Valves</u>				
	<u>Isolating valves, ball type with brass or gunmetal bodies, stainless steel ball and nylon seat:</u>				
64	32mm	No	4		
65	28mm	No	10		
66	22mm	No	15		
67	15mm	No	25		
68	15mm ball-o-stop valves	No	55		
69	15mm angled valves	No	60		
TOTAL CARRIED FORWARD TO SUMMARY					

Item	Description	Unit	Qty	Rate	Total
	Chasing				
70	Chasing into walls. 50mm deep x 30mm wide. Replastering and making good.	m	50		
	Pressure Testing				
71	Pressure Testing of Piping - all piping to be pressurised to 10 bar for a period of 30 minutes, including hiring of a mobile water pump suitable to pressurise the system.	No	1		
	WATER PUMP				
72	Water pump 40 lit/min @ 45m head, including controls, connections and cabling.	No	1		
	BOREHOLE PUMP				
73	Borehole pump to 0.4 m ³ /hr @ 165m dynamic head, at 134m below ground level.	No	1		
74	Control system for above borehole pump with level probes, complete as specified.	No	1		
	FIRE WATER PUMP				
75	Fire Water Pump Set: 90l/min at 550kPa, including Main Pump, Jockey Pump, 20l Hydrosphere and integral pressure sensors/controls	No	1		
	GENERAL				
76	6 monthly services of all equipment, as specified.	No	1		
77	Annual service, as specified.	No	1		
78	Testing, commissioning and handover of all equipment.	No	1		
79	O&M Manuals, in separate lever arch files, for all mechanical installations, including all technical brochures, commissioning data, as-built drawings and staff training certificates. as specified.	No	3		
80	Staff training (maintenance and users) Signed certificates, as specified, to be provided.	No	1		
TOTAL CARRIED FORWARD TO SUMMARY					

	Total
SUMMARY PAGE	
Page 1	
Page 2	
Page 3	
Page 4	
Page 5	
NET TOTAL AMOUNT TO BE CARRIED FORWARD TO MAIN SUMMARY BILL PAGE 117, PART B	