

REPORT BY AUTHORISED MEDICAL PRACTITIONER ON THE COMPLETION OF A MEDICO-LEGAL EXAMINATION

To be completed in legible handwriting and signed on every page

A. DEMOGRAPHIC INFORMATION

1. Police station:	2. CAS No.:	3. Investigating officer: Name and number:	4. Time Day Month Year <input type="text"/> : <input type="text"/> <input type="text"/> <input type="text"/> <input type="text"/> <input type="text"/>
--------------------	-------------	--	---

5. Name of medical practitioner:

6. Registered qualifications:

7. Phone number:

8. Fax number:

9. Place of examination:

10. Physical practice address or stamp:

11. Full names of person examined:

12. Sex: M F

13. Date of birth/apparent age:

B. GENERAL HISTORY

1. Revelant medical history and medication:

C. GENERAL EXAMINATION

1. Condition of clothing:

2. Height (cm):	3. Mass:	4. General body build:
-----------------	----------	------------------------

5. Clinical findings: In every case the nature, position and extent of the abrasion, wound or other injury must be described and noted together with its probable date and manner of causation. The position of all injuries and wounds must also be noted on the sketches.

.....

.....

.....

.....

.....

.....

.....

.....

.....

.....

.....

.....

.....

6. Mental health and emotional status:

7. Clinical evidence of drugs or alcohol:

8. CONCLUSIONS

.....

.....

.....

.....

.....

Signature of medical practitioner

D. HISTORY IN CASE OF ALLEGED SEXUAL OFFENCE

1. Age of menarche <input type="text"/>	2. Number of pregnancies <input type="text"/>	3. Number of deliveries <input type="text"/>	4. Duration of pregnancy (if applicable) <input type="text"/> weeks
5. Contraception (indicate with X): Yes <input type="checkbox"/> No <input type="checkbox"/>		7. First date of last menstruation:	
6. Method and last date of application/ingestion:		8. Duration of period <input type="text"/>	9. Duration of cycle <input type="text"/>
10. Date and time of last intercourse with consent:		11. Number of consensual sexual partners during last 7 days:	12. Condoms: Yes <input type="checkbox"/> No <input type="checkbox"/>
13. Since the alleged offence took place, has the person (indicate with X): bathed <input type="checkbox"/> washed <input type="checkbox"/> douched <input type="checkbox"/> showered <input type="checkbox"/> urinated <input type="checkbox"/> changed clothing <input type="checkbox"/>			

E. GYNAECOLOGICAL EXAMINATION (State clinical findings)

1. Breast development: Tanner stage 1-5 <input type="text"/>		2. Pubic hair: Tanner stage 1-5 <input type="text"/>		3. Mons pubis:	
4. Clitoris:			5. Frenulum of clitoris:		
6. Urethral orifice:			7. Para-urethral folds:		
8. Labia majora:			9. Labia minora:		
10. Posterior fourchette: scarring: tears:			bleeding: increased friability:		
11. Fossa navicularis:					
12. Hymen: configuration:		13. Opening diameter (mm): Transverse <input type="text"/> Vertical <input type="text"/>			
14 Swelling:		15. Bumps:		16. Clefts:	
17. Fresh tears (position):		18. Synechiae:		19. Bruising:	
20. Vagina: Number of fingers admitted:		bleeding: discharge:		tears:	
21. Cervix:		erosion: bleeding:		discharge: other:	
22. Perineum:					

F. SAMPLES TAKEN FOR INVESTIGATION

1. Forensic specimens taken: Urine sample for pregnancy test: Positive <input type="checkbox"/> Negative <input type="checkbox"/>			Seal number of Evidence Collection Kit:
2. Specimens handed to:		Name:	
		Rank and Force number:	
		Signature:	

3. CONCLUSIONS

.....

.....

.....

.....

.....

.....

.....

.....

.....

Signature of medical practitioner

G. ANAL EXAMINATION (State clinical findings)

SKIN SURROUNDING THE ORIFICE

- | | | |
|---------------------|-------------------------|------------------------|
| 1. Hygiene: | 4. Abrasions: | 7. Redness/erythema: |
| 2. Pigmentation: | 5. Scars: | 8. Bruising/haematoma: |
| 3. Fissures/cracks: | 6. Swelling/thickening: | 9. Tags: |

ORIFICE

- | | | |
|---|--|--------------------------|
| 10. Tears/fissures: | 13. Reflex dilatation: | 16. Twitchiness/winking: |
| 11. Swelling/thickening of rim (tyre sign): | 14. Shortening/eversion of anal canal: | 17. Discharge: |
| 12. Funnelling: | 15. Cupping: | |

DIGITAL EXAMINATION

- | | |
|--|-------------------------------|
| 18. Presence of hard faeces in rectum: | 20. Thickening of anal verge: |
| 19. Laxity (pressure on anal orifice): | 21. Tone (sphincter grip): |

22. CONCLUSIONS

.....

.....

.....

.....

H. MALE GENITALIA

- | | | |
|---|---|---------------------------|
| 1. Genital development: Tanner stage 1-5 <input type="checkbox"/> | 6. Pubic hair: Tanner stage 1-5: <input type="checkbox"/> | 11. Prepuce and frenulum: |
| 2. Glans: | 7. Shaft: | 12. Scrotum: |
| 3. Testes: | 8. Epididymus: | 13. Vas deferens: |
| 4. Ulceration: | 9. Penile discharge: | 14. Smegma: |
| 5. Presence of faeces: | 10. Circumcision: | 15. Urethral orifice: |

16. CONCLUSIONS

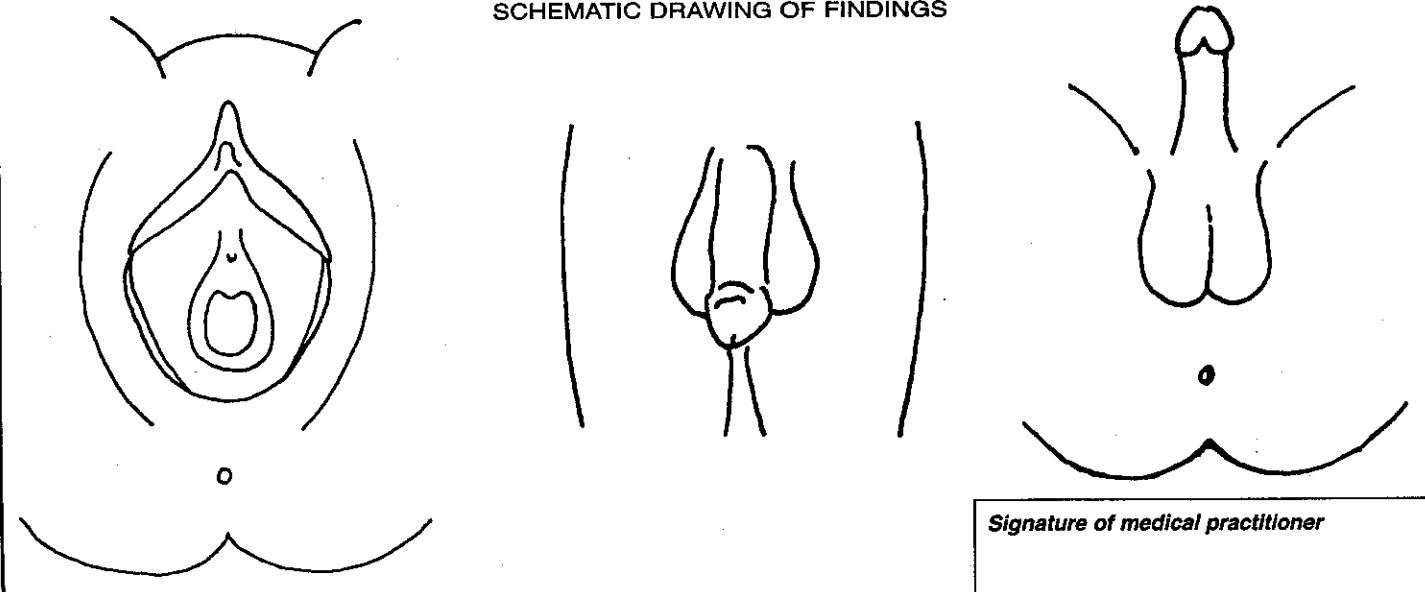
.....

.....


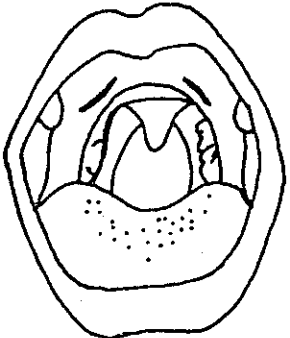
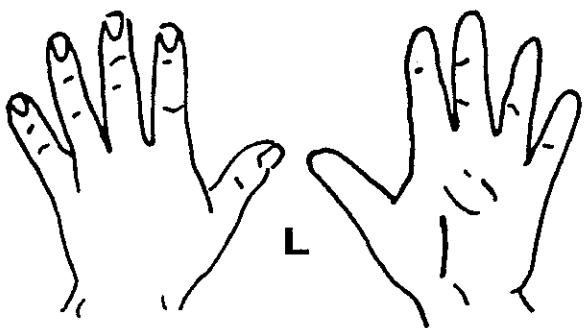
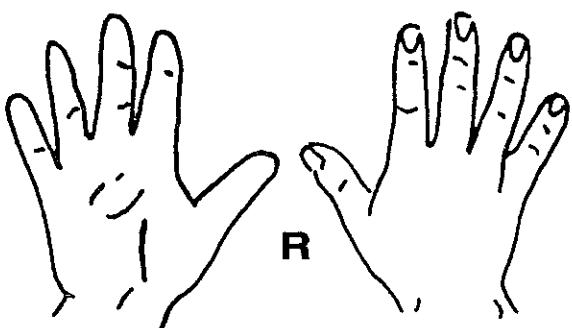
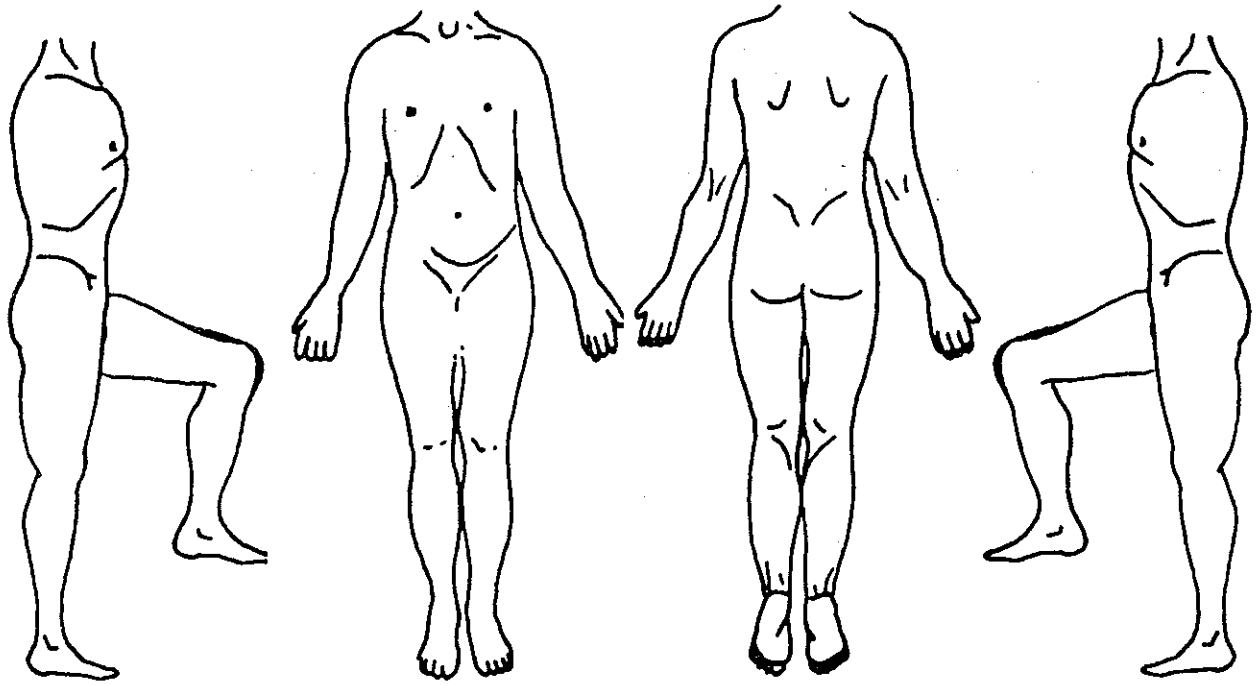

.....

.....

SCHEMATIC DRAWING OF FINDINGS



Signature of medical practitioner



Signature of medical practitioner